Latest Products from...

Surface Mount Fuses



See page 321

Automotive Fuses

See page 343

PTC Resettable Fuses



See page 347

HRC Fuses & Fuseholders

See page 353

Contents

	Page
10x35mm Fuses	351
10x38mm Fuses	351
14x51mm Fuses	352
22x58mm Fuses	352
4.7x15.9mm Fuses & Fuseholders	337
5x20mm Fuses	324
5x20mm Fuseholders	328
5x25mm Fuses	337
6.35x25.4mm Fuses & Fuseholders	336
6.3x32mm Fuses & Fuseholders	333
8x31mm Fuses	350
Automotive Fuses	342
Bottle Fuses & Fuseholders	355
Consumer Units & Distribution Boards	364
DIN Standard Fuses & Fuseholders	355
Fuse Kits	338
Fuse Links	355
Industrial HRC Fuses & Fuseholders	353
MCB's and Accessories	361
Resettable Fuses	345
Surface Mount Fuses	321
Thermal Fuses & Circuit Breakers	356
Thermal Fuses	356
Wire Ended Fuses	338

i-Buy is the new online purchasing system, FREE from Farnell

Completely flexible and personalised to your company's needs, i-Buy provides many of the custom features of an expensive eProcurement system but at no cost to your company!

- Fully automated approval process for reduced paperwork
- Set individual users' spend and department budgets for complete cost control
- Download reports at line level detail for total transparency of your company's spend
- Fully integrated into the Farnell website, it's easy to use and easy to set up

Intelligent buying, free from Farnell

www.farnell.com/i-Buy

Turn to page iv for more information

Farnell

A Premier Farnell Company

Fuse Characteristics

Each fuselink is categorised according to its blowing characteristic.

(FF) - Super Quick Acting (Ultra Rapid). These fuselinks have very low fusing factors and are designed to blow under low current overloads.
(F) - Quick Acting (Quick Blow). For use when a fast blowing time is required under relatively low overloads and when a long and reliable usage is required under full rated conditions.
(M) -Medium Time Lag (Semi-Delay). Fairly rapid blowing under moderate current overloads, combined with some tolerance of moderate transient current surges.
(T) -Time Lag (Antisurge). Capable of withstanding short duration transient currents of considerable magnitude, whilst blowing rapidly under sustained overload conditions.
Breaking Capacity (Interrupting Rating)
This is the maximum short circuit current that the fuselink can safely interrupt under prescribed conditions, usually at rated voltage.
HRC (High Rupture Capacity). Designed with a high current breaking, or rupture, capacity. Usually manufactured with ceramic fuse bodies.
Fuse Sizes
1¼" x ¼" Fuses are normally used in North American markets, and are generally manufactured to UL and CSA standards.
20 x 5mm Fuses are normally used in European markets and are usually manufactured to IEC 127.

Apart from the physical size differences, the current / time characteristics of these fuses are different, and are therefore not interchangeable.

213844

Surface Mount Fuses

Fast Acting
SMD Thin Film



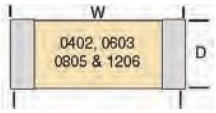

This series of fuses is based on thin-film techniques. This technology provides a level of control on the component electrical and physical characteristics that is generally not possible with standard fuse technologies. This enables this series of devices to be designed into small consumer equipment such as mobile phones, PDA's, LCD screens and video cameras.

- Accurate current rating
- Small, standard chip sizes
- Compatible with all SMT soldering systems
- **UL** Recognised

Height - mm (Nominal)	Width - mm (Nominal)	Depth - mm (Nominal)	Case Style
0.4	1	0.55	0402E
0.63	1.6	0.81	0603E
0.9	2.1	1.27	0805B
1.2	3.1	1.6	1206B

460642

Order Multiple=10

Rating	Mftrs. List No.	Order Code	Price Each 10+	50+	100+	250+	500+
Case Style 0402E							
0.25A	MCF0402E0R25FSTR	SMD 133-7395●	0.360	0.350	0.340	0.310	0.250
0.5A	MCF0402E0R50FSTR	SMD 133-7398●	0.220	0.220	0.210	0.196	0.154
0.75A	MCF0402E0R75FSTR	SMD 133-7399●	0.220	0.220	0.210	0.196	0.154
1A	MCF0402E1R00FSTR	SMD 133-7400●	0.360	0.350	0.340	0.310	0.250
1.5A	MCF0402E1R50FSTR	SMD 133-7402●	0.360	0.350	0.340	0.310	0.250
2A	MCF0402E2R00FSTR	SMD 133-7404●	0.360	0.350	0.340	0.310	0.250
Case Style 0603E							
0.25A	MCF0603E0R25FSTR	SMD 133-7405●	0.360	0.290	0.250	0.220	0.210
0.5A	MCF0603E0R50FSTR	SMD 133-7406●	0.360	0.290	0.250	0.220	0.210
0.75A	MCF0603E0R75FSTR	SMD 133-7407●	0.360	0.290	0.250	0.220	0.210
1A	MCF0603E1R00FSTR	SMD 133-7408●	0.360	0.290	0.250	0.220	0.210
1.25A	MCF0603E1R25FSTR	SMD 133-7409●	0.360	0.290	0.250	0.220	0.210
1.5A	MCF0603E1R50FSTR	SMD 133-7410●	0.360	0.290	0.250	0.220	0.210
2A	MCF0603E2R00FSTR	SMD 133-7411●	0.360	0.290	0.250	0.220	0.210
Case Style 0805B							
0.25A	MCF0805B0R25FSTR	SMD 133-7414●	0.420	0.340	0.300	0.280	0.240
0.5A	MCF0805B0R50FSTR	SMD 133-7416●	0.420	0.340	0.300	0.280	0.240
0.75A	MCF0805B0R75FSTR	SMD 133-7417●	0.300	0.240	0.220	0.200	0.168
1A	MCF0805B1R00FSTR	SMD 133-7418●	0.420	0.340	0.300	0.280	0.240
1.25A	MCF0805B1R25FSTR	SMD 133-7419●	0.420	0.340	0.300	0.280	0.240
1.5A	MCF0805B1R50FSTR	SMD 133-7420●	0.420	0.340	0.300	0.280	0.240
2A	MCF0805B2R00FSTR	SMD 133-7421●	0.420	0.340	0.300	0.280	0.240
2.5A	MCF0805B2R50FSTR	SMD 133-7422●	0.420	0.340	0.300	0.280	0.240
3A	MCF0805B3R00FSTR	SMD 133-7423●	0.420	0.340	0.300	0.280	0.240
Case Style 1206B							
0.2A	MCF1206B0R20FSTR	SMD 133-7424●	0.360	0.290	0.250	0.220	0.210
0.5A	MCF1206B0R50FSTR	SMD 133-7425●	0.360	0.290	0.250	0.220	0.210
1A	MCF1206B1R00FSTR	SMD 133-7426●	0.360	0.290	0.250	0.220	0.210
1.5A	MCF1206B1R50FSTR	SMD 133-7428●	0.360	0.290	0.250	0.220	0.210
2A	MCF1206B2R00FSTR	SMD 133-7429●	0.360	0.290	0.250	0.220	0.210
3A	MCF1206B3R00FSTR	SMD 133-7431●	0.360	0.290	0.250	0.220	0.210

Fast Acting - 1608FF
0603 Case Size

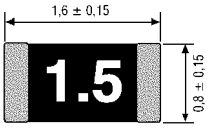

- Thick and thin metal film technologies giving superior fusing and enhanced reliability
- UL Recognised and CSA approved

Voltage rating 24V dc
Time/current characteristics 100% rated current for 4 hours min. 250% rated current for 5 seconds
Breaking capacity 35A dc

Current Rating (A)	Colour Code	TYP. Resistance @ 10% rated current (Ω)	Typ voltage Drop @ Rated Current (V)	Mftrs. List No.	Order Code
250mA	Green	3	0.9	0603FA250-R	112-3012
500mA	Blue	0.9	0.54	0603FA500-R	112-3019
750mA	Blue / White	0.51	0.45	0603FA750-R	112-3020
1A	Brown	0.15	0.18	0603FA1-R	112-3010
1.5A	Brown/white	0.068	0.12	0603FA1.5-R	112-3009
2A	Black	0.042	0.11	0603FA2-R	112-3013
2.5A	Black/white	0.029	0.09	0603FA2.5-R	112-3011
3A	Violet	0.022	0.087	0603FA3-R	112-3017
3.5A	Violet/white	0.018	0.08	0603FA3.5-R	112-3015
4A	Yellow	0.014	0.08	0603FA4-R	112-3018
5A		0.011	0.090	0603FA5-R	161-5138

204519

Order Multiple=10

Rating	Order Code	Price Each 10+	50+	100+	250+	500+	3K+
250mA	112-3012● RL	0.520	0.370	0.320	0.300	0.290	0.270
500mA	112-3019● RL	0.490	0.360	0.300	0.290	0.270	0.260
750mA	112-3020● RL	0.400	0.290	0.240	0.230	0.220	0.210
1A	112-3010● RL	0.560	0.400	0.340	0.320	0.310	0.300
1.5A	112-3009● RL	0.400	0.290	0.240	0.230	0.220	0.210
2A	112-3013● RL	0.560	0.400	0.340	0.320	0.310	0.300
2.5A	112-3011● RL	0.400	0.290	0.240	0.230	0.220	0.210
3A	112-3017● RL	0.330	0.290	0.260	0.250	0.240	0.220
3.5A	112-3015● RL	0.270	0.192	0.168	0.161	0.153	0.143
4A	112-3018● RL	0.290	0.210	0.176	0.168	0.160	0.153
5A	SMD 161-5138● NEW	0.410	0.300	0.250	0.240	0.230	0.220

Super Quick Acting
USF 1206 - 32V ac, 63V dc



- **Lead Free**
- High breaking capacity
- Small loss, low voltage drop - 100mV typical
- **UL** Recognised

H = 0.6, W = 3.2, D = 1.6mm

Breaking capacity 50A @ 32V ac/dc
Materials: Terminals - Copper, tin plated
Operating temperature -55 to 90°C
Housing - Glass epoxy

Mftrs. List No.	Order Code	Mftrs. List No.	Order Code
3413.0113.22	778-5712	3413.0119.22	778-5763
3413.0114.22	778-5720	3413.0120.22	778-5771
3413.0115.22	778-5739	3413.0121.22	778-5780
3413.0116.22	778-5747	3413.0123.22	778-5798
3413.0117.22	778-5755		

347695

Order Multiple=10

Rating	Order Code	Price Each 10+	25+	50+	100+	500+
500mA	SMD 778-5712● RL	0.68	0.61	0.57	0.52	0.43
750mA	SMD 778-5720● RL	0.68	0.61	0.57	0.52	0.43
1A	SMD 778-5739● RL	0.68	0.61	0.57	0.52	0.43
1.25A	SMD 778-5747● RL	0.68	0.61	0.57	0.52	0.43
1.5A	SMD 778-5755● RL	0.68	0.61	0.57	0.52	0.43
2A	SMD 778-5763● RL	0.68	0.61	0.57	0.52	0.43
2.5A	SMD 778-5771● RL	0.68	0.61	0.57	0.52	0.43
3A	SMD 778-5780● RL	0.68	0.61	0.57	0.52	0.43

Fast Acting - 3216FF
1206 Case Size



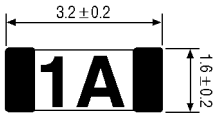

- Metal film and ultrasonic wire bond technologies for high reliability fusing
- Fuse element encapsulated with glass
- UL Recognised and CSA approved

Voltage rating 32V ac/63V dc
Time/current characteristics 100% rated current for 4 hours min. 250% rated current for 5 seconds Max 4A and 5A fuses open within 1s @ 350% rated current
Breaking capacity 50A ac/dc

Surface Mount Fuses - continued

Fast Acting - 3216FF - continued

1206 Case Size - continued

Rating (A)	Device Marking	TYP. Resistance @ 10% rated current (Ω)	Typ voltage Drop @ Rated Current (V)	Mftrs. List No.	Order Code
250mA	.25	4.5	1.4	3216FF250-R	112-3250
375mA	White dot	1.8	0.73	3216FF375-R	112-3251
500mA	.5	1.15	0.66	3216FF500-R	112-3252
750mA	.75	0.75	0.63	3216FF750-R	112-3253
1A	1	0.168	0.2	3216FF1-R	112-3254
1.5A	1.5	0.098	0.18	3216FF1.5-R	112-3255
2A	2	0.063	0.16	3216FF2-R	112-3256
2.5A	2.5	0.046	0.14	3216FF2.5-R	112-3258
3A	3	0.037	0.13	3216FF3-R	112-3259
4A	4	0.019	0.11	3216FF4-R	112-3260
5A	5	0.013	0.09	3216FF5-R	112-3262
6.5A		0.0082	0.076	3216FF-6-5-R	161-5139
7A		0.0078	0.078	3216FF-7-R	161-5140

204520

Order Multiple=10 — Price Each

Rating (A)	Order Code	10+	50+	100+	250+	500+	1K+
250mA	112-3250● RL	0.390	0.360	0.330	0.300	0.270	0.240
375mA	112-3251● RL	0.320	0.260	0.220	0.200	0.195	0.185
500mA	112-3252● RL	0.370	0.340	0.320	0.290	0.260	0.230
750mA	112-3253● RL	0.330	0.260	0.220	0.200	0.198	0.188
1A	112-3254● RL	0.420	0.390	0.360	0.320	0.290	0.260
1.5A	112-3255● RL	0.340	0.310	0.280	0.260	0.250	0.240
2A	112-3256● RL	0.350	0.300	0.280	0.260	0.250	0.230
2.5A	112-3258● RL	0.250	0.210	0.198	0.188	0.177	0.166
3A	112-3259● RL	0.350	0.300	0.280	0.260	0.250	0.230
4A	112-3260● RL	0.250	0.210	0.198	0.188	0.177	0.166
5A	112-3262● RL	0.250	0.210	0.198	0.188	0.177	0.166
6.5A	SMD 161-5139● NEW	0.280	0.240	0.220	0.210	0.197	0.185
7A	SMD 161-5140● NEW	0.280	0.240	0.220	0.210	0.197	0.185

Very Fast Acting (FF)

SCHURTER ELECTRONIC COMPONENTS

1206 - Type MGA

- "Flip Chip" design mounts on any side
- Hermetically sealed for operating temperatures in excess of 150°C
- Low energy let-through
- **CSA** Approved, **UL** Recognised

Breaking capacity	50A @ 125V/V dc
Interupt capacity	50A
Operating Temperature (max.)	150°C

H = 1.52, W = 3.05, D = 1.52mm

Pad = 0.25 x 1.52mm

429007

Order Multiple = 10 — Price Each

Mftrs. List No.	Rating	Order Code	10+	50+	100+	250+
3410002101	200mA	SMD 116-2746●	1.22	0.93	0.65	0.56
3410002701	500mA	SMD 116-2747●	1.27	0.92	0.69	0.57

Very Fast Acting

Littelfuse

Slimline 1206 Package - 466 Series

- Extremely small with low profile (1206 chip size)
- Utilizes thin film technology for precise electrical characteristics
- **UL** recognised and **CSA** approved

Breaking Capacity - 125 mA to 375 mA	50 A @ 125V ac/dc
Breaking Capacity - 500 mA to 2 A	50 A @ 63V ac/dc
Breaking Capacity - 2.5 A to 5 A	50 A @ 32V ac/dc
Operating temperature	-55 to 90°C

Mftrs. List No. = 466 + Rating

233676

Order Multiple=10 — Price Each

Rating	Order Code	10+	100+	250+	500+	1K+
250mA	SMD 992-1826● RL	0.44	0.40	0.35	0.32	0.30
500mA	SMD 992-1834● RL	0.44	0.40	0.35	0.32	0.30
1A	SMD 992-1850● RL	0.44	0.40	0.35	0.32	0.30
2A	SMD 992-1877● RL	0.44	0.40	0.35	0.32	0.30

700 products added online every week

WWW

See our pick of the hottest products and latest technologies in '**What's New?**' at **www.farnell.co.uk**

Slow Blow

Littelfuse

Slimline 1206 Package - 468 Series

- Time delay withstands high inrush currents preventing nuisance openings
- Package is visually distinct from fast acting version
- Top side marking of amperage value
- **UL** recognised and **CSA** approved

H = 0.58, W = 3.18, D = 1.52mm

Breaking Capacity - 500 mA to 1.5 A	50 A @ 63V ac/dc
Breaking Capacity - 2 A to 2.5 A	35 A @ 63V ac, 50 A @ 63V dc
Breaking Capacity - 3 A	50 A @ 32V ac/dc
Operating temperature	-55 to 90°C

Mftrs. List No. = 468 + Rating

233675

Order Multiple=10 — Price Each

Rating	Order Code	10+	100+	250+	500+	1K+
1A	SMD 992-1788●	1.29	1.07	0.96	0.86	0.68
1.5A	SMD 992-1796●	1.29	1.07	0.96	0.86	0.68
2A	SMD 992-1800●	1.29	1.07	0.96	0.86	0.68

Very Fast Acting - 451 series

Littelfuse

Nanofuse - 125V ac/dc

- Compact high speed ceramic chip fuses.
- Wide range of current rating available
- Wide temperature operating range
- Low temperature de-rating
- **UL** Recognised and **CSA** approved.

H = 2.69, W = 6.10, D = 2.69mm

Supplied on 12mm embossed tape (reel=1K pcs)

Breaking capacity 100A @ 125V ac, 300A @ 125V dc Operating temperature -55°C to +125°C

Mftrs. List No. 451 + Value

204438

Order Multiple=10 — Price Each

Rating	Order Code	10+	100+	250+	500+	1K+
62mA	SMD 992-2121● RL	1.04	0.92	0.83	0.79	0.76
125mA	SMD 992-2130● RL	1.04	0.92	0.83	0.79	0.76
250mA	SMD 992-2148● RL	0.34	0.33	0.32	0.31	0.30
500mA	SMD 992-2156● RL	0.34	0.33	0.32	0.31	0.30
1A	SMD 992-2164● RL	0.34	0.33	0.32	0.31	0.30
2A	SMD 992-2172● RL	0.34	0.33	0.32	0.31	0.30
3A	SMD 992-2180● RL	0.34	0.33	0.32	0.31	0.30
5A	SMD 992-2199● RL	0.34	0.33	0.32	0.31	0.30
10A	SMD 992-2202● RL	0.34	0.33	0.32	0.31	0.30

Slow Blow

Littelfuse

Nanofuse - 125Vac/dc

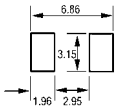

L=6.10
B=2.54
H=2.54

SMD

Meets IEC 60127-4 standard for Universal Modular Fuse-links, UMF 125V.

Breaking Capacity 50A @ 125V ac or dc Operating Temperature -55°C to 125°C

Mftrs. List No. = 452 + Rating

204461

Order Multiple=10 — Price Each

Rating	Order Code	10+	100+	250+	500+
375mA	SMD 992-2318● RL	0.44	0.40	0.36	0.34
500mA	SMD 992-2326● RL	0.44	0.40	0.36	0.34
750mA	SMD 992-2334● RL	0.44	0.40	0.36	0.34
1A	SMD 992-2342● RL	0.44	0.40	0.36	0.34
1.5A	SMD 992-2350● RL	0.44	0.40	0.36	0.34
2A	SMD 992-2369● RL	0.44	0.40	0.36	0.34
2.5A	SMD 992-2377● RL	0.44	0.40	0.36	0.34
3A	SMD 992-2385● RL	0.44	0.40	0.36	0.34
3.5A	SMD 992-2393● RL	0.44	0.40	0.36	0.34
4A	SMD 992-2407● RL	0.44	0.40	0.36	0.34
5A	SMD 992-2415● RL	0.44	0.40	0.36	0.34

Fuse and Fuseholder Combinations

Littelfuse

Nanofuse - 125V ac/dc & Omni Block

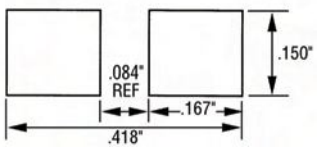

RL Re-reeling available

The Omni Block fuseholder permits quick and easy replacement of nanofuses. The fuse holder is pre-installed with a nanofuse and can be placed on the PCB in one operation.The surface mount fuse can then be replaced without the normal problems of SMD rework.The supplied fuse has silver plated contacts to prevent it soldering into the holder when reflow soldered. **UL** Recognised and **CSA** approved.

Fuse holder rated at 7A	Voltage rating	125V ac/dc
Fuse holder thermoplastic to UL94V-0	Operating temperature	-55°C to +125°C

Mftrs. List No. 154 + Rating. Add suffix H for strip of 100 & T for antisurge

FUS264/220502

Order Multiple=10 Fuse Fitted	Order Code	Price Each 10+	50+	100+	500+
Quick Blow (F)					
62mA	994-3595●	2.02	1.87	1.67	1.51
125mA	994-3609●	2.02	1.87	1.67	1.51
250mA	994-3617●	1.32	1.21	1.09	1.00
500mA	994-3625●	1.32	1.21	1.09	1.00
1A	994-3633●	1.32	1.21	1.09	1.00
2A	994-3641●	1.32	1.21	1.09	1.00
3A	994-3650●	1.30	1.19	1.08	0.99
5A	994-3668●	1.32	1.21	1.09	1.00
Antisurge (T)					
375mA	994-3676●	1.33	1.24	1.10	1.00
500mA	994-3684●	1.35	1.25	1.11	1.01
750mA	994-3692●	1.35	1.25	1.11	1.01
1A	994-3706●	1.35	1.25	1.11	1.01
1.5A	994-3714●	1.35	1.25	1.11	1.01
2A	994-3722●	1.35	1.25	1.11	1.01
2.5A	994-3730●	1.33	1.24	1.10	1.00
3A	994-3749●	1.35	1.25	1.11	1.01
3.5A	994-3757●	1.35	1.25	1.11	1.01
4A	994-3765●	1.33	1.24	1.10	1.00
5A	994-3773●	1.35	1.25	1.11	1.01

Telecom Nanofuse - 250V

461 Series

Littelfuse

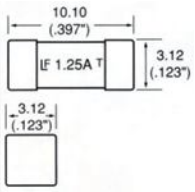

Meets **UL 1950** third edition (formerly UL 1459) power cross reqirements. Designed to allow compliance with Bellcore/Telcordia GR 1089-CORE and FCC 47 part 68 Surge Specifications.

Interrupting Ratings	60A @ 600 Vac
Operating temperature	-55°C to +125°C
Electrical Characteristics	100% Amp rating - 4 Hours min.
	250% Amp rating - 1 sec min, 120 sec max.

Current Rating A	Resistance Cold. Ohms	Mftrs List No.	Order Code
0.5	0.56	461.500RA000	994-3358
1.25	0.11	4611.25RA000	994-3366
2	0.05	461002.RA000	994-3374

233673

Order Code	Price Each 10+	100+	250+	500+	1K+
SMD 994-3358● RL	1.35	1.26	1.13	1.02	0.96
SMD 994-3366● RL	1.35	1.26	1.13	1.02	0.96
SMD 994-3374● RL	1.33	1.25	1.12	1.01	0.95

Fast Acting - 456 Series

Nano2 fuse - 125V ac

Littelfuse

- Surface mount high current fuses
- **UL** Recognised

H = 3.12, W = 10.1, D = 3.12mm

Breaking capacity 100A @ 125V ac, 300A @ 65V ac Operating temperature -55 to 125°C

492594

Order Multiple=10 Rating	Mftrs. List No.	Order Code	Price Each 10+	100+	250+	500+	1K+
20A	0456020.ER	SMD 151-0910●	0.73	0.69	0.64	0.60	0.54
30A	0456030.ER	SMD 151-0911●	0.73	0.69	0.64	0.60	0.54

Type TF 600 Time-lag

Telcordia GR - 1089

SCHURTER ELECTRONIC COMPONENTS

- Directly solderable onto PCB's
- Protects against fault conditions up to 60 Amps
- Non-resettable
- **UL** Recognised

H = 3.22, W = 3.22, D = 10.1mm

Standards: IEC 60127-4, UL 248 - 14, CSA C22.2 no. 248.14, Telcordia GR - 1089, UL 60950/IEC 60950, ITU - T K.20 and K.21 & TIA - 689 -A.

Voltage rating (Vn)	600V	Material, case	Ceramic - UL94V-1
Breaking capacity	60A	Ambient temperature	-55°C to 125°C

Mftrs.List No.	Order Code	Mftrs.List No.	Order Code
2000.0010	122-1081	2000.0012	122-1083
2000.0011	122-1082		

439793

Order Multiple=10 Rating	Order Code	Price Each 10+	50+	100+	250+
0.5A	SMD 122-1081●	0.64	0.55	0.44	0.33
1.25A	SMD 122-1082●	0.64	0.55	0.44	0.33
2A	SMD 122-1083●	0.64	0.55	0.44	0.33

Type UMT 250 Time-lag

IEC 60127 - 4

SCHURTER ELECTRONIC COMPONENTS

- Directly solderable onto PCB's
- Protects against fault conditions up to 200 Amps
- Non-resettable
- **VDE** Approved, **UL** Recognised

H = 3, W = 3, D = 10.1mm

Standards: IEC 60127 - 4, UL 248 - 14 & CSA C22.2 no. 248.14

Voltage rating (Vn)	250V, 125V	Material Case	Ceramic - UL 94V - 1
Breaking capacity	200A	Ambient temperature	-55°C to 125°C

439794

Order Multiple=10 Rating	Mftrs. List No.	Order Code	Price Each 10+	50+	100+	250+
0.08A	3403.0155	NEW SMD 163-7548●	0.84	0.76	0.64	0.48
0.1A	3403.0156	NEW SMD 163-7549●	0.84	0.76	0.64	0.48
0.125A	3403.0157	NEW SMD 163-7550●	0.84	0.76	0.64	0.48
0.16A	3403.0158	NEW SMD 163-7552●	0.84	0.76	0.64	0.48
0.2A	3403.0159	NEW SMD 163-7553●	0.84	0.76	0.64	0.48
0.25A	3403.016	NEW SMD 163-7554●	0.84	0.76	0.64	0.48
0.315A	3403.0161	SMD 122-1084●	0.45	0.40	0.34	0.26
0.5A	3403.0163	SMD 122-1087●	0.86	0.78	0.65	0.49
0.8A	3403.0165	SMD 122-1089●	0.45	0.40	0.34	0.26
1A	3403.0166	SMD 122-1090●	0.86	0.78	0.65	0.49
1.25A	3403.0167	SMD 122-1091●	0.45	0.40	0.34	0.26
1.6A	3403.0168	SMD 122-1092●	0.45	0.40	0.34	0.26
2A	3403.0169	SMD 122-1093●	0.45	0.40	0.34	0.26
3.15A	3403.0171	SMD 122-1095●	0.45	0.40	0.34	0.26
4A	3403.0172	SMD 122-1096●	0.86	0.78	0.65	0.49
5A	3403.0173	NEW SMD 151-0871●	0.84	0.76	0.64	0.48
6.3A	3403.0174	NEW SMD 151-0872●	0.84	0.76	0.64	0.48
8A	3403.0175	NEW SMD 163-7555●	0.84	0.76	0.64	0.48
10A	3403.0176	NEW SMD 163-7556●	0.84	0.76	0.64	0.48

Type OMT 125 Time-lag

SCHURTER ELECTRONIC COMPONENTS

- Directly solderable on printed circuit boards or plugable into surface mount fuseholder
- Protects against fault conditions up to 100 Amps
- Non-resettable
- **UL** Recognised
- Lead-free

H = 2.6, W = 7.4, D = 3.1mm

Voltage rating (Vn) 125 V Ambient temperature -40°C to 85°C
Breaking capacity 100A / 125V AC/DC

Mftrs.List No.	Order Code	Mftrs.List No.	Order Code
3404.0112.11	444-7918	3404.0117.11	444-7967
3404.0113.11	444-7920	3404.0118.11	444-7979
3404.0114.11	444-7931		
3404.0115.11	444-7943	3404.0120.11	444-7992
3404.0116.11	444-7955	3404.0121.11	444-8005

311843

Order Multiple=10 Rating	Order Code	Price Each 10+	50+	100+	250+
500mA	SMD 444-7918●	0.39	0.36	0.33	0.30
750mA	SMD 444-7920●	0.37	0.34	0.32	0.29
1A	SMD 444-7931●	0.39	0.36	0.33	0.30
1.5A	SMD 444-7943●	0.37	0.34	0.32	0.29
2A	SMD 444-7955●	0.36	0.33	0.31	0.28
2.5A	SMD 444-7967●	0.39	0.36	0.33	0.30
3A	SMD 444-7979●	0.37	0.34	0.32	0.29
4A	SMD 444-7992●	0.39	0.36	0.33	0.30
5A	SMD 444-8005●	0.39	0.36	0.33	0.30

Quick Acting (F)

Surface Mount - Type 172876

SCHURTER ELECTRONIC COMPONENTS

- Directly solderable onto Printed Circuit Boards
- **CSA** Approved, **UL** Recognised

L = 7, Dia. = 2mm
Pad = 3.1 x 4mm (times 2, gap = 2.7mm)

Breaking capacity 300A @ 125V/V dc Operating temperature -55 to 85°C

429018

Order Multiple = 10 Mftrs. List No.	Rating	Order Code	Price Each 10+	50+	100+	250+
7010.9760.63	125mA	SMD 116-2765●	1.85	0.66	0.41	0.29
7010.9790.63	500mA	SMD 116-2766●	0.61	0.45	0.34	0.29
7010.9810.63	1A	SMD 116-2768●	0.48	0.36	0.31	0.27
7010.9850.63	3A	SMD 116-2770●	0.55	0.41	0.32	0.29

Over 480,000 products online QGO

Farnell

Surface Mount Fuses - continued

Type FST 5 X 20 Time-lag

SCHURTER ELECTRONIC COMPONENTS

- Directly solderable onto printed circuit boards
- Withstands reflow and wave soldering temperatures to 260°C / 10s

- Low breaking capacity L
- Glass tube
- Non-resettable

Voltage rating (Vn)	250 V
Breaking capacity	35A / 250V ac
Ambient temperature	-40°C to 125°C

Mftrs.List No.	Order Code	Mftrs.List No.	Order Code
		0034.5619.11	444-8108
0034.5611.11	444-8029	0034.5620.11	444-8110
0034.5612.11	444-8030	0034.5621.11	444-8121
		0034.5622.11	444-8133
0034.5614.11	444-8054	0034.5623.11	444-8145
0034.5615.11	444-8066	0034.5624.11	444-8157
0034.5616.11	444-8078	0034.5625.11	444-8169
0034.5617.11	444-8080	0034.5626.11	444-8170
0034.5618.11	444-8091	0034.5627.11	444-8182

311847

Order Multiple=10		Price Each			
Rating	Order Code	10+	100+	500+	1K+
0.315A	SMD 444-8030●	0.30	0.26	0.24	0.20
0.5A	SMD 444-8054●	0.31	0.27	0.25	0.22
0.8A	SMD 444-8078●	0.30	0.26	0.24	0.20
1A	SMD 444-8080●	0.31	0.27	0.25	0.22
1.25A	SMD 444-8091●	0.31	0.27	0.25	0.22
1.6A	SMD 444-8108●	0.30	0.26	0.24	0.20
2A	SMD 444-8110●	0.31	0.27	0.25	0.22
2.5A	SMD 444-8121●	0.30	0.26	0.24	0.20
3.15A	SMD 444-8133●	0.31	0.27	0.25	0.22
4A	SMD 444-8145●	0.31	0.27	0.25	0.22
5A	SMD 444-8157●	0.31	0.27	0.25	0.22
6.3A	SMD 444-8169●	0.31	0.27	0.25	0.22
8A	SMD 444-8170●	0.30	0.26	0.24	0.20
10A	SMD 444-8182●	0.31	0.27	0.25	0.22

Type SPT 5 X 20 Time-lag

SCHURTER ELECTRONIC COMPONENTS

- Directly solderable on printed circuit boards
- Withstands reflow and wave soldering temperatures to 260°C / 10s

- High breaking capacity H
- Non-resettable
- Ceramic tube

Voltage rating (Vn)	250V
Breaking capacity	IEC: 1500A / 250V ac UL: 10000A / 250V
Ambient temperature	-40°C to 125°C

Mftrs.List No.	Order Code	Mftrs.List No.	Order Code
0001.2704.11	444-8327	0001.2710.11	444-8388
		0001.2711.11	444-8390
0001.2706.11	444-8340	0001.2712.11	444-8406
0001.2707.11	444-8352		
0001.2708.11	444-8364	0001.2714.11	444-8420
0001.2709.11	444-8376		

311849

Order Multiple=10		Price Each			
Rating	Order Code	10+	100+	500+	1K+
1A	SMD 444-8327●	0.30	0.26	0.24	0.20
1.6A	SMD 444-8340●	0.31	0.27	0.25	0.22
2A	SMD 444-8352●	0.31	0.27	0.25	0.22
3.15A	SMD 444-8376●	0.31	0.27	0.25	0.22
4A	SMD 444-8388●	0.31	0.27	0.25	0.22
5A	SMD 444-8390●	0.31	0.27	0.25	0.22
6.3A	SMD 444-8406●	0.31	0.27	0.25	0.22
10A	SMD 444-8420●	0.31	0.27	0.25	0.22

20 x 5mm Fuses

Ultra Rapid (FF) Ceramic

SIBA

70-001-40 Series

Ceramic sand filled fuses with very short cut-off time, one tenth of a cycle at 10 times overload, designed to protect thyristors, rectifiers and any semiconductors sensitive to overload. **UL** recognised up to 5A

Voltage rating (Vn)	250V ac
Breaking capacity	1500A @ 6.3A & above 300kA up to 5A
Mftrs. List No.	70-001-40 + Rating

FUS2X/204497

Order Multiple=10		Price Each			
Rating	Order Code	10+	100+	500+	1K+
500mA	117-5126●	0.82	0.74	0.66	0.63
1A	117-5127●	0.82	0.74	0.66	0.63
1.6A	117-5136●	0.82	0.74	0.66	0.63
2A	117-5128●	0.82	0.74	0.66	0.63
2.5A	117-5137●	0.82	0.74	0.66	0.63
3.15A	117-5131●	0.82	0.74	0.66	0.63
4A	117-5138●	0.82	0.74	0.66	0.63
5A	117-5132●	0.82	0.74	0.66	0.63
6.3A	117-5133●	0.82	0.74	0.66	0.63
8A	117-5134●	0.82	0.74	0.66	0.63
10A	117-5135●	0.82	0.74	0.66	0.63

Quick Blow(F) Ceramic

multicomp

MCF04C Series

- Complies with **IEC 127, DIN41660** and **BS4265**
- **UL** Recognised

Voltage rating	250V Breaking capacity 1500A @ 250V
Mftrs. List No.	MCF04C + Rating

FUS287/204484

Order Multiple=10		Price Each				
Current Rating	Order Code	10+	100+	500+	1K+	3K+
100mA	112-3145●	0.360	0.320	0.310	0.300	0.290
125mA	112-3147●	0.290	0.260	0.250	0.240	0.220
200mA	112-3150●	0.360	0.320	0.310	0.300	0.290
250mA	112-3151●	0.360	0.320	0.310	0.300	0.290
500mA	112-3158●	0.570	0.500	0.490	0.470	0.450
800mA	112-3162●	0.570	0.500	0.490	0.470	0.450
1A	112-3148	0.105	0.094	0.089	0.084	0.078
1.25A	112-3143●	0.098	0.088	0.082	0.080	0.075
2A	112-3152●	0.180	0.163	0.154	0.143	0.135
2.5A	112-3149●	0.192	0.173	0.165	0.160	0.149
3.15A	112-3153●	0.185	0.166	0.155	0.149	0.138
4A	112-3157●	0.180	0.163	0.154	0.148	0.135
5A	112-3159●	0.180	0.163	0.154	0.148	0.135
6.3A	112-3160●	0.190	0.171	0.163	0.158	0.147
8A	112-3163●	0.230	0.210	0.197	0.191	0.178
10A	112-3146●	0.230	0.210	0.197	0.191	0.178

Quick Blow (F) Ceramic

Littelfuse

20 x 5mm Fuses - 216P Series

- Designed to International (IEC) Standards for global use
- Meets the IEC 60127-2, Sheet 1 specification for Fast Acting Fuses

- High breaking capacity
- Improved I^2t
- **CSA**, **METI**, **CCC**, **K-Mark**, **Semko** and **VDE** Approvals
- **UL** Recognised

Voltage rating (Vn)	250V ac
Interrupting Rating - 50mA to 8A	1500A @ 250V ac, PF = 0.7 to 0.8
Interrupting Rating - 16A	750A @ 250V ac, PF = 1.0
Operating Temperature	-55 to 125°C

Manufacturers Part Number = 216. followed by Value and then P

467707

Order Multiple=10		Price Each			
Rating	Order Code	10+	100+	500+	1K+
50mA	135-4524●	0.790	0.690	0.670	0.640
63mA	135-4525●	0.480	0.380	0.370	0.360
80mA	135-4526●	0.480	0.380	0.370	0.360
100mA	135-4527●	0.380	0.320	0.310	0.300
200mA	135-4532●	0.380	0.320	0.310	0.300
250mA	135-4533●	0.380	0.320	0.310	0.300
400mA	135-4535●	0.380	0.320	0.310	0.300
500mA	135-4536●	0.380	0.320	0.310	0.300
800mA	135-4538●	0.380	0.320	0.310	0.300
1A	135-4539●	0.194	0.160	0.148	0.137
1.6A	135-4542●	0.194	0.160	0.148	0.137
2A	135-4543●	0.194	0.160	0.148	0.137
2.5A	135-4544●	0.194	0.160	0.148	0.137
3.15A	135-4545●	0.194	0.160	0.148	0.137
4A	135-4546●	0.194	0.160	0.148	0.137
5A	135-4547●	0.194	0.160	0.148	0.137
6.3A	135-4548●	0.194	0.160	0.148	0.137
8A	135-4549●	0.194	0.160	0.148	0.137
16A	135-4551●	0.194	0.160	0.148	0.137

5x20mm Fuseholders from page 328

Quick Blow (F) HRC Ceramic

Bussmann

20 x 5mm Fuses S501 Series

- Complies with **IEC127:Standard Sheet I**
- Approved to **SEMKO** (500mA to 5A)

Voltage rating (Vn)	250V ac
Breaking capacity	1500A @ Vn, Cos ∅ = 0.7 to 0.8
Mftrs. List No.	S501 - Value

204522

RL Re-reeling available

Farnell

Order Multiple=10		Price Each			
Rating	Order Code	10+	100+	500+	1K+
50mA	NEW 161-5141●	0.830	0.720	0.690	0.670
63mA	NEW 161-5143●	0.830	0.720	0.690	0.670
80mA	NEW 161-5144●	0.830	0.720	0.690	0.670
100mA	112-3097●	0.320	0.290	0.270	0.260
125mA	NEW 161-5145●	0.450	0.410	0.390	0.370
160mA	NEW 161-5146●	0.450	0.410	0.390	0.370
200mA	NEW 161-5147●	0.450	0.410	0.390	0.370
250mA	112-3101●	0.370	0.330	0.320	0.310
315mA	NEW 161-5148●	0.410	0.360	0.350	0.340
400mA	NEW 161-5149●	0.410	0.360	0.350	0.340
500mA	112-3106●	0.470	0.420	0.410	0.390
800mA	112-3110●	0.470	0.420	0.410	0.390
1A	112-3100	0.192	0.180	0.167	0.160
1.25A	NEW 161-5150●	0.210	0.200	0.187	0.179
1.6A	NEW 161-5151●	0.210	0.200	0.187	0.179
2A	112-3102●	0.163	0.147	0.140	0.133
2.5A	NEW 161-5152●	0.184	0.166	0.158	0.151
3.15A	112-3103●	0.163	0.147	0.140	0.133
4A	112-3104●	0.163	0.147	0.140	0.133
5A	112-3107●	0.164	0.151	0.143	0.135
6.3A	112-3108●	0.164	0.151	0.143	0.135
8A	112-3111●	0.170	0.155	0.144	0.137
10A	112-3098●	0.163	0.146	0.139	0.132

Type SP 5 x 20mm

Quick Acting (F)

SCHURTER ELECTRONIC COMPONENTS

- IEC standard fuse
- High breaking capacity
- Ceramic tube
- **VDE** Approved, **UL** Recognised

Voltage rating 250V ac
Ambient temperature -55 to 125°C

Breaking capacity (IEC) - 0.1A to 10A 1500A @ 250V ac
Breaking capacity (IEC) - 12.5A and 16A 1000A @ 250V ac

Mftrs.List No.	Order Code	Mftrs.List No.	Order Code	Mftrs.List No.	Order Code
0001.1001	136-0825	0001.1008	136-0833	0001.1013	136-0841
0001.1004	136-0829	0001.1009	136-0835	0001.1014	136-0842
0001.1005	136-0830	0001.1010	136-0836	0001.1015	136-0843
0001.1006	136-0831	0001.1011	136-0837	0001.1016	136-0844
0001.1007	136-0832	0001.1012	136-0839		

472686

Order Multiple=10		Price Each				
Rating	Order Code	10+	100+	500+	1K+	3K+
0.5A	136-0825●	0.430	0.340	0.290	0.270	0.250
1A	136-0829●	0.188	0.151	0.140	0.129	0.110
1.25A	136-0830●	0.188	0.151	0.140	0.129	0.110
1.6A	136-0831●	0.188	0.151	0.140	0.129	0.110
2A	136-0832●	0.188	0.151	0.140	0.129	0.110
2.5A	136-0833●	0.188	0.151	0.140	0.129	0.110
3.15A	136-0835●	0.188	0.151	0.140	0.129	0.110
4A	136-0836●	0.188	0.151	0.140	0.129	0.110
5A	136-0837●	0.188	0.151	0.140	0.129	0.110
6.3A	136-0839●	0.188	0.151	0.140	0.129	0.110
8A	136-0841●	0.188	0.151	0.140	0.129	0.110
10A	136-0842●	0.188	0.151	0.140	0.129	0.110
12.5A	136-0843●	0.188	0.151	0.140	0.129	0.110
16A	136-0844●	0.188	0.151	0.140	0.129	0.110

Quick Blow (F) Glass

20 x 5mm Fuses MCF05G

multicomp

- Complies with **IEC127** Part 2 Sheet II, **DIN41661** and **BS4265**
- **UL** Recognised

Mftrs. List No. MCF05G + Rating

Voltage rating (Vn) 250V ac
Breaking capacity 100mA to 31.5A = 35A @ 250V, 4A to 10A = 10 X In @ 250V

204485

Order Multiple=10		Price Each				
Current Rating	Order Code	10+	100+	500+	1K+	3K+
100mA	112-3167●	0.510	0.470	0.460	0.450	0.420
125mA	112-3169●	0.510	0.470	0.460	0.450	0.420
160mA	112-3170●	0.290	0.280	0.270	0.260	0.250
200mA	112-3173●	0.390	0.360	0.350	0.340	0.320
250mA	112-3174●	0.390	0.360	0.350	0.340	0.320
315mA	112-3177●	0.390	0.360	0.350	0.340	0.320
400mA	112-3179●	0.083	0.075	0.068	0.062	0.048
500mA	112-3182●	0.152	0.141	0.125	0.114	0.086
630mA	112-3185●	0.152	0.141	0.125	0.114	0.086
800mA	112-3186●	0.083	0.075	0.068	0.062	0.048
1A	112-3171●	0.106	0.098	0.086	0.079	0.060
1.25A	112-3164●	0.106	0.098	0.086	0.079	0.060
1.6A	112-3165●	0.106	0.098	0.086	0.079	0.060
2A	112-3175●	0.106	0.098	0.086	0.079	0.060
2.5A	112-3172●	0.106	0.098	0.086	0.079	0.060
3.15A	112-3176●	0.106	0.098	0.086	0.079	0.060
4A	112-3181●	0.106	0.098	0.086	0.079	0.060
5A	112-3183●	0.106	0.098	0.086	0.079	0.060
6.3A	112-3184●	0.106	0.098	0.086	0.079	0.060
8A	112-3187●	0.106	0.098	0.086	0.079	0.060
10A	112-3168●	0.106	0.098	0.086	0.079	0.060

Quick Blow (F) Glass

20 x 5mm Fuses - 217P Series

Littelfuse

- Designed to International (IEC) Standards for global use
- Meets the IEC 60127-2, Sheet 1 specification for Fast Acting Fuses
- High breaking capacity
- Improved I^2t
- **CSA**, **METI**, **CCC**, **K-Mark**, **Semko** and **VDE** Approvals
- **UL** Recognised

Voltage rating (Vn) 250V ac
Interrupting Rating 35A @ 250V ac
or 10 x rated current (whichever is greater) to a max. of 100A
Operating Temperature -55 to 125°C

Manufacturers Part Number = 217. followed by Value and then P

467733

Order Multiple=10		Price Each			
Rating	Order Code	10+	100+	500+	1K+
50mA	135-4555●	0.490	0.460	0.430	0.410
63mA	135-4556●	0.430	0.370	0.350	0.340
80mA	135-4557●	0.430	0.370	0.350	0.340
100mA	135-4558●	0.430	0.370	0.350	0.340
160mA	135-4560●	0.430	0.370	0.350	0.340
200mA	135-4561●	0.430	0.370	0.350	0.340
250mA	135-4562●	0.430	0.370	0.350	0.340
315mA	135-4563●	0.430	0.370	0.350	0.340
400mA	135-4564●	0.114	0.104	0.103	0.092
500mA	135-4567●	0.114	0.104	0.103	0.092
630mA	135-4568●	0.114	0.104	0.103	0.092
800mA	135-4569●	0.114	0.104	0.103	0.092
1A	135-4570●	0.114	0.104	0.103	0.092
1.25A	135-4571●	0.114	0.104	0.103	0.092
1.6A	135-4572●	0.114	0.104	0.103	0.092
2A	135-4573●	0.114	0.104	0.103	0.092
2.5A	135-4574●	0.114	0.104	0.103	0.092
3.15A	135-4575●	0.114	0.104	0.103	0.092
4A	135-4576●	0.114	0.104	0.103	0.092
5A	135-4578●	0.114	0.104	0.103	0.092
6.3A	135-4579●	0.114	0.104	0.103	0.092
10A	135-4580●	0.114	0.104	0.103	0.092
15A	135-4581●	0.114	0.104	0.103	0.092

Quick Blow (F) Glass

20 x 5mm Fuses S500 Series*

Bussmann

- Complies with **IEC127,BS4265, StandardSheet II**
- Approved to **SEMKO,BSI, VDE, IMQ**
- **UL** recognised* except 8A and 10A which are not approved

Voltage rating (Vn) 250V ac
Breaking capacity 35A@ Vn

Mftrs. List No.
50mA to 6.3A S500 + Rating,
8A, 10A* TDC641 + Rating

204592

		Price Each			
Rating	Order Code	10+	100+	500+	1K+
32mA	NEW 161-5153●	0.880	0.770	0.670	0.570
40mA	NEW 161-5155●	0.880	0.770	0.670	0.570
50mA	112-3089●	0.390	0.360	0.340	0.310
63mA	112-3093●	0.290	0.270	0.250	0.230
80mA	112-3095●	0.380	0.350	0.320	0.310
100mA	112-3074●	0.270	0.250	0.240	0.220
125mA	112-3077●	0.270	0.250	0.220	0.200
160mA	112-3078●	0.250	0.240	0.220	0.210
200mA	112-3081●	0.116	0.105	0.099	0.093
250mA	112-3082●	0.106	0.095	0.089	0.084
315mA	112-3085●	0.097	0.086	0.080	0.074
400mA	112-3086●	0.116	0.110	0.100	0.093
500mA	112-3088●	0.089	0.080	0.074	0.068
630mA	112-3092●	0.106	0.101	0.087	0.079
800mA	112-3094●	0.082	0.071	0.068	0.064
1A	112-3079●	0.082	0.073	0.068	0.064
1.25A	112-3072●	0.082	0.071	0.068	0.064
1.6A	112-3073●	0.082	0.072	0.068	0.064
2A	112-3083●	0.082	0.073	0.068	0.064
2.5A	112-3080●	0.082	0.071	0.068	0.064
3.15A	112-3084●	0.082	0.072	0.068	0.064
4A	NEW 161-5156●	0.093	0.081	0.078	0.075
5A	112-3090●	0.082	0.072	0.069	0.064
6.3A	112-3091●	0.082	0.072	0.069	0.064
8A	112-3096●	0.084	0.079	0.070	0.067
10A	112-3076●	0.086	0.078	0.074	0.070

Type FSF 5 x 20mm

Quick Acting (F)

SCHURTER ELECTRONIC COMPONENTS

- IEC standard fuse
- Low breaking capacity
- Glass tube
- **VDE** Approved, **UL** Recognised

Voltage rating 250V ac
Ambient temperature -55 to 125°C

Breaking capacity - 0.1A to 3.15A 35A @ 250V ac
Breaking capacity - 4A to 10A 10 x I_n @ 250V ac

Mftrs.List No.	Order Code	Mftrs.List No.	Order Code	Mftrs.List No.	Order Code
0034.1506	136-0771	0034.1507	136-0773	0034.1509	136-0776
0034.1506	136-0771	0034.1508	136-0774	0034.1510	136-0778

RL Re-reeling available

Farnell

20 x 5mm Fuses - continued

Type FSF 5 x 20mm - continued

Quick Acting (F) - continued

Mftrs.List No.	Order Code	Mftrs.List No.	Order Code	Mftrs.List No.	Order Code
0034.1511	136-0779	0034.1517	136-0786	0034.1522	136-0791
0034.1512	136-0780	0034.1518	136-0787	0034.1523	136-0792
0034.1513	136-0781	0034.1519	136-0788	0034.1524	136-0793
0034.1514	136-0782	0034.1520	136-0789	0034.1525	136-0794
0034.1515	136-0783	0034.1521	136-0790	0034.1526	136-0795
0034.1516	136-0785				

472612

Order Multiple=10

Rating	Order Code	Price Each 10+	100+	500+	1K+	3K+
0.1A	136-0771●	0.114	0.104	0.098	0.091	0.084
0.125A	136-0773●	0.114	0.104	0.098	0.091	0.084
0.16A	136-0774●	0.114	0.104	0.098	0.091	0.084
0.2A	136-0776●	0.114	0.104	0.098	0.091	0.084
0.25A	136-0778●	0.114	0.104	0.098	0.091	0.084
0.315A	136-0779●	0.114	0.104	0.098	0.091	0.084
0.4A	136-0780●	0.114	0.104	0.098	0.091	0.084
0.5A	136-0781●	0.114	0.104	0.098	0.091	0.084
0.63A	136-0782●	0.114	0.104	0.098	0.091	0.084
0.8A	136-0783●	0.114	0.104	0.098	0.091	0.084
1A	136-0785●	0.114	0.104	0.098	0.091	0.084
1.25A	136-0786●	0.114	0.104	0.098	0.091	0.084
1.6A	136-0787●	0.114	0.104	0.098	0.091	0.084
2A	136-0788●	0.114	0.104	0.098	0.091	0.084
2.5A	136-0789●	0.114	0.104	0.098	0.091	0.084
3.15A	136-0790●	0.114	0.104	0.098	0.091	0.084
4A	136-0791●	0.114	0.104	0.098	0.091	0.084
5A	136-0792●	0.114	0.104	0.098	0.091	0.084
6.3A	136-0793●	0.167	0.149	0.139	0.130	0.117
8A	136-0794●	0.167	0.149	0.139	0.130	0.117
10A	136-0795●	0.167	0.149	0.139	0.130	0.117

Medium Blow (M) Glass/Ceramic

Littelfuse

20 x 5mm Fuses - 234 Series

- Designed to UL/CSA/ANCE 248 Standard
- **METI**, **CSA**, **K-Mark**, and **CE** Approvals
- **UL** Recognised

Voltage rating (Vn)	250V ac
Interrupting Rating - 1A	35A @ 250V ac, PF = 0.7 to 0.8
Interrupting Rating - 1.25A to 3.5A	100A @ 250V ac, PF = 0.7 to 0.8
Interrupting Rating - 4A to 10 A	200A @ 250V ac, PF = 0.7 to 0.8
Operating Temperature	-55 to 125°C

Manufacturers Part Number = 234. followed by Value

467758

Order Multiple=10

Rating	Order Code	Price Each 10+	100+	500+	1K+
Glass Body					
1A	135-4582●	0.126	0.114	0.105	0.104
1.25A	135-4583●	0.126	0.114	0.105	0.104
1.6A	135-4584●	0.126	0.114	0.105	0.104
2A	135-4585●	0.126	0.114	0.105	0.104
2.5A	135-4586●	0.126	0.114	0.105	0.104
3A	135-4587●	0.126	0.114	0.105	0.104
3.15A	135-4588●	0.126	0.114	0.105	0.104
3.5A	135-4591●	0.126	0.114	0.105	0.104
Ceramic Body					
4A	135-4592●	0.126	0.114	0.105	0.104
5A	135-4593●	0.126	0.114	0.105	0.104
6A	135-4594●	0.126	0.114	0.105	0.104
6.3A	135-4595●	0.126	0.114	0.105	0.104
8A	135-4596●	0.126	0.114	0.105	0.104
10A	135-4597●	0.126	0.114	0.105	0.104

Medium Blow (M) Glass

Bussmann

TDC 210 Series

- Conforms to **DIN 41.75 T2**

Voltage rating	250V ac	Breaking capacity @ 250V	1A = 80A
Construction	1A - Glass tube 1.6A and above - glass tube with extinguishing agent		1.6A to 6.3A = 1000A 8A to 10A = 300A

Mftrs. List No. 210 + Rating

FUS312/204511

Order Multiple=10

Rating	Order Code	Price Each 10+	50+	250+	1K+
1A	120-2374●	0.109	0.102	0.086	0.071
1.6A	120-2375●	0.109	0.102	0.086	0.071
2A	120-2377●	0.109	0.102	0.086	0.071
2.5A	120-2378●	0.109	0.102	0.086	0.071
3.15A	120-2379●	0.109	0.102	0.086	0.071
4A	120-2380●	0.109	0.102	0.086	0.071
5A	120-2381●	0.109	0.102	0.086	0.071
6.3A	120-2382●	0.109	0.102	0.086	0.071
8A	120-2384●	0.109	0.099	0.085	0.075
10A	120-2383●	0.109	0.099	0.085	0.075

Antisurge (T) HRC Ceramic

multicomp

20 x 5mm Fuses MCF03C Series

- Complies with **IEC127, DIN41662** and **BS4265**
- **UL** Recognised

Voltage rating 250V Breaking capacity 1500A @ 250V

Mftrs. List No. MCF03C + Rating

204487

Order Multiple=10

Current Rating	Order Code	Price Each 10+	100+	500+	1K+	3K+
500mA	112-3136●	0.420	0.390	0.370	0.350	0.310
800mA	112-3140●	0.420	0.390	0.370	0.350	0.310
1A	112-3131●	0.220	0.200	0.187	0.179	0.160
1.25A	112-3126●	0.220	0.200	0.187	0.179	0.160
1.6A	112-3127●	0.220	0.200	0.187	0.179	0.160
2A	112-3133●	0.220	0.200	0.187	0.179	0.160
2.5A	112-3132●	0.220	0.200	0.187	0.179	0.160
3.15A	112-3134●	0.220	0.200	0.187	0.179	0.160
4A	112-3135●	0.240	0.230	0.210	0.200	0.181
5A	112-3137●	0.240	0.230	0.210	0.200	0.181
6.3A	112-3138●	0.290	0.270	0.250	0.240	0.220
8A	112-3141●	0.290	0.270	0.250	0.240	0.220
10A	112-3128●	0.290	0.270	0.250	0.240	0.220

Time Lag (T) Ceramic

Littelfuse

20 x 5mm Fuses - 215P Series

- Designed to International (IEC) Standards for global use
- Meets the IEC 60127-2, Sheet 5 specification for Time Lag Fuses
- High breaking capacity
- Improved I^2t
- **CSA**, **METI**, **CCC**, **K-Mark**, **Semko** and **VDE** Approvals
- **UL** Recognised

Voltage rating (Vn)	250V ac
Interrupting Rating	1500A @ 250V ac, PF = 0.7 to 0.8
Operating Temperature	-55 to 125°C

Manufacturers Part Number = 215. followed by Value and then P

467775

Order Multiple=10

Rating	Order Code	Price Each 10+	100+	500+	1K+
200mA	135-4598●	0.250	0.220	0.171	0.150
250mA	135-4599●	0.250	0.220	0.171	0.150
315mA	135-4600●	0.250	0.220	0.171	0.150
400mA	135-4601●	0.250	0.220	0.171	0.150
500mA	135-4602●	0.250	0.220	0.171	0.150
630mA	135-4603●	0.250	0.220	0.171	0.150
800mA	135-4604●	0.250	0.220	0.171	0.150
1A	135-4605●	0.250	0.220	0.171	0.150
1.25A	135-4606●	0.250	0.220	0.171	0.150
1.6A	135-4608●	0.250	0.220	0.171	0.150
2A	135-4609●	0.250	0.220	0.171	0.150
2.5A	135-4610●	0.250	0.220	0.171	0.150
3.15A	135-4611●	0.250	0.220	0.171	0.150
4A	135-4613●	0.250	0.220	0.171	0.150
5A	135-4614●	0.250	0.220	0.171	0.150
6.3A	135-4615●	0.250	0.220	0.171	0.150
8A	135-4616●	0.250	0.220	0.171	0.150
10A	135-4617●	0.250	0.220	0.171	0.150
12A	135-4618●	0.250	0.220	0.171	0.150

Antisurge(T) HRC Ceramic

Bussmann

S505 Series

- Complies with **IEC127, Standard Sheet V**
- Approved to **VDE** (2A to 5A), **SEMKO** (1.6A to 4A)

Voltage rating (Vn) 250V ac
Breaking capacity 1500A @ Vn

Mftrs. List No.Single: S505 + Rating

204611

Order Multiple=10

Rating	Order Code	Price Each 10+	100+	500+	1K+
500mA	112-3121●	0.310	0.290	0.280	0.270
800mA	112-3124●	0.220	0.210	0.200	0.199
1A	112-3115●	0.184	0.165	0.158	0.146
1.25A	112-3112●	0.144	0.130	0.122	0.118
1.6A	112-3113●	0.183	0.164	0.154	0.150
2A	112-3118●	0.184	0.166	0.158	0.146
2.5A	112-3116●	0.184	0.165	0.158	0.146
3.15A	112-3119●	0.184	0.166	0.158	0.146
4A	112-3120●	0.184	0.165	0.158	0.146
5A	112-3122●	0.184	0.165	0.158	0.146
6.3A	112-3123●	0.184	0.165	0.158	0.146
8A	112-3125●	0.184	0.165	0.158	0.146
10A	112-3114●	0.184	0.165	0.158	0.146

Over 480,000 products online QGO

RL Re-reeling available

Farnell

Type SPT 5 x 20mm

Time Lag (T)

SCHURTER ELECTRONIC COMPONENTS

- IEC standard fuse
- High breaking capacity
- Ceramic tube
- **VDE** Approved (1A to 10A)
- **UL** Recognised

Voltage rating 250V ac Breaking capacity (IEC) - 0.5A to 6.3A 1500A @ 250V ac
Ambient temperature -55 to 125°C Breaking capacity (IEC) - 8A and 10A 1000A @ 250V ac

Mftrs.List No.	Order Code	Mftrs.List No.	Order Code	Mftrs.List No.	Order Code
0001.2501	136-0845	0001.2506	136-0850	0001.2511	136-0859
0001.2502	136-0846	0001.2507	136-0852	0001.2512	136-0860
0001.2503	136-0847	0001.2508	136-0854	0001.2513	136-0861
0001.2504	136-0848	0001.2509	136-0855	0001.2514	136-0862
0001.2505	136-0849	0001.2510	136-0857		

472708

Order Multiple=10 — Price Each

Rating	Order Code	10+	100+	500+	1K+	3K+
0.5A	136-0845●	0.520	0.470	0.420	0.380	0.350
0.63A	136-0846●	0.520	0.470	0.420	0.380	0.350
0.8A	136-0847●	0.520	0.470	0.420	0.380	0.350
1A	136-0848●	0.240	0.200	0.170	0.141	0.134
1.25A	136-0849●	0.240	0.200	0.170	0.141	0.134
1.6A	136-0850●	0.240	0.200	0.170	0.141	0.134
2A	136-0852●	0.240	0.200	0.170	0.141	0.134
2.5A	136-0854●	0.240	0.200	0.170	0.141	0.134
3.15A	136-0855●	0.240	0.200	0.170	0.141	0.134
4A	136-0857●	0.240	0.200	0.170	0.141	0.134
5A	136-0859●	0.240	0.200	0.170	0.141	0.134
6.3A	136-0860●	0.240	0.200	0.170	0.141	0.134
8A	136-0861●	0.240	0.200	0.170	0.141	0.134
10A	136-0862●	0.240	0.200	0.170	0.141	0.134

Antisurge (T) Glass

20 x 5mm Fuses MCF06G Series

multicomp

- Complies with **IEC127, DIN41662** and **BS4265**
- **UL** Recognised

Mftrs. List No. MCF06G + rating

Voltage rating 250V
Breaking capacity 32MA to 3.15A,35A @ 250V, 4A to 6.3A 10 x IN @250V

204488

Order Multiple=10 — Price Each

Current Rating	Order Code	10+	100+	500+	1K+	3K+
32mA	112-3202●	1.330	1.220	1.090	0.870	0.820
40mA	112-3204●	1.330	1.220	1.090	0.870	0.820
50mA	112-3207●	0.830	0.760	0.680	0.550	0.510
63mA	112-3213●	0.830	0.760	0.680	0.550	0.510
80mA	112-3215●	0.430	0.400	0.330	0.270	0.250
100mA	112-3190●	0.830	0.760	0.680	0.550	0.510
125mA	112-3193●	0.280	0.250	0.220	0.172	0.164
160mA	112-3194●	0.350	0.320	0.280	0.220	0.210
200mA	112-3197●	0.320	0.290	0.260	0.194	0.183
250mA	112-3198●	0.220	0.197	0.176	0.135	0.125
315mA	112-3201●	0.179	0.160	0.143	0.108	0.102
400mA	112-3203●	0.095	0.086	0.077	0.059	0.055
500mA	112-3206●	0.112	0.100	0.089	0.068	0.064
630mA	112-3212●	0.106	0.095	0.085	0.064	0.060
800mA	112-3214●	0.112	0.100	0.089	0.068	0.064
1A	112-3195●	0.138	0.123	0.110	0.084	0.078
1.25A	112-3188●	0.120	0.107	0.095	0.072	0.068
1.6A	112-3189●	0.120	0.107	0.095	0.072	0.068
2A	112-3199●	0.120	0.107	0.095	0.072	0.068
2.5A	112-3196●	0.106	0.095	0.085	0.064	0.060
3.15A	112-3200●	0.106	0.095	0.085	0.064	0.060
4A	112-3205●	0.120	0.109	0.097	0.072	0.067
5A	112-3209●	0.135	0.123	0.110	0.084	0.077
6.3A	112-3211●	0.154	0.140	0.125	0.096	0.088
10A	112-3192●	0.154	0.140	0.125	0.096	0.088

FOR MORE INFORMATION & CHOICE
Product Search
TR5 Fuse
GO
RoHS Compliant Items Only | Advanced Search

Antisurge (T) Glass

Enhanced Breaking Capacity

Littelfuse

Designed to meet the new **IEC 127 Part 2, sheet 6** requirements for enhanced breaking capacity glass fuses. A cost effective alternative to ceramic fuses in applications that require a fuse with a breaking capacity of 150A

Voltage rating 250V ac Breaking capacity 150A @ 250V ac
Mftrs. List No. 219 + Rating

FUS268X/204463

Order Multiple=10 — Price Each

Rating	Order Code	10+	100+	500+	1K+
1A	992-2458●	0.126	0.114	0.103	0.091
1.25A	992-2466●	0.126	0.114	0.103	0.091
1.6A	992-2474●	0.126	0.114	0.103	0.091
2A	992-2482●	0.126	0.114	0.103	0.091
2.5A	992-2490●	0.126	0.114	0.103	0.091
3.15A	992-2504●	0.126	0.114	0.103	0.091
4A	992-2512●	0.126	0.114	0.103	0.091
5A	992-2520●	0.126	0.114	0.103	0.091
6.3A	992-2539●	0.126	0.114	0.103	0.091

Time Lag (Slo-Blo) - Glass

5 x 20mm, 218P Series

Littelfuse

- Designed to international (IEC) standards
- Meets IEC 60127-2, sheet 3 specification for Time Lag Fuses
- Voltage rating 250V ac
- Interrupting rating 1500A @ 250V ac, unity power factor
- **CCC**, **CSA**, **SEMKO**, **BSI** Approved, **UL** Recognised

Mftrs. List No. = 218P + Rating

446659

Order Multiple=10 — Price Each

Rating (I_R)	Order Code	10+	100+	500+	1K+
80mA	127-1650●	0.160	0.148	0.137	0.126
100mA	127-1681●	0.171	0.160	0.148	0.137
250mA	127-1685●	0.137	0.126	0.115	0.114
315mA	127-1688●	0.093	0.086	0.078	0.067
400mA	127-1629●	0.091	0.080	0.069	0.058
500mA	127-1689●	0.093	0.086	0.078	0.067
630mA	127-1630●	0.103	0.091	0.080	0.069
800mA	127-1631●	0.091	0.080	0.070	0.069
1A	127-1682●	0.091	0.081	0.080	0.070
1.25A	127-1679●	0.103	0.092	0.091	0.080
1.6A	127-1680●	0.103	0.092	0.091	0.080
2A	127-1686●	0.091	0.081	0.080	0.069
2.5A	127-1683●	0.126	0.114	0.103	0.091
3.15A	127-1687●	0.091	0.081	0.080	0.069
4A	127-1632●	0.093	0.086	0.078	0.067
5A	127-1690●	0.091	0.081	0.080	0.069
6.3A	127-1633●	0.210	0.183	0.160	0.137
10A	127-1634●	0.093	0.086	0.078	0.067

Antisurge (T) Glass - Spiral Element

213 Series

Littelfuse

- Complies with **IEC 60127-2**, Sheet 3 and **BSI KM41462**
- Approved to **VDE, SEMKO, CCC, PSE** and **BSI**
- **UL** Recognised

Voltage rating (Vn): 250Vac
Breaking Capacity: 250mA to 3.15A, 35A @ Vn, 40A @ Vn

Mftrs. List No.: 213 + Rating

204439

Order Multiple=10 — Price Each

Rating	Order Code	10+	100+	500+	1K+
250mA	992-2210●	0.148	0.137	0.126	0.103
315mA	992-2229●	0.148	0.137	0.126	0.103
500mA	992-2237●	0.148	0.137	0.126	0.103
1A	992-2245●	0.148	0.137	0.126	0.103
1.25A	992-2253●	0.148	0.137	0.126	0.103
1.6A	992-2261●	0.148	0.137	0.126	0.103
2A	992-2270●	0.148	0.137	0.126	0.103
2.5A	992-2288●	0.148	0.137	0.126	0.103
3.15A	992-2296●	0.148	0.137	0.126	0.103
4A	992-2300●	0.148	0.137	0.126	0.103

Antisurge (T) Glass - Plated Wire

20 x 5mm Fuses S506 Series

Bussmann

- Complies with **IEC127, BS4265, Standard Sheet III**
- Approved to **VDE, BSI, SEMKO** (not 5A) and **IMQ** (1A to 6.3A)

Voltage rating (Vn) 250V ac Mftrs. List No. S506 + Rating
Breaking capacity 35A @ Vn

204379

Order Multiple=10 — Price Each

Rating	Order Code	10+	100+	500+	1K+
32mA	NEW 161-5157●	0.880	0.770	0.670	0.570
40mA	NEW 161-5158●	0.880	0.770	0.670	0.570
50mA	124-1958●	0.192	0.179	0.166	0.153
63mA	124-1959●	0.192	0.179	0.166	0.153
80mA	124-1960●	0.149	0.138	0.126	0.113
100mA	124-1961●	0.153	0.139	0.133	0.126
125mA	124-1962●	0.210	0.197	0.183	0.161
160mA	124-1963●	0.210	0.197	0.183	0.161
200mA	124-1964●	0.210	0.197	0.183	0.161
250mA	124-1966●	0.133	0.119	0.115	0.109
315mA	124-1967●	0.133	0.119	0.115	0.109
400mA	124-1968●	0.192	0.180	0.167	0.147
500mA	112-3239●	0.156	0.144	0.134	0.124
630mA	112-3240●	0.156	0.144	0.134	0.124
800mA	124-1969●	0.156	0.146	0.136	0.120
1A	112-3241●	0.155	0.140	0.134	0.127
1.25A	112-3242●	0.156	0.146	0.136	0.120

20 x 5mm Fuses - continued

Antisurge (T) Glass - Plated Wire - continued

20 x 5mm Fuses S506 Series - continued

Order Multiple=10		Price Each			
Rating	Order Code	10+	100+	500+	1K+
1.6A	112-3243●	0.156	0.144	0.134	0.124
2A	112-3244●	0.167	0.151	0.144	0.134
2.5A	112-3246●	0.136	0.125	0.118	0.111
3.15A	112-3247●	0.133	0.119	0.114	0.108
4A	NEW 161-5159●	0.162	0.151	0.138	0.127
5A	112-3248●	0.177	0.158	0.151	0.141
6.3A	112-3249●	0.169	0.152	0.146	0.139
8A	NEW 161-5160●	0.162	0.151	0.138	0.127
10A	NEW 161-5161●	0.162	0.151	0.138	0.127
12.5A	NEW 161-5162●	0.162	0.151	0.138	0.127

Type FST 5 x 20mm

SCHURTER ELECTRONIC COMPONENTS

Time Lag (T)

- IEC standard fuse
- Low breaking capacity
- Glass tube
- **VDE** Approved, **UL** Recognised

Voltage rating	250V ac	Breaking capacity - 0.1A to 3.15A	35A @ 250V ac
Ambient temperature	-55 to 125°C	Breaking capacity - 4A to 10A	10 x I_n @ 250V ac
Storage temperature	0 to 60°C	Breaking capacity - 12.5A and 16A	125A @ 250V ac

Mftrs.List No.	Order Code	Mftrs.List No.	Order Code	Mftrs.List No.	Order Code
0034.3107	136-0798	0034.3116	136-0809	0034.3123	136-0817
0034.3109	136-0801	0034.3117	136-0810	0034.3124	136-0818
0034.3110	136-0803	0034.3118	136-0811	0034.3125	136-0819
0034.3111	136-0804	0034.3119	136-0812	0034.3126	136-0821
0034.3112	136-0805	0034.3120	136-0813	0034.3127	136-0822
0034.3113	136-0806	0034.3121	136-0815	0034.3128	136-0823
0034.3114	136-0807	0034.3122	136-0816	0034.3129	136-0824
0034.3115	136-0808				

472632

Order Multiple=10		Price Each				
Rating	Order Code	10+	100+	500+	1K+	3K+
0.1A	136-0798●	0.490	0.440	0.400	0.360	0.320
0.16A	136-0801●	0.340	0.310	0.280	0.250	0.220
0.2A	136-0803●	0.300	0.270	0.240	0.210	0.193
0.25A	136-0804●	0.300	0.270	0.240	0.210	0.193
0.315A	136-0805●	0.156	0.144	0.130	0.114	0.105
0.4A	136-0806●	0.146	0.129	0.115	0.102	0.094
0.5A	136-0807●	0.146	0.129	0.115	0.102	0.094
0.63A	136-0808●	0.146	0.129	0.115	0.102	0.094
0.8A	136-0809●	0.146	0.129	0.115	0.102	0.094
1A	136-0810●	0.146	0.129	0.115	0.102	0.094
1.25A	136-0811●	0.146	0.129	0.115	0.102	0.094
1.6A	136-0812●	0.146	0.129	0.115	0.102	0.094
2A	136-0813●	0.146	0.129	0.115	0.102	0.094
2.5A	136-0815●	0.146	0.129	0.115	0.102	0.094
3.15A	136-0816●	0.146	0.129	0.115	0.102	0.094
4A	136-0817●	0.146	0.129	0.115	0.102	0.094
5A	136-0818●	0.146	0.129	0.115	0.102	0.094
6.3A	136-0819●	0.146	0.129	0.115	0.102	0.094
8A	136-0821●	0.177	0.163	0.146	0.131	0.119
10A	136-0822●	0.177	0.163	0.146	0.131	0.119
12.5A	136-0823●	0.198	0.182	0.164	0.145	0.134
16A	136-0824●	0.198	0.182	0.164	0.145	0.134

20 x 5mm Panel Mount Fuseholders

Bayonet Release

multicomp

20 x 5mm Panel Mount

- Moulded in black PBT UL94-V0
- Low profile mounting
- Combined solder / 4.8mm quick connect terminal
- Anti rotation D fixing
- IEC 127-6
- **SEMKO**, **CSA**, **VDE** and **CE** Approved, **UL** Recognised

Length 45.7, Dia (bezel) = 16.0 Single flat = 12.0,
Depth behind panel = 40.2
Panel cut-out = 12.7 dia

Rating	10A @ 250V ac	Contact resistance	≤5mohm
Power dissipation	2.5W	Insulation resistance	≥100Mohm

484522

Order Multiple=5		Price Each				
Mftrs. List No.	Order Code	5+	25+	100+	250+	500+
MCHTC-70M	143-7177●	1.05	0.89	0.78	0.71	0.67

Over 480,000 products online GO

Screw Cap/Finger Release

multicomp

20 x 5mm Panel Mount

- Finger release screw carrier
- Anti-rotation key fixing
- Combined solder / 2.8mm quick connect terminals
- IEC 1427-6
- **SEMKO** & **CE** Approved, **UL** Recognised

L (OA) = 34.2, D = 16, D (Cut-out) = 13, Key = 1.8 x 1mm

Rating	6.3A, 250Vac	Contact resistance	≤5mohm
Power rating	2.5W	Insulation resistance	≥100Mohm

484534

		Price Each				
Mftr. List No.	Order Code	5+	25+	100+	250+	500+
MCHTC-30M	143-7178●	0.81	0.65	0.54	0.48	0.43

Screw Cap/Finger Release

multicomp

20 x 5mm Panel Mount

- Screw driver release, screw carrier
- Anti-rotation D fixing
- Combined solder / 2.8mm quick connect terminals
- IEC 1427-6
- **SEMKO**, **CSA** & **VDE** Approvals. **UL** Recognised

L (OA) = 37.5, D = 16, D (Cut-out) = 12.7,
D (Flat cut-out) = 12mm

Rating	6.3A, 250Vac	Contact resistance	≤5mohm
Power rating	2.5W	Insulation resistance	≥100Mohm

484537

		Price Each				
Mftr. List No.	Order Code	5+	25+	100+	250+	500+
MCHTC-35M	143-7179●	1.00	0.80	0.68	0.59	0.53

Front Mount - Sealed Option

SCHURTER ELECTRONIC COMPONENTS

FPG-1 Series

Body L 41.5 (Finger release 46.5), Dia. Bezel=15, Depth behind panel=34.5
Panel hole dia=13, Panel hole - 1 flat=12.7 x 12, Panel hole - 2 flat=12.7 x 11.7
Panel thickness=6 max

- Available with screwdriver or finger release carriers
- **IP67** sealed option available
- Solder/quick connect terminals
- Bayonet cap carriers
- Compact design
- **UL** recognised, **VDE**, **SEV**, **SEMKO** and **CSA** approved
- Shocksafe category **PC2**

Rating	10A @ 250V - **VDE**, **SEMCO** and **SEV** 16A @ 250V - **UL** and **CSA**	Contact resistance	≤5mΩ @ 20mV
		Operating temp.	-25°C to +85°C
Materials	PBTP thermoplastic **UL94V-O**	Contacts	Copper alloy

Mftrs. List No: 3101.0010 = 113-4122, 3101.0110 = 108-1794
3101.0015 = 113-4123, 3101.0115 = 113-4124

204506

Order Multiple=5		Price Each		
	Order Code	5+	50+	100+
Unsealed (IP40)				
Screwdriver release	113-4122●	1.24	1.14	1.10
Finger release	113-4123●	1.01	0.93	0.85
Sealed (IP67)				
Screwdriver release	108-1794●	1.26	1.17	1.04
Finger release	113-4124●	1.15	1.05	0.95

Rear Mount

SCHURTER ELECTRONIC COMPONENTS

FPG2 Series

L.Overall=41.5 (Finger release 46.5), Dia Bezel=16.1, Depth behind panel=28
Panel hole dia=13, Panel hole - 1 flat=12.7 x 12
Panel hole - 2 flats=12.7 x 11.7, Panel thickness=8 max

- Panel rear mount - allows pre-wiring
- Available with screwdriver or finger release
- Solder/quick connect terminals 4.8 x 0.5
- Compact design
- Bayonet cap carriers
- Shocksafe category PC2
- **UL** recognised, **VDE**, **SEV**, **SEMKO** and **CSA** approved

RL Re-reeling available

Farnell

Rating	10A @ 250V	Contact resistance	≤5mΩ @ 20mV
Materials	PBTP thermoplastic **UL94V-0**	Contacts	Copper alloy
Operating temperature	-40°C to +85°C		

Mftrs. List No:3101.0020= 113-4125,3101.0025= 108-1795

204507

Order Multiple=5	Order Code	Price Each 5+	50+	100+
Screwdriver release	**113-4125●**	0.86	0.80	0.76
Finger release	**108-1795●**	0.97	0.89	0.86

Snap-In-Bayonet Cap

FPG3 Series

SCHURTER ELECTRONIC COMPONENTS

- Screw driver or finger release
- Solder/quick connect terminals 4.8 x 0.5
- Two types for choice of panel thickness
- Schocksafe category **PC2**
- **UL** recognised, **VDE** approved

Length Overall=40 (finger release=45),
Dia Bezel=15
Depth behind panel=34.5, Panel hole dia=13
Panel hole - 1 flat=13 x 12.35,
Panel hole - 2 flats=13 x 11.7

Rating	16A @ 250V - **UL**	Contact resistance	≤5mΩ @ 20mV
		Max power dissipation UL/CSA	2.5W @ 40°C
Materials	PBTP thermoplastic **UL94V-0**	Contacts	Copper alloy
Operating Temp.	-40 to +85°C		

Mftrs. List No: 3101.0030 = 116-2736 3101.0035 = 117-5704,
3101.0031 = 117-5705 3101.0036 = 117-5706

204505

Order Multiple=5	Order Code	Price Each 5+	50+	100+
Panel Thickness 1.0 to 1.8				
Screwdriver release	**116-2736●**	0.75	0.68	0.65
Finger release	**117-5704●**	0.75	0.68	0.65
Panel Thickness 2.0 to 3.0				
Screwdriver release	**117-5705●**	0.76	0.66	0.59
Finger release	**117-5706●**	0.81	0.72	0.64

PCB Through Hole Mount

FPG6 Series

SCHURTER ELECTRONIC COMPONENTS

New

- 5 x 20mm fuseholders
- Solder terminals
- Slot release
- IP 40 and IP 67 versions available
- Meets requirements of IEC 60335-1 Ed.4.0
- **VDE** & **K-Mark** Approved, **UL** Recognised

Body - L = 26.5mm. Panel
Cutout - Dia. = 12.7mm

Power Rating	2.5W / 10A @ 23°C	Shocksafe Category	PC2
Rated Current	10A (VDE), 16A (UL/CSA)	Materials	Black Thermoset - UL 94V-0
Rated Voltage	250V ac	Operating temperature	-40°C to +85°C

522141

Description	Mftrs. List No.	Order Code	Price Each 5+	50+	100+	+	+
IP 40	3101.0060	**163-7557●**	1.43	1.32	1.26	– –	– –
IP 67	3101.0160	**163-7558●**	1.85	1.64	1.49	– –	– –

Bayonet Cap-Panel Mount

Littelfuse

- Bayonet fixings, black **UL94V-0** body and cap, panel mountable.
- Both parts required for complete fuseholder
- Approved to **SEMKO, VDE and CSA**, **UL** Recognised

Body Length 32 Max: Dia 15
Panel Cut-out - 2 Flats 12.7 11.7

Rating	16A @ 250Vac (UL/CSA)	Breakdown voltage	4kV @ 50Hz
Operating temperature	-25°C to +70°C	Admissable fuse power dissipation	4W @ 40°C

Mftrs. List No.	Order Code	Mftrs. List No.	Order Code
820	124-3036	835	124-3037

204472

	Order Code	Price Each 1+	50+	100+	250+	500+
Holder	**124-3036●**	0.54	0.50	0.48	0.46	0.43
Cap	**124-3037●**	0.54	0.50	0.48	0.46	0.43

Help us to help the environment

This catalogue has been printed on paper certified from a sustainable source.

Please recycle after use.

Finger Release/Screw Cap

BULGIN

- Moulded in black glass filled nylon, the knurled cap with slot is easily removed by hand or using a small coin.
- Solder tab terminations.

L (overall)=36.9, Dia (Bezel)=15.9
Depth behind panel=27.8, Panel cut-out=12.9
Panel keyway=2.6 x 1.1, Panel thickness=3.2 max

Rating	6.3A @ 250V ac	Operating temperature	-20°C to +100°C
Breakdown voltage	2.5kV ac @ 50Hz	Mftrs. List No.	FX0296

204532

Order Code	Price Each 1+	100+	250+	500+	1K+
319-351●	1.36	1.21	1.13	1.09	1.05

Screw Cap - Low Profile

Dialight BLP

Moulded in flame retardant polyester which meets the safety requirements of **BS415, IEC257** and is proof against test pin to **BS4042**. The cap with slot is easily removed using a small coin. **SEMKO, VDE, CSA** approved and **UL** Recognised. Solder tab terminations.

L (overall)=34.7, Dia. (bezel)=14.6
Depth behind panel=32.7, Panel cutout=12.9
Panel keyway=1.7 x 1.1, Panel thickness=0.9 to 3.6

Rating	6.3A @ 250V ac	Operating temperature	-55°C to +70°C
Breakdown voltage	≥4kV dc		

Mftrs. List No. L2002

204554

Order Code	Price Each 1+	50+	200+	500+	1K+
319-399●	2.42	2.25	2.11	2.07	1.96

Touchproof® Snap Fit

FX Series, 20 x 5mm

BULGIN

FX 0367/2

FX 0458/2

FX 0369/1

- Designed for 20mm x 5mm Fuses
- Snap Fit into Panel
- Screw & Bayonet Cap release
- Touchproof Category PC2, **IEC127-6**
- Approvals: **VDE, CSA** & **SEMKO**, **UL** Recognised

Rating	16A @ 250V to **UL**	Contact resistance	≤10mohm
		Max power dissipation	2.5W @ 23°C
Materials	Body - Polyester **UL94V-0** rated	Contacts	Copper, Silver plated
	Cap - Nylon **UL94V-0** rated	Terminations	2.8mm x 0.8mm

Panel Size	Shape	Order Code	Panel Size	Shape	Order Code
1.0 to 1.5mm	Round	351-0372	2.0 to 3.0mm	Round	351-0384
1.0 to 1.5mm	Round	351-0414	2.0 to 3.0mm	Round	351-0426
1.0 to 1.5mm	Square	351-0396	2.0 to 3.0mm	Square	351-0402

242084

Mftrs. List No.	Order Code	Price Each 1+	25+	100+	250+
Bayonet Cap					
FX0367/1	**351-0372●**	1.06	1.01	0.95	0.91
FX0367/2	**351-0384●**	1.06	0.82	0.69	0.64
FX0369/1	**351-0396●**	1.06	1.01	0.95	0.91
FX0369/2	**351-0402●**	1.06	0.82	0.69	0.64
Screw Cap					
FX0458/1	**351-0414●**	1.12	0.87	0.72	0.67
FX0458/2	**351-0426●**	1.12	0.87	0.72	0.67

Touchproof® Screw Cap

Panel Mount, IP67

BULGIN

5 x 20mm

Designed for user safety, touchproof category PC2 with polyester moulded body and nylon cap/end bung. The screw cap can be either screwdriver or hand released. Contacts are silver plated brass.
Approved to **CSA, VDE** and **SEMKO**. **UL** Recognised

Mftrs. List No. FX0462=963-0198

Fuse Size	5 x 20mm		16A @ 250V UL & CSA
Terminations	2.8mm x 0.5mm	Max. Power Dissipation	2.5W @ 23°C
Max. Rating:	10A @ 250V	Operating Temperature	-20 to 85°C

468668

Fuse Type	Order Code	Price Each 1+	25+	100+	250+
5 x 20mm	**963-0198●**	1.15	1.04	0.98	0.92

5 x 20 mm Panel Mount Fuseholders - continued

Touchproof® - Screw Cap

High and Low Profile Styles
20 x 5mm Panel Mount

L (overall)=44.1 Dia. (bezel)=15.9
Depth behind panel=41.7
Panel cutout keyway=12.8 dia, 2.4 x 1.15
Panel cutout 'D' type (single flat) 12.0 x 12.8 dia
Panel thickness=8.7 max. Tabs=2.8

L (overall) = 44.1 Dia. (Bezel) = 15.9
Depth behind panel = 31.8
Panel cutout keyway = 12.8 dia, 2.4 x 1.15
Panel cutout 'D' type (single flat) 12.0 x 12.8 dia
Panel thickness=5.6 max Tabs=2.8

- Panel mounting fuseholder with polyester body
- Available in 'D' type or key-way fixing styles
- Approved to **VDE, SEMKO** and **CSA, UL** Recognised
- Designed to conform with **BT172D**

Rating 10A @ 250V ac
Breakdown voltage 7kV ac @ 50Hz
Operating temperature -20°C to +100°C

Mftrs. List No. FX0454 = 248-447, FX0455 = 319-405, FX0454S = 248-459, FX0455S = 319-375

204555

Fixing	Order Code	1+	100+	Price Each 250+	500+	1K+
Low Profile						
D' type	**319-405●**	1.28	1.26	1.13	0.93	0.89
Key-way	**248-447●**	1.28	1.26	1.13	0.93	0.89
High Profile						
D' type	**319-375●**	1.28	1.26	1.13	0.93	0.89
Key-way	**248-459●**	1.28	1.26	1.13	0.93	0.89

Touchproof®/Bayonet Cap - Low Profile

L (overall)=42.1 Dia (bezel)=15.9
Depth behind panel=39.7
Panel cutout (single flat)=12.0 x 12.8 dia.
Panel thickness=8.7 max Tabs=2.8

L (overall=44.1 Bezel=15.91 x 15.91
Depth behind panel=39.7
Panel cutout (single flat)=12.0 x 12.8 dia
Panel thickness=8.7max Tabs=2.8

'D' type panel mounting fuseholders moulded in polyester to **BS3042**. Approved to **SEMKO, CSA, VDE** and conforms to **IEC257**. **UL** Recognised

Rating 10A @ 250V ac
Breakdown voltage 7kV ac @ 50Hz
Operating temperature -20°C to +100°C

Mftrs. List No. FX0357 = 319-417, FX0359 = 319-429,

FOR MATCHING VOLTAGE SELECTOR SWITCH
ORDER CODE 149-288 & 150-362 SEE **SWITCHES** SECTION

204556

Order Code	1+	50+	Price Each 250+	500+	1K+
Round Bezel					
319-417●	1.27	1.25	1.13	0.93	0.89
Square Bezel					
319-429●	1.27	1.25	1.13	0.93	0.89

Insulating Cover

- A black PVC insulating cover for use with 319-375, 319-405, 319-417, 248-459, 248-447 and 319-429.

L=38.1, O/S Dia=13.5

204401

Order Multiple=5 Order Code	5+	100+	Price Each 250+	500+	1K+
152-231●	0.29	0.27	0.26	0.25	0.21

IP66 Sealed - Screwdriver Slot or Finger Release

20 x 5mm Panel Mount

L (overall)=45.3
Dia. (bezel)=17.1
Depth behind panel=27.8
Panel cut-out (single flat) =12.0 x 12.9 dia.
Panel thickness=7.1 max.
Tabs=2.8

L (overall) = 44.5
Dis. (bezel) = 20.6
Depth behind panel = 27.8
Panel cut-out (single flat) = 12.0 x 12.9 dia
Panel thickness = 7.1 max.
Tabs = 2.8

'D' type panel mounting fuseholder to **BS5490**, moulded from glass filled nylon. The **IP66** sealing is retained even with the cap removed since the fuseholder is both panel and barrier sealed.

Warning: Tab positions on fuseholder must not be adjusted.

Rating 6.3A @ 250V ac
Breakdown voltage 3.5kV @ 50Hz
Insulation resistance ≥1000MΩ @ 500V dcMohm
Operating temperature -20°C to +85°C
Insertion resistance ≤10mΩmohm

Mftrs. List No. FX0345 Screwdriver release, FX0365 Finger release

204580

	Order Code	1+	100+	Price Each 250+	500+	1K+
Screwdriver Release	**319-430●**	3.63	3.45	3.29	3.05	2.99
Finger Release	**319-442●**	3.63	3.45	3.29	3.05	2.99

Screw Cap - Low Profile-Snap-in

Anti-rotational, snap-in fixing, moulded in black nylon 66 and **IEC257, VDE, CSA** and **SEMKO** approved, **UL** Recognised. Cap with slot is easily removed using a small coin. Solder tab terminations.

'D' type mounting, Cut out (single flat) 12.0 x 12.8
L (overall)=37 Dia (bezel)=16, Depth behind panel=35
Panel thickness=0.8 to 2.0, Panel keyway=1.8 x 1.2
Panel cutout=12.8

Rating 6.3A @ 250V ac
Operating temperature -55°C to +70°C

Mftrs. List No. TO340RA = 148-827, TO340RD = 147-910,

204575

Order Code	1+	100+	Price Each 250+	500+	1K+
Key-Way Mounting					
148-927●	1.23	1.06	1.03	0.97	0.93
D' Type Mounting					
147-910●	1.14	1.06	0.90	0.73	0.69

Bayonet Cap

L (overall)=45.7
Dia (bezel)=15.0
Dia (body)=12.7
Depth behind panel=40.2
Panel cutout (double flat)=11.7 x 12.7
Panel cutout (single flat)=12 x 12.7
Panel Thickness=9.0 max
Tabs=4.8

- Black thermoplastic construction
- **UL94V-0**
- Approved to **IEC257, VDE, SEMKO** and **CSA, UL** Recognised
- Sealed to **IP40**
- Fuse body and individual carriers are ordered separately to offer choice of 20 x 5mm or 1¼" x ¼" fuses

Rating 16A @ 250V ac UL, CSA
10A @ 250V ac VDE, SEMKO
Operating temperature -25°C to +70°C
Breakdown voltage 4kV @ 50Hz

Mftrs. List No.	Order Code	Mftrs. List No.	Order Code
81100000005	951-6409	81500000005	951-6417
80000000005	951-6395	81600000005	951-6425
800 01	127-1649		

204584

Order Multiple=5 Order Code	5+	50+	Price Each 100+	500+
Fuse Body				
Fuse body, Vertical PCB **951-6409●**	0.92	0.83	0.71	0.50
Fuse body, Panel **951-6395●**	0.92	0.83	0.76	0.54
Fuseholder 6.3 x 32mm **127-1649●**	0.84	0.76	0.70	0.64
Fuse Carrier				
20 x 5 mm Carrier **951-6417●**	0.72	0.65	0.61	0.56
1¼" x ¼" Carrier **951-6425●**	0.77	0.70	0.55	0.41

5 x 20 mm PCB Mount Fuseholders

Finger Release Bayonet Cap

Horizontal and Vertical Styles

- Moulded in black polycarbonate
- Feature a nylon finger release bayonet cap with screwdriver slot
- **CSA, SETI** and **SEMKO** approved, **UL** Recognised

Length (body and cap)=33.1,
Length (body only)=28.1
Diameter=12 with 11.7 flat, Cap diameter=10.0

Rating 6.3A @ 250V ac
Operating temperature 218°C max.

RL Re-reeling available

Mftrs. List No. MCHTC45M (vertical), MCHTC50M (horizontal)

204503

Order Multiple=5		Price Each				
	Order Code	5+	50+	100+	500+	1K+
Horizontal	**149-185●**	0.63	0.57	0.55	0.53	0.48
Vertical	**149-187●**	0.81	0.71	0.61	0.53	0.48

Vertical and Horizontal Mount

EPG4 and FPG5 Series

SCHURTER ELECTRONIC COMPONENTS

Length overall = 32
(Finger release 37)
Height above PCB=12.7
Drilling plan

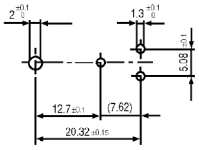

Height overall=37.8 (finger release 42.8)
Height above PCB=32.6 (Finger release 37.6)
Base 12.5 x 12.5, Drilling 4 holes 7.62 x 5.08 x 1.3 dia

- Vertical or horizontal pcb mount
- Available in screw driver or finger release
- Bayonet cap carriers
- Compact design
- Shock safe category **PC2**
- **UL** recognised, **VDE, SEV, SEMKO** and **CSA** approved

Rating 10A @ 250V - **VDE**, **SEMKO** and **SEV**
16A @ 250V - **UL** and **CSA**
Materials PBTP thermoplastic UL94V-0
Operating Temp. -40 to +85°C
Contact resistance ≤5mΩ @ 20mVmohm
Max. power dissipation 2.5W @ 40°
Contacts Copper Alloy

Mftrs. List No. 3101.0040 = 122-2690 3101.0045 = 122-2691
3101.0050 = 122-2692 3101.0055 = 122-2693

204495

Order Multiple=5		Price Each		
	Order Code	5+	50+	100+
Vertical Mount (FPG4)				
Screwdriver release	**122-2690●**	0.83	0.77	0.72
Finger release	**122-2691●**	0.83	0.77	0.72
Horizontal Mount (FPG5)				
Screwdriver release	**122-2692●**	0.83	0.77	0.72
Finger release	**122-2693●**	0.83	0.77	0.72

Vertical Fuse Holder

For 5 x 20 mm fuses

Littelfuse

Holder - H = 27, W = 13, D = 12mm
Cap - H = 18.5, Dia. = 11mm

Vertical mounting fuse holder for printed circuit board mounting with 10 mm grid connections.

Rated Voltage: 250V
Rated Current: 6.3A
Test Voltage: 3000V
IP rating: IP40

381331

Description	Mftrs. List No.	Order Code	Price Each 1+	10+	50+	100+
Fuse holder	598	**127-1670●**	1.65	1.36	1.16	1.04
Cap	585	**127-1668●**	1.00	0.83	0.73	0.62

Touchproof® Bayonet Cap - Horizontal

20 x 5mm PCB Mount

BULGIN

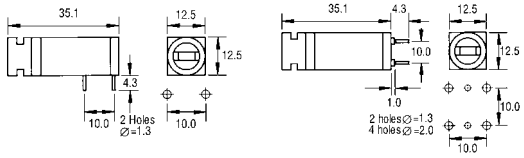

Designed to **BS3042** for user safety with black polyester moulded body and nylon cap/end bung. Contacts are silver plated brass. Approved to **CSA, VDE, SEMKO**, **UL** Recognised and conforms to **IEC257**.

Rating 10A @ 250V ac
Breakdown voltage 4kV @ 50Hz
Operating temperature -20°C to +100°C

Mftrs. List No. FX0457 = 149-920, FX0456 = 149-919

204583

Order Code	Price Each 1+	100+	250+	500+	1K+
Horizontal					
149-920●	1.47	1.43	1.21	1.18	1.16
Vertical					
149-919●	1.47	1.43	1.21	1.18	1.16

Finger Release/Screw Cap - Horizontal

BULGIN

H=13.1
L (overall)=31.7
Dia (bezel)=12.7
Dia (cap)=10.3
Depth behind panel=25
Panel cutout=12.7
Panel thickness=7.1 max

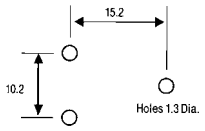

PCB drilling plan

Moulded in a glass filled nylon. The body fixes direct to the PCB whilst the fuse carrier knob protrudes through a circular panel hole.

Rating 6.3A @ 250V ac
Operating temperature -20°C to +100°C
Mftrs. List No. FX0330A

204582

Order Code	Price Each 1+	100+	250+	500+	1K+
149-865●	1.97	1.29	1.05	0.90	0.88

PCB Through Hole Mount

FUP Series

SCHURTER ELECTRONIC COMPONENTS

- High Current Capacity
- Horizontal Style
- Standards - **IEC** 60127-6, **UL** 512 & **CSA** C22.2 no. 39
- **VDE** Approved, **UL** Recognised

H = 19.5, Dia. (Head) 19, D= 54.8mm

Power Rating 4W @ 16A - 23°C
Materials Thermoplastic - IP 40
Operating temperature -40°C to +85°C
Rated Current 16A @ 250V (VDE), 16A (UL/CSA)
Contacts Copper Alloy
Fuse Sizes 20 x 5mm & 32 x 6.3mm

Mftrs. List No: 0031.2510 = 122-1098 0031.2520 = 122-1099

439792

Screwdriver release Fuse Size	Order Code	Price Each 1+	10+	50+
20 x 5mm	**122-1098●**	8.31	7.90	7.49
32 x 6.3mm	**122-1099●**	8.31	7.90	7.49

Fuse Clips

multicomp

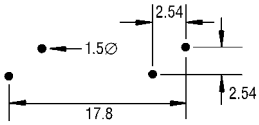

PCB drilling plan

Hot tin dipped, hard brass fuse clips. Each clip has two mounting lugs suitable for 0.1" matrix board use.

Rating 6.3A (dependent on track size of PCB)
Mftrs. List No. HTC210M

204588

200 Per Pack Order Code	Price Per Pack 1+	50+	125+	250+	500+	1K+
926-851●	4.39	3.97	3.63	3.24	3.03	2.87

Type 520/521

5x20 mm

Littelfuse

New

Fuse clips for 5x20 mm fuses, 520 Series with standard pinning - 521 Series with pins offset through 90°.

Pin pitch: 4,8/4,6mm
Pins: 1,3x1,2mm
Material: Copper alloy, tinned
Rated Voltage: 250V
Rated Current: 6.3A

347358

Mftrs. List No.	Order Code	Price Per Pack (100 pcs.) 1+	10+	25+	+
520.	**127-1651●**	6.920	6.170	5.560	– –
521	**127-1652●**	4.616	4.511	4.411	– –

Typ OGD

SCHURTER ELECTRONIC COMPONENTS

- Combined fuse holder - Accepts 5 x 20 or 6.3 x 32mm fuse links
- Impossible to insert two fuse links at the same time
- Insulated walls to reduce the risk of electric shock
- Terminals tin plated for optimized soldering on PCB
- "Kicked" terminal and SMD versions available
- Clip ends prevent axial fuse link movement

Pin layout = 5 x 20mm, hole Ø = 1.4mm
H = 12.7, W = 38, D = 10.9mm

Rated voltage 250V (UL 500V)
Materials: socket Thermoplastic, UL94V-0
Clips Copper-alloy, tin plated
Rated current 10A
Operating temperature -25°C to 85°C
Contact resistance 2.5≤mohm
Isulation resistance kV3 @ 50Hz, 1min.
Solderability 235°C/2s
Approvals VDE/CSA/SEV
UL Recognised

8

RL Re-reeling available

Farnell

5 x 20 mm PCB Mount Fuseholders - continued

Typ OGD - continued

240358

Mftrs. List No.	Order Code	Price Each 1+	10+	50+	100+
	116-2725●	0.38	0.35	0.34	0.30
0031.8241	SMD 113-9748●	0.41	0.33	0.29	0.25
Cover	117-6775●	0.39	0.35	0.31	0.30

PCB Through Hole Mount

FUA Series

H = 61.1, Dia. = 19mm

- 500V ac approved at VDE
- High power rating - 4W @ 16A @ 23°C
- Vertical Style
- Slot release
- IP 40
- Standards - **IEC** 60127-6, **UL** 512 & **CSA** C22.2 no. 39
- Meets requirements of glow wire tests according to IEC 60695-2-11 to 13
- **VDE** Approved, **UL** Recognised

New

Power Rating	4W / 16A @ 23°C	Shocksafe Category	PC2
Rated Current	16A (VDE), 30A (UL/CSA)	Materials	Black Thermoset - UL 94V-0
Rated Voltage	500V ac (VDE), 250V ac (UL/CSA)	Operating temperature	-40°C to +85°C

522141

Fuse Size	Mftrs. List No.	Order Code	Price Each 1+	10+	50+	100+	+
5 x 20mm	0031.2560	163-7513●	5.88	5.52	5.17	4.70	– –
6.3 x 20mm	0031.2570	163-7515●	5.88	5.52	5.17	4.70	– –

Fuse Clip - PCB Mount

For 6.3 x 32mm Fuses

Pin spacing	7.6mm
Dimensions - Solder pins	0.5 x 1.5mm
Material	Copper alloy, tinned
Voltage rating	500V
Current - Max.	10A

347207

Mftrs. List No.	Order Code	Price Each 1+	10+	50+	100+
10207101009	118-5356●	0.47	0.46	0.42	0.35

Typ OGN

- Low profile with insulated walls
- "Kicked" tin plated PCB terminals
- Screw or rivet fixing

PCB hole Ø = 1.3mm

Rated voltage	250V	Contact resistance	5≤mohm
Material: socket	Thermoplastic,UL94V-0	Dielectric strength	kV6 @ 50Hz, 1min.
Clips	Copper alloy, tin plated	Solderability	235°C/2s
Rated current	10A	Approvals	CSA
Operating temperature	-40 to 85°C°C		**UL** Recognised

240367

Mftrs. List No.	Pin Spacing	Order Code	Price Each 1+	10+	50+	100+
0031.8201	22.5mm	116-2740●	0.194	0.172	0.151	0.141
0031.8211	25mm	116-2741●	0.340	0.240	0.184	0.172
Transparent cover						
0853.0551		117-6774●	0.200	0.149	0.130	0.103

Open with Cover

20 x 5mm PCB Mount

146-123
Fuseholder
H=15, W=9.0, D=23
F.C.=22.3 x 1.5.
Fixing hole=2.9

146-124
Cover
H=15, W=9.0, D=26.5

Manufactured in a glass filled thermoplastic with central fixing hole. A plastic cover is available, transparent to allow visual inspection.
UL Recognised

Rating	6.3A @ 250V	Mftrs. List No.	
Breakdown voltage	2.5kV	Holder	MCHTE15M
Operating temperature	75°C max (holder) 75°C max (cover)	Transparent cover	MCHTC150M

204589

Order Multiple=10	Order Code	Price Each 10+	100+	500+	1K+
Holder	146-123●	0.121	0.080	0.067	0.065
Transparent cover	146-124●	0.053	0.039	0.037	0.036

Open

Open fuseholder with a synthetic resin bonded paper base.

Rating	6.3A	Operating temperature	-40°C to +40°C
Breakdown voltage	>3kV		

H=9.5, W=6.4, D=23.8
Fixing centres=22.9 x 2.0

204593

Mftrs. List No.	Order Code	Price Each 1+	125+	500+	1K2+
L1426	319-508●	1.81	1.52	1.25	1.15

Open

20 x 5mm PCB Mount

Open fuseholder with a glass filled nylon base and matching clear cover.

Fuse Holder
H=14.3, W=6.4, D=23.4
Fixing centres=22.9 x 2.0

Fuse Cover
H=10.9, W=9.6,
D=29.0

Rating	6.3A @ 250V ac	Mftrs. List No.	FX0321 = 319-491
Operating temperature	0°C to +90°C		12760 = 471-677

204591

Order Multiple=5	Order Code	Price Each 5+	100+	250+	500+	1K+
Fuse Holder	319-491●	0.520	0.480	0.460	0.440	0.420
Fuse Cover	471-677●	0.198	0.181	0.163	0.145	0.133

Semi-Enclosed

20 x 5mm PCB Mount



Moulded in black glass filled nylon with a small window which allows easy visual inspection of the fuse.
UL Recognised

Rating	5A @ 250V
Operating temperature	-40°C to +110°C

Mftrs. List No. MCHTC-100M

H=11.4, W=9.4, D=24.4,
F.C.=22.6 pins x 0.5 x 1.2

204590

Order Multiple=10 Order Code	Price Each 10+	50+	100+	500+	2K5+
976-120●	0.24	0.23	0.22	0.21	0.20

5 x 20mm Fuse Holder

Open

- Moulded in beige polyphenylene oxide
- Features a central countersunk fixing hole
- **UL** Recognised

Length (overall)=39.8
Length (Body)=22.0, Height=13.5, Width=10.3

Rating	6.3A @ 250V ac	Operating temperature	150°C max.

204501

Order Multiple=5 Mftrs. List No.	Order Code	Price Each 5+	25+	100+	250+	500+
MCHTC-10M	899-240●	0.510	0.340	0.270	0.210	0.188

Open

Open fuseholder with glass filled nylon paper base and central fixing hole.

FOR SUITABLE CLEAR PLASTIC FUSEHOLDER COVER 471-677

H=11.1, W=6.4, D=23.4, Fixing hole=2.3 Tabs=2.8

Rating	250V @ 6.3A	Operating temperature	0°C to +90°C

220506

RL Re-reeling available

Farnell

Mftrs. List No.	Order Code	Price Each 1+	100+	250+	500+	1K+
FX0267	319-510●	0.89	0.71	0.66	0.60	0.57

Open

BULGIN

Open fuseholder with glass filled nylon base and central countersunk fixing hole.

H=15.4, W=8.2,
D=23.4
Tabs=2.8

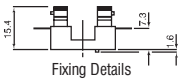

Fixing Details

Rating 6.3A @ 250V Operating temperature 0°C to +90°C

204603

Mftrs. List No.	Order Code	Price Each 1+	100+	250+	500+	1K+
FX0360	439-733●	0.63	0.59	0.56	0.53	0.48

5 x 20mm In-Line Fuseholders

Bayonet Fit

Arcolectric

Moulded from black nylon with a bayonet locking action.

L=43.2, Dia.=14.2
Wire dia=4.0 max.

Rating 5A @ 50V Operating temperature +85°C max.
Breakdown voltage 2kV Mftrs. List No. A003300

204586

Order Multiple=5 Order Code	Price Each 5+	50+	100+	250+	500+
152-233●	0.58	0.55	0.50	0.43	0.34

Screw Fit

BULGIN

Standard
L=50.4, Dia.=15.9,
Wire dia.=4.0 max.

IP66 Sealed
L = 78.9, Dia. = 16.5
Wire dia. = 1.0 to 1.4mm, 1.5 to 1.9mm,
2.0 to 2.64mm dependent
where 3 section grommet is cut.

Moulded from clear polybutene with nickel plated brass grub screw terminations, available in either standard or **IP66** sealed versions.

Rating 10A @ 250V Mfftrs. List No. FX0380 = 319-480
Operating temperature -20°C to +70°C FX0385 = 272-176

Note: When assembled current must not flow through the spring
250V rated in equipment, otherwise 50V ac/dc

204432

	Order Code	Price Each 1+	50+	100+	250+	500+	1K+
Standard	319-480●	1.24	1.19	1.10	1.04	0.97	0.95
IP66 Sealed	272-176●	1.90	1.87	1.63	1.53	1.37	1.25

6.3 x 32mm (1/4" x 1 1/4") (3AG) Fuses and Fuseholders

Ultra Rapid (FF) Ceramic

SIBA

70-125-40 Series

Ceramic **sand filled** fuses with very short cut-off time, one tenth of a cycle at 10 times overload, designed to protect thyristors, rectifiers and any semiconductors sensitive from overload.

UL recognised (except 16A)

Voltage Rating (Vn) 700V ac up to 2A Mftrs. List No. 70-125-40 + Rating
Breaking capacity 700V ac 2.5A & above

204383

Order Multiple=10 Rating	Order Code	Price Each 10+	100+	500+	1K+
1A	117-5102●	1.51	1.35	1.12	0.98
1.6A	117-5112●	2.20	1.99	1.78	1.70
2A	117-5103●	2.20	1.99	1.78	1.70
2.5A	117-5113●	2.20	1.99	1.78	1.70
3.15A	117-5104●	2.20	1.99	1.78	1.70
4A	117-5114●	2.20	1.99	1.78	1.70
5A	117-5106●	2.20	1.99	1.78	1.70
6.3A	117-5107●	1.26	1.15	1.02	0.98
8A	117-5108●	1.26	1.15	1.02	0.98
10A	117-5109●	1.26	1.15	1.02	0.98
12.5A	117-5110●	1.26	1.15	1.02	0.98
16A	117-5111●	1.26	1.15	1.02	0.98

Quick Blow (F) Ceramic

multicomp

MCF07C Series

- Ceramic cartridge, nickel plated end caps
- Breaking capacity 1000A
- To IEC 127
- Sand filled
- **UL** Recognised

484464

Order Multiple=10 Rating	Mftrs. List No.	Order Code	Price Each 10+	100+	500+	1K+
500mA	MCF07C-500MA	143-7133●	0.29	0.28	0.26	0.21
1A	MCF07C-1A	143-7134●	0.29	0.28	0.26	0.21
2A	MCF07C-2A	143-7135●	0.29	0.28	0.26	0.21
3A	MCF07C-3A	143-7137●	0.29	0.28	0.26	0.21
5A	MCF07C-5A	143-7138●	0.29	0.28	0.26	0.21
6A	MCF07C-6A	143-7139●	0.29	0.28	0.26	0.21
8A	MCF07C-8A	143-7140●	0.29	0.28	0.26	0.21
10A	MCF07C-10A	143-7141●	0.29	0.28	0.26	0.21
12A	MCF07C-12A	143-7142●	0.29	0.28	0.26	0.21
15A	MCF07C-15A	143-7143●	0.29	0.28	0.26	0.21
20A	MCF07C-20A	143-7144●	0.34	0.32	0.28	0.24

For **6.3x32mm Fuseholders** see page 335

Quick Blow (F) Ceramic

Dialight BLP

L693 Series

Complies with **DEF-59-96**

Voltage Rating 440V ac230V dc
Breaking capacity 33000A @ Vn cos ∅ = 0.3
Mftrs. List No. L693 + rating

204389

Order Multiple=10 Rating	Order Code	Price Each 10+	100+	500+	1K+
250mA	968-8064●	1.86	1.49	1.22	0.91
500mA	968-8072●	1.86	1.49	1.22	0.91
1A	968-8080●	1.87	1.49	1.22	0.91
2A	968-8099●	1.86	1.49	1.22	0.91
3A	968-8102●	1.86	1.49	1.22	0.91
5A	968-8110●	1.86	1.49	1.22	0.91
7A	968-8129●	1.86	1.49	1.22	0.91
10A	968-8137●	1.86	1.49	1.22	0.91

Quick Blow (F) HRC Ceramic

SIBA

70-065-63 Series

UL Recognised (up to 6.3A)

Voltage Rating (Vn) 500V ac
Breaking capacity 1500A @ Vn
Mftrs. List No. 70-065-63 + rating

204388

Order Multiple=10 Rating	Order Code	Price Each 10+	100+	500+	1K+
500mA	117-5115●	0.40	0.37	0.32	0.28
1A	117-5116●	0.40	0.37	0.32	0.28
1.25A	143-6838●	0.40	0.37	0.32	0.28
2A	117-5118●	0.40	0.37	0.32	0.28
3A	117-5119●	0.40	0.37	0.32	0.28
4A	143-6839●	0.40	0.37	0.32	0.28
5A	117-5120●	0.40	0.37	0.32	0.28
6.3A	117-5124●	0.38	0.35	0.31	0.27
7A	117-5121●	0.40	0.37	0.32	0.28
10A	117-5122●	0.40	0.37	0.32	0.28
12.5A	143-6840●	0.40	0.37	0.32	0.28
16A	117-5123●	0.40	0.37	0.32	0.28
20A	143-6841●	0.40	0.37	0.32	0.28

Quick Blow (F) Glass

multicomp

MCF01G Series

- Glass cartridge, nickel plated end caps
- To IEC 127
- Axially centred element
- **UL** Recognised

Breaking capacity @ 250V - 35A (500mA - 1A), 100A (2A - 3A), 200A (4A - 10A)

484503

Order Multiple=10 Rating	Mftrs. List No.	Order Code	Price Each 10+	100+	500+	1K+
500mA	MCF01G-500MA	143-7145●	0.114	0.102	0.091	0.086
1A	MCF01G-1A	143-7146●	0.114	0.102	0.091	0.086
2A	MCF01G-2A	143-7147●	0.114	0.102	0.091	0.086
3A	MCF01G-3A	143-7149●	0.114	0.102	0.091	0.086
4A	MCF01G-4A	143-7151●	0.114	0.102	0.091	0.086
5A	MCF01G-5A	143-7152●	0.114	0.102	0.091	0.086
6A	MCF01G-6A	143-7153●	0.114	0.102	0.091	0.086
10A	MCF01G-10A	143-7154●	0.114	0.102	0.091	0.086

6.3 x 32mm (1/4" x 1 1/4") (3AG) Fuses and Fuseholders - continued

Quick Blow (F) Glass

TDC10 Series

Bussmann

Complies with **BS2950A**

Voltage rating (Vn):	60mA - 250mA	1000V ac	1.5A - 5A	350V ac
	500mA	750V ac	7.5A	150V ac
			10A	100V ac
	1A - 1.25A	350V ac	12A - 25A	32V ac
Breaking capacity	10 x In @ Vn		Mftrs. List No.	TDC10 + Rating

204395

Order Multiple=10		Price Each			
Rating	Order Code	10+	100+	500+	1K+
60mA	**534-869**	0.580	0.520	0.480	0.470
100mA	**534-870**	0.600	0.520	0.490	0.480
150mA	**534-882**	0.520	0.470	0.440	0.410
250mA	**534-894**	0.143	0.128	0.123	0.118
500mA	**534-900**	0.143	0.128	0.123	0.118
1A	**534-924**	0.116	0.107	0.099	0.095
2A	**534-950**	0.122	0.110	0.104	0.100
3A	**534-973**	0.122	0.110	0.104	0.100
5A	**534-985**	0.122	0.110	0.104	0.100
7.5A	**534-997**	0.122	0.110	0.104	0.100
10A	**535-000**	0.122	0.110	0.104	0.100
12A	**535-011**	0.143	0.120	0.110	0.099
15A	**535-023**	0.122	0.110	0.104	0.100
20A	**535-035**	0.143	0.120	0.110	0.099
25A	**535-047**	0.170	0.143	0.131	0.118

Time Delay (T) Ceramic

MCF08C Series

multicomp

- Ceramic cartridge, nickel plated end caps
- Breaking capacity 1000A
- To IEC 127
- Sand filled
- **UL** Recognised

484508

Order Multiple=10			Price Each			
Rating	Mftrs. List No.	Order Code	10+	100+	500+	1K+
1A	MCF08C-1A	**143-7156●**	0.33	0.30	0.28	0.26
2A	MCF08C-2A	**143-7157●**	0.33	0.30	0.28	0.26
4A	MCF08C-4A	**143-7158●**	0.33	0.30	0.28	0.26
5A	MCF08C-5A	**143-7159●**	0.33	0.30	0.28	0.26
6A	MCF08C-6A	**143-7160●**	0.33	0.30	0.28	0.26
7A	MCF08C-7A	**143-7162●**	0.33	0.30	0.28	0.26
10A	MCF08C-10A	**143-7163●**	0.33	0.30	0.28	0.26
15A	MCF08C-15A	**143-7164●**	0.33	0.30	0.28	0.26
20A	MCF08C-20A	**143-7165●**	0.33	0.30	0.28	0.26

6.3mm x 32mm (¼" x 1-¼") Fuses

Ceramic - Time Delay

Bussmann

New

- Time delay fuses
- Ceramic tube, nickel-plated brass endcap
- **CSA** Approved, **UL** Recognised

515121

Order Multiple = 10			Price Each		
Rating (A)	Mftrs. List No.	Order Code	10+	100+	1K+
0.5	MDA-1/2-R	**161-5121●**	0.40	0.35	0.31
1	MDA-1-R	**161-5122●**	0.40	0.35	0.31
1.5	MDA-1-1/2-R	**161-5123●**	0.40	0.35	0.31
2	MDA-2-R	**161-5124●**	0.40	0.35	0.31
3	MDA-3-R	**161-5125●**	0.40	0.35	0.31
4	MDA-4-R	**161-5126●**	0.40	0.35	0.31
5	MDA-5-R	**161-5127●**	0.40	0.35	0.31
6	MDA-6-R	**161-5128●**	0.40	0.35	0.31
8	MDA-8-R	**161-5131●**	0.40	0.35	0.31
10	MDA-10-R	**161-5132●**	0.40	0.35	0.31
12	MDA-12-R	**161-5133●**	0.40	0.35	0.31
15	MDA-15-R	**161-5134●**	0.40	0.35	0.31
20	MDA-20-R	**161-5135●**	0.40	0.35	0.31
25	MDA-25-R	**161-5136●**	0.40	0.35	0.31
30	MDA-30-R	**161-5137●**	0.40	0.35	0.31

Antisurge (T), Ceramic

70-065-65 Series

SIBA

- **UL** Recognised up to 16A

Voltage Rating (V) 500V ac (up to 10A) Maximum voltage drop 800-150mV

Please note that when using 8A or over, consideration should be given to heat dissipation

Mftrs. List No. 70-065-65 + Rating

204524

Order Multiple=10		Price Each				
Rating	Order Code	10+	100+	500+	1K+	3K+
500mA	**117-5139●**	0.38	0.35	0.33	0.32	0.31
1A	**117-5140●**	0.38	0.35	0.33	0.32	0.31
1.6A	**143-6842●**	0.38	0.35	0.33	0.32	0.31
2A	**117-5141●**	0.38	0.35	0.33	0.32	0.31
2.5A	**117-5143●**	0.38	0.35	0.33	0.32	0.31
3.15A	**117-5144●**	0.38	0.35	0.33	0.32	0.31
4A	**117-5145●**	0.38	0.35	0.33	0.32	0.31
5A	**117-5146●**	0.38	0.35	0.33	0.32	0.31
6.3A	**117-5147●**	0.38	0.35	0.33	0.32	0.31
8A	**117-5148●**	0.38	0.35	0.33	0.32	0.31
10A	**117-5149●**	0.38	0.35	0.33	0.32	0.31
12.5A	**117-5150●**	0.38	0.35	0.33	0.32	0.31
16A	**117-5151●**	0.38	0.35	0.33	0.32	0.31
20A	**117-5152●**	0.92	0.84	0.80	0.77	0.67
25A	**117-5153●**	1.07	0.96	0.89	0.85	0.77
32A	**117-5155●**	1.45	1.31	1.20	1.15	1.04

Time Delay (T) Glass

MCF02G Series

multicomp

- Glass cartridge, nickel plated end caps
- To IEC 127
- Axially centred element
- **UL** Recognised

Breaking capacity @ 250V - 35A (125mA - 1A), 100A (2A - 3A), 200A (4A - 10A)

484517

Order Multiple=10			Price Each			
Rating	Mftrs. List No.	Order Code	10+	100+	500+	1K+
125mA	MCF02G-125MA	**143-7166●**	0.210	0.194	0.181	0.170
500mA	MCF02G-500MA	**143-7167●**	0.210	0.194	0.181	0.170
1A	MCF02G-1A	**143-7168●**	0.210	0.194	0.181	0.170
2A	MCF02G-2A	**143-7169●**	0.210	0.194	0.181	0.170
3A	MCF02G-3A	**143-7170●**	0.210	0.194	0.181	0.170
4A	MCF02G-4A	**143-7171●**	0.210	0.194	0.181	0.170
5A	MCF02G-5A	**143-7172●**	0.210	0.194	0.181	0.170
6A	MCF02G-6A	**143-7174●**	0.210	0.194	0.181	0.170
8A	MCF02G-8A	**143-7175●**	0.210	0.194	0.181	0.170
10A	MCF02G-10A	**143-7176●**	0.210	0.194	0.181	0.170

Antisurge (T) Glass - Spring Element

TDC11 Series

Bussmann

Voltage Rating (Vn)	1000V ac
Breaking capacity	10 x In @ Vn
Mftrs. List No.	TDC11 + rating

204415

Order Multiple=10		Price Each			
Rating	Order Code	10+	100+	500+	1K+
250mA	**539-983**	0.47	0.43	0.41	0.39
500mA	**539-995**	0.47	0.43	0.41	0.39
750mA	**540-018**	0.45	0.41	0.39	0.37
1A	**540-031**	0.45	0.41	0.39	0.37
1.25A	**540-043**	0.63	0.58	0.55	0.52
1.5A	**540-055**	0.72	0.66	0.62	0.59
2A	**540-067**	0.71	0.65	0.62	0.59
2.5A	**540-079**	0.72	0.66	0.62	0.59
3A	**540-080**	0.72	0.66	0.62	0.59
5A	**540-092**	0.70	0.64	0.61	0.58

Finger Release/Screw Cap

Dialight BLP

L (overall) = 58.8
Dia. (Bezel) = 17.4
Depth behind panel = 46.8
Panel cutout (single flat) = 11.5 x 12.7 dia
Panel thickness = 7.9
Tabs = 6.3 x 0.8

'D' type panel mounting fuseholder moulded in black phenolic.

Rating	10A	Operating temperature	-55°C to +70°C
Breakdown voltage	>4kV dc		
Mftrs. List No.	L1744A		

204600

	Price Each				
Order Code	1+	50+	200+	500+	1K+
968-7807●	5.66	4.59	3.85	3.32	2.93

Screw Cap

Dialight BLP

Moulded in black phenolic, with screw cap with slot which is easily removed using a small coin. Solder tab terminations.

L (overall) = 58.1
Dia. (Bezel) = 16.5
Depth behind panel = 50.8
Panel cutout (double flat) = 14.7 x 16.3
Panel keyway = 3.6 x 1.2
Panel thickness = 10

Rating	7A (15A @ 55°C max ambient)	Breakdown voltage	>9kV dc
		Operating temperature	-25°C to +100°C

RL Re-reeling available

Farnell

204598

Mftrs. List No.	Order Code	Price Each 1+	50+	250+	500+
L1348C	968-7793●	5.52	4.62	4.01	2.73

Finger Release/Screw Cap

Dialight BLP

Moulded in black phenolic and conforming to **BT136F1** and **DEF59-100**. Solder tab terminations.

L (overall) = 54
Dia. (Bezel) = 21.9
Depth behind panel = 38.1
Panel cutout (double flat) = 14.7 x 16.1
Panel thickness = 4 max.
Tabs = 6.3 x 0.8

Rating 7A (15A @ 55°C max ambient)
Breakdown voltage >10kV dc
Operating temperature -55°C to +70°C

204601

Mftrs. List No.	Order Code	Price Each 1+	50+	200+	500+
L1382	319-600●	23.06	19.65	15.91	13.17

Coin Slot Release

Size 0 Fuse Link

Dialight BLP

This fuseholder is designed for use with size 0 fuse links. It is fully finger proof having a special inner sleeve, which prevents accidental contact when the fuse link is inserted. It has been designed to meet the safety requirements of IEC 257 and BS 415. Mounting on the panel is by a single hole shaped to engage the anti-swivel flats on the fuseholder. Connection is achieved by either 6.3 x 0.81mm or 4.75 x 0.81mm solderless snap on connectors. Supplied with a removable snap on black bezel, which fits over the front flange. **UL** Recognised, **CSA**. **SEMKO** and **VDE** Approved.

L (body) = 40.5mm
Depth in-front of panel = 13.5 mm
L (overall) finger = 19.1
Panel cutout = 14.8mm across flats, 16.2mm Max.
Bezel = 19.1 x 19.1mm
Max. Panel thickness = 4mm

Breakdown voltage >4kV
Operating temperature -25°C to +85°C
Mftrs. List No. L2004A = 120-7148

436554

Order Code	Price Each 1+	50+	200+	500+	+
120-7148●	5.90	5.62	5.04	4.91	– –

20A - Touchproof™

BULGIN

- Low profile panel mounting Touchproof™ fuseholder to **IEC 127/6** category **PC2**
- Screw cap, screwdriver release
- 6.3mm fast-on tags

L (overall) = 58, Dia. (Bezel) = 19.1
Depth behind panel = 54.9, Panel cut-out = 16
Panel thickness = 1 to 8

Rating @ 250V 16A SEMKO, VDE
20A UL, CSA
Breakdown voltage >2kV
Max power dissipation 2.5W

Mftrs. List No. FX0417

204509

	Order Code	Price Each 1+	50+	100+	250+	500+
Screwdriver release	535-953●	2.79	2.64	2.39	1.99	1.95

Touchproof™ - Screw Cap

BULGIN

L (overall) = 65.9, Dia. (Bezel) = 19.1
Depth behind panel = 54.4
Panel cut-out = 16
Panel keyway = 2.5 x 1.2
Panel thickness = 0.8 to 5.5, Tabs = 4.8

L (overall) = 60.4, Dia. (Bezel) = 19.1
Depth behind panel = 54.4
Panel cut-out = 16
Panel keyway = 2.54 x 1.3
Panel thickness = 0.8 to 5.5, Tabs = 4.8

Moulded in glass filled nylon, **UL** Recognised, and conforming to **IEC257**.

Rating 13A @ 250V ac
Breakdown voltage 4kV ac @ 50Hz
Operating temperature -20°C to +100°C

Mftrs. List No.FX0415 = 319-570 FX0415/S = 319-582

204599

Order Code	Price Each 1+	100+	250+	500+	1K+
319-570●	2.09	1.97	1.89	1.81	1.72
319-582●	2.05	1.93	1.85	1.77	1.68

Touchproof® Screw Cap

Panel Mount, IP67

BULGIN

Designed for user safety, touchproof category PC2 with polyester moulded body and nylon cap/end bung. The screw cap can be either screwdriver or hand released. Contacts are silver plated brass.
Approved to **CSA, VDE, SEMKO**. **UL** Recognised

6.3 x 32mm

Fuse Size 6.3 x 32mm
Terminations 6.35mm x 0.8mm
Max. Rating: 16A @ 250V
Max. Power Dissipation 20A @ 250V UL
Operating Temperature 4W @ 23°C
-20 to 85°C

Mftrs. List No. FX0419=963-0180

411159

Fuse Type	Order Code	Price Each 1+	25+	100+	250+
6.3 x 32mm	963-0180●	2.45	2.33	2.21	2.08

Snap-In - Keyway Panel Mounting

Arcolectric

Anti-rotational, snap-in fixing moulded in black Nylon 66. Cap with slot is easily removed using a small coin. **UL** Recognised, **CSA** and **SEMKO** approved.

L (overall) = 54.1
Dia. (Bezel) = 19.5
Depth behind panel = 51.1
Panel thickness = 0.8 to 2
Panel cutout = 16.05
Panel keyway = 2.5 x 1.3
Tabs = 6.3 x 0.8

204597

Order Code	Price Each 1+	100+	250+	500+	1K+
149-862●	1.94	1.71	1.36	1.03	1.01

Typ OGD

SCHURTER ELECTRONIC COMPONENTS

- Combined fuse holder - Accepts 5 x 20 or 6.3 x 32mm fuse links
- Impossible to insert two fuse links at the same time
- Insulated walls to reduce the risk of electric shock
- Terminals tin plated for optimized soldering on PCB
- "Kicked" terminal and SMD versions available
- Clip ends prevent axial fuse link movement

Pin layout = 5 x 20mm, hole Ø = 1.4mm
H = 12.7, W = 38, D = 10.9mm

Rated voltage 250V (UL 500V)
Materials: socket Thermoplastic, UL94V-0
Clips Copper-alloy, tin plated
Rated current 10A
Operating temperature -25°C to 85°C
Contact resistance 2.5≤mohm
Isulation resistance kV3 @ 50Hz, 1min.
Solderability 235°C/2s
Approvals VDE/CSA/SEV
UL Recognised

240358

Mftrs. List No.	Order Code	Price Each 1+	10+	50+	100+
	116-2725●	0.38	0.35	0.34	0.30
0031.8241	SMD 113-9748●	0.41	0.33	0.29	0.25
Cover	117-6775●	0.39	0.35	0.31	0.30

PCB Through Hole Mount

FUP Series

SCHURTER ELECTRONIC COMPONENTS

- High Current Capacity
- Horizontal Style
- Standards - **IEC** 60127-6, **UL** 512 & **CSA** C22.2 no. 39
- **VDE** Approved, **UL** Recognised

H = 19.5, Dia. (Head) 19, D= 54.8mm

Power Rating 4W @ 16A - 23°C
Materials Thermoplastic - IP 40
Operating temperature -40°C to +85°C
Rated Current 16A @ 250V (VDE), 16A (UL/CSA)
Contacts Copper Alloy
Fuse Sizes 20 x 5mm & 32 x 6.3mm

Mftrs. List No: 0031.2510 = 122-1098 0031.2520 = 122-1099

439792

Screwdriver release Fuse Size	Order Code	Price Each 1+	10+	50+
20 x 5mm	122-1098●	8.31	7.90	7.49
32 x 6.3mm	122-1099●	8.31	7.90	7.49

¼" x 1-¼" Fuseblocks

S - 8000 Series

Bussmann

New

- Designed for 1/4" x 1-1/4" Fuses (6.35mm x 31.8mm)
- Bolt-in mounting
- Clips made from spring bronze
- Anti-rotational pin
- Flame retardant thermoplastic UL 94 V0
- Voltage Rating 300V ac/dc
- Temperature Rating (RTI) 130°C

6.3 x 32mm (1/4" x 1 1/4") (3AG) Fuses and Fuseholders - continued

¼" x 1-¼" Fuseblocks - continued

S - 8000 Series - continued

Poles	Terminal Description	Terminal Method	Dimensions (mm) H	W	D	Mftrs. List No.	Order Code
1	Straight	6.35mm x 0.8mm	14.3	12.7	54.8	S-8201-1-R	161-5106
2	Straight	6.35mm x 0.8mm	14.3	28.6	54.8	S-8201-2-R	161-5107
3	Straight	6.35mm x 0.8mm	14.3	44.4	54.8	S-8201-3-R	161-5108
10	Straight	6.35mm x 0.8mm	14.3	155.6	54.8	S-8201-10-R	161-5109
1	40° Angle	6.35mm x 0.8mm	14.3	12.7	50.8	S-8202-1-R	161-5110
2	40° Angle	6.35mm x 0.8mm	14.3	28.6	50.8	S-8202-2-R	161-5111
3	40° Angle	6.35mm x 0.8mm	14.3	44.4	50.8	S-8202-3-R	161-5112
10	40° Angle	6.35mm x 0.8mm	14.3	155.6	50.8	S-8202-10-R	161-5113
1		Screw	14.3	12.7	55.6	S-8301-1-R	161-5114
2		Screw	14.3	28.6	55.6	S-8301-2-R	161-5115
3		Screw	14.3	44.4	55.6	S-8301-3-R	161-5116
10		Screw	14.3	155.6	55.6	S-8301-10-R	161-5118

515076

Poles No. of	Mftrs. List No.	Order Code	Price Each 1+	10+	100+
1	S-8201-1-R	**161-5106●**	2.04	1.91	1.63
2	S-8201-2-R	**161-5107●**	3.87	3.63	3.08
3	S-8201-3-R	**161-5108●**	5.45	5.13	4.37
10	S-8201-10-R	**161-5109●**	20.12	18.92	16.10
1	S-8202-1-R	**161-5110●**	1.55	1.46	1.23
2	S-8202-2-R	**161-5111●**	3.92	3.67	3.13
3	S-8202-3-R	**161-5112●**	5.83	5.47	4.66
10	S-8202-10-R	**161-5113●**	19.22	18.06	15.38
1	S-8301-1-R	**161-5114●**	5.78	5.42	4.62
2	S-8301-2-R	**161-5115●**	12.32	11.58	9.86
3	S-8301-3-R	**161-5116●**	18.03	16.95	14.43
10	S-8301-10-R	**161-5118●**	49.34	46.38	39.47

Open

BULGIN

Manufactured from black phenolic with tin plated phosphor bronze contact clips.

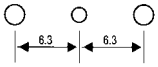

Drilling Plan

Centre fixing hole = 3.2 dia.
Outer pin locating holes = 3.5 dia. Tabs = 6.35

Rating	13A @ 250V ac	Operating temperature	-40°C to +70°C
Breakdown voltage	>5kV @ 50Hz	Mftrs List No.	FX0326

204605

Order Code	Price Each 1+	100+	250+	500+	1K+
149-918●	1.00	0.93	0.89	0.85	0.76

Bayonet Fit

Arcolectric

Moulded from natural colour nylon, conforming to **UL94V-2**.

L = 58.2
Dia = 15.2
Wire dia. = 4.0 max.

Rating	5A @ 50V	Mftrs List No.	A003500AAB

204602

Order Multiple = 5 Order Code	Price Each 5+	50+	100+	250+	500+	1K+
149-866●	0.46	0.44	0.43	0.39	0.36	0.31

Screw Fit - Black

BULGIN

Moulded in black polythene with grub screw terminations of nickel plated brass.

L = 61.9 Dia. = 15.9 Wire dia. = 4.0 max.

Rating	10A @ 250V ac	Mftrs List No.	FX0180/BK
Operating temperature	-20°C to +50°C		

204604

Order Code	Price Each 1+	50+	100+	250+	500+	1K+
319-624●	1.93	1.41	1.08	0.89	0.78	0.71

Screw Fit

BULGIN

Standard	IP66 Sealed
L = 61.9, Dia. = 15.9, Wire dia. = 4.0 max.	L = 90.6, Dia = 15.5 Wire dia. = 1.0 to 1.4mm, 1.5 to 1.9mm, Wire dia. = 2.0 to 2.64mm dependent where grommet is cut.

Moulded from clear polybutene with nickel plated brass grub screw terminations and available in either standard or **IP66** sealed versions.

Rating	10A @ 250V ac	Mftrs. List No.
Operating temperature	-20°C to +70°C (319-612)	FX0180 = (319-612)
Operating temperature	-20°C to +70°C (272-188)	FX0185 = (272-188)

Note: When assembled current must not flow through the spring 250V rating in equipment, otherwise 50V ac/dc

204431

	Order Code	Price Each 1+	50+	100+	250+	500+
Standard	**319-612●**	1.18	1.13	1.03	0.98	0.94
IP66 Sealed	**272-188●**	1.74	1.65	1.48	1.33	1.30

¼" x 1-¼" Fuseholder

Waterproof - In-Line

Bussmann

161-5103

161-5104

- Designed for 1/4" x 1-1/4" Fuses (6.35mm x 31.8mm)
- Flammability rating UL 94 HB

New

Rugged Version resistant to:

- Salt Spray
- Ultraviolet Light
- Ozone
- Many organic solvents
- Rigorous Shock and Vibration

515058

Description	Rating	Mftrs. List No.	Order Code	Price Each 1+	50+	250+
Black	20A @ 250V	HFA-R	**161-5103●**	11.06	9.73	8.38
Rugged - Yellow	30A @ 32V ac	HFB-R	**161-5104●**	3.68	3.24	2.79

Fuse Boxes

Dialight BLP

L1045C3	L1033C4
H = 34.2, W = 61.9, D = 20.6	H = 35.7, W = 35.7, D = 63.5
Fixing centres = 9.5 x 4.0 dia.	Fixing centres = 13.5 x 4 dia.

Moulded in black phenolic, the fuses are held in the lid and automatically isolated from the circuit when the lid is raised. Screw terminations.

Rating	10A	
Breakdown voltage	4kV dc (to chassis)	
Operating temperature	-40°C to +85°C	
Mftrs. List No.	L1045/C3 = 319-650	L1033/C4 = 319-661

204607

	Order Code	Price Each 1+	25+	100+	250+
Single fuse box	**319-650●**	14.24	11.94	10.22	8.65
Double fuse box	**319-661●**	20.91	18.67	15.53	13.43

6.35 x 25.4mm (1" x 1/4") Fuses and Fuseholders

Mains Quick Blow Ceramic

TDC180 Series

Bussmann

Bulk Pack Available

- Available in bulk pack of 1000 fuses

Voltage Rating (Vn)	250V ac
Breaking capacity	6000A @ Vn
Mftrs. List No.	Single: TDC180 + Rating Bulk: BK/TDC180 + Rating

Complies with **BS1362: 1973 ASTA Certified - 2A to 13A.**

204381

RL Re-reeling available

Farnell

Rating	Order Code	Price Each 10+	100+	500+	1K+
1A	112-3029●	0.240	0.220	0.210	0.200
2A	112-3032●	0.153	0.136	0.130	0.125
3A	112-3033●	0.153	0.136	0.130	0.125
5A	112-3034●	0.153	0.136	0.130	0.125
7A	112-3035●	0.153	0.136	0.130	0.125
10A	112-3030●	0.153	0.136	0.130	0.125
13A	112-3031●	0.153	0.136	0.130	0.125

Bulk Packs

Rating		Price Per Pack 1+	2+	3+
1A	112-3021●	89.020	84.830	83.500
3A	112-3025●	82.440	78.580	77.330
5A	112-3027●	82.440	78.580	77.330
7A	112-3028●	80.110	76.360	75.150
13A	112-3023●	82.440	78.580	77.330

Finger or Tool release

Mains 13A Rated - Screw Cap

Accepts standard **(BS1362)** plug-top fuses to 13A. The fuse sleeve is of black phenolic whilst the body and cap are glass filled nylon. **UL** Recognised and conforms to **IEC257**.

L (overall) Tool = 60.4 L (overall) finger = 65.9 Dia. (Bezel) = 19.1
Depth behind panel = 54.4 Panel cutout = 16 Panel thickness = 0.8 to 5.5, Tabs = 4.8

Breakdown voltage 4kV @ 50Hz Operating temperature -20°C to +100°C

Mftrs. List No. FX0416 = 152-232 FX0416S = 319-557

204402

Order Code	Price Each 1+	100+	250+	500+	1K+
Finger release					
152-232●	2.35	2.03	1.66	1.25	1.16
Tool release					
319-557●	2.34	1.99	1.64	1.37	1.26

Fuse Clips

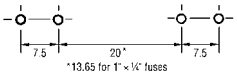

PCB drilling plan
Hole dia = 1.6

Tin plated phosphor bronze fuse clips. Each clip has two mounting lugs and ear stops.

204416

100 Per Pack Order Code	Price Per Pack 1+	25+	100+	250+
117-5125●	5.31	5.16	4.99	4.85

PCB Through Hole Mount

FUP Series

- High Current Capacity
- Horizontal Style
- Standards - **IEC** 60127-6, **UL** 512 & **CSA** C22.2 no. 39
- **VDE** Approved, **UL** Recognised

H = 19.5, Dia. (Head) 19, D= 54.8mm

Power Rating 4W @ 16A - 23°C Rated Current 16A @ 250V (VDE), 16A (UL/CSA)
Materials Thermoplastic - IP 40 Contacts Copper Alloy
Operating temperature -40°C to +85°C Fuse Sizes 20 x 5mm & 32 x 6.3mm

Mftrs. List No: 0031.2510 = 122-1098 0031.2520 = 122-1099

439792

Screwdriver release Fuse Size	Order Code	Price Each 1+	10+	50+
20 x 5mm	122-1098●	8.31	7.90	7.49
32 x 6.3mm	122-1099●	8.31	7.90	7.49

Screw Fit

Standard
L = 54.5, Dia. = 15.5, Wire dia. = 4.0

IP66 Sealed
L = 85.2, Dia. = 15.9,
Wire dia. = 1.0 to 1.4mm, 1.5 to 1.9mm,
2.0 to 2.64mm dependant where grommet is cut.

Moulded from clear polybutene with nickel plated grub screw terminations available in either standard or **IP66** sealed versions.

Rating 10A @ 250V ac Mftrs. List No. FX280 = 287-120
Operating temperature -20°C to +70°C FX285 = 287-131

Note: 250V rating in equipment, otherwise 50V ac/dc

204436

	Order Code	Price Each 1+	50+	100+	250+	500+	1K+
Standard	287-120●	1.37	1.22	1.17	1.06	1.04	0.98
IP66 Sealed	287-131●	1.72	1.69	1.47	1.26	1.24	1.15

4.7 x 15.9mm (5/8" x 3/16") (Size 00) Fuses and Fuseholders

Quick Blow Glass

L562 Series

Voltage rating (Vn) up to 500mA 250V ac
1A, 2.5A 150V ac
4A - 7A 60V ac
Breaking capacity 35A @ Vn
Mftrs. List No. L562 + Rating

204380

Order Multiple=10 Rating	Order Code	Price Each 10+	100+	500+	1K+
50mA	968-7971●	1.38	1.15	1.01	0.82
100mA	968-7980●	2.06	1.41	1.29	1.11
250mA	968-7998●	1.61	1.47	1.29	1.09
500mA	968-8005●	1.13	0.96	0.82	0.70
1A	968-8013●	1.13	0.98	0.84	0.77
2.5A	968-8021●	1.13	0.98	0.84	0.77
4A	968-8030●	1.13	0.98	0.84	0.77
5A	968-8048●	1.20	1.02	0.90	0.83
7A	968-8056●	1.29	1.09	0.91	0.79

Miniature PCB Mount

HRC Ceramic - Slow Blow

Dia. = 4.7, W = 16.6, Height (Above PCB) = 6.3mm

These fuse links are designed for direct mounting into printed circuit boards. The HRC ceramic fuselinks protect against high prospective overload currents and are therefore suited for applications within hazardous environments such as those encountered in the petro-chemical and mining industries. The fuse rating is marked on the body in such a position to be visible when the fuselink is mounted on the PCB.

Breaking capacity 4000A @ 0.4 power factor, 250V ac, 230V dc
Operating temperature -60°C to +85°C

Mftrs. List No. L754/PCB/.050 = 120-7149 Mftrs. List No. L754/PCB/.500 = 120-7152
L754/PCB/.100 = 120-7150 L754/PCB/1 = 120-7153
L754/PCB/.250 = 120-7151 L754/PCB/2 = 120-7154

436573

Rating	Order Code	Price Each 10+	100+	500+	1K+	+
50mA	120-7149●	1.70	1.55	1.42	1.28	– –
100mA	120-7150●	1.70	1.55	1.42	1.28	– –
500mA	120-7152●	1.70	1.55	1.42	1.28	– –
1A	120-7153●	1.70	1.55	1.42	1.28	– –
2A	120-7154●	1.30	1.18	1.08	0.98	– –

Open fuse holder with a synthetic resin bonded paper base.

H = 9.5, W = 6.4, D = 18.7
Fixing centres = 17.8 x 2.0

Rating 2A Operating temperature -40°C to +90°C
Breakdown voltage >3kV dc

204596

Mftrs. List No.	Order Code	Price Each 1+	125+	500+	1K2+	2K5+
L1383	319-545●	2.24	1.91	1.52	1.22	1.07

5 x 25mm Fuses

Quick Blow (F) HRC Ceramic

70-010-04 Series

- Conforms to **DIN 41 572 Part 1**
- Colour coded

Voltage Rating 250V Breaking capacity 1500A @ 250V

Mftrs. List No. 70-010-04 + Rating

5 x 25mm Fuses - continued

Quick Blow (F) HRC Ceramic - continued

70-010-04 Series - continued

204544

Rating	Colour Code	Order Code	Price Each 1+	5+	10+	50+
1.6A	Orange	117-5156●	2.39	2.31	2.23	2.16
2A	Blue	117-5157●	2.17	1.98	1.88	1.80
3.15A	Black	117-5158●	2.17	1.98	1.88	1.80
4A	Brown	117-5159●	2.17	1.98	1.88	1.80
5A	White	117-5160●	2.17	1.98	1.88	1.80
6.3A	Green	117-5161●	2.17	1.98	1.88	1.80
8A	Grey	117-5162●	2.17	1.98	1.88	1.80
10A	Red	117-5163●	2.17	1.98	1.88	1.80

Medium Blow (M) HRC Ceramic

SIBA

70-010-05 Series

- Conforms to **DIN 41 576 Part 2** except 10A
- Colour coded

Voltage Rating 250V Breaking capacity 1500A @ 250V

Mftrs. List No. 70-010-05 + Rating

204545

Rating	Colour Code	Order Code	Price Each 1+	5+	10+	50+
500mA	White	117-5164●	2.65	2.41	2.30	2.18
1A	Red	117-5165●	2.65	2.41	2.30	2.18
2A	Blue	117-5167●	1.99	1.82	1.74	1.66
4A	Brown	117-5168●	1.99	1.82	1.74	1.66
5A	White	117-5169●	1.99	1.82	1.74	1.66
6.3A	Green	117-5170●	1.99	1.82	1.74	1.66
10A	Red	117-5171●	1.99	1.82	1.74	1.66

Fuse Kits

20 x 5mm Fuse Kit

Bussmann

- A range of 18, 20 x 5mm quick blow and antisurge fuses supplied in a compartment storage box.
- The kit can be restocked when required.

H = 50, W = 260, D = 165

Kit contains 10 of each of the following:

Antisurge (ceramic)	S 505 Series	2A, 3.15A, 5A
Quick blow (glass)	S 500 Series	500mA, 1A, 2A, 3.15A, 5A, 6.3A
Antisurge (glass)	S 506 Series	315mA, 500mA, 630mA, 1A, 1.25A, 1.6A, 2A, 3.15A, 6.3A

204398

	Order Code	Price Each 1+	5+	10+
20 x 5mm Kit	**120-2373●**	26.61	23.75	21.25

Assorted Fuse Kit

Bussmann

A range of 18 quick blow, antisurge and mains fuses in 20mm, 1" and 1¼" lengths supplied in an 18 compartment storage box. The kit can be restocked when required.

Kit contains 10 each of the following:
20 x 5mm quick blow fuses (glass) - 1A, 2A, 3.15A, 5A.
20 x 5mm antisurge fuses (glass) - 1A, 2A, 3.15A.
1" mains quick blow fuses (ceramic) - 1A, 2A, 3A, 5A, 13A.
1¼" x ¼" quick blow fuses (glass) - 1A, 2A, 5A, 10A, 15A.
1¼" x ¼" antisurge fuses (ceramic) - 10A.

H = 50, W = 260, D = 165

Mftrs. List No. FUSEKIT E

204403

	Order Code	Price Each 1+	5+	10+
Assorted Fuse Kit	**151-655**	30.03	27.43	25.64

TR5 Fuse Kit

Littelfuse

Selection kit containing popular values from the TR5 fuse range and the PCB mounting socket. The kit can be restocked when required.

H = 20, W = 211, D = 105

Kit contains 10 each of the following:

19370K Series (Quick blow)	250mA, 1A, 1.25A, 1.6A, 2A
19372K Series (Antisurge)	160mA, 200mA, 315mA, 500mA, 630mA, 800mA, 1A, 1.6A, 2A, 2.5A, 3.15A, 4A
19559 PCB Socket	

204410

Order Code	Price Each 1+	5+	10+
581-434	60.80	57.76	54.70

Fuse Kits

Littelfuse

Selection kits containing popular values of the ATO series and Mini blade series, fast acting blade style automotive fuses. Complete with complementary fuse puller. The kits can be restocked when required.

ATO Kit Contains:	15 each	10A, 15A, 30A
	10 each	5A, 7.5A, 20A
	5 each	1A, 2A, 3A, 4A, 25A
	1 each	Fuse puller
Mini Blade Kit Contains:	10 each	2A, 3A, 4A, 5A, 7.5A, 10A, 15A, 20A, 25A, 30A
	1 each	Fuse puller

204399

	Order Code	Price Each 1+	5+	10+
ATO Kit	**117-5176●**	19.59	18.03	16.09
Mini Blade Kit	**994-3781●**	17.85	16.44	14.58

Wire Ended Fuses

TR5 Fuses

Littelfuse

- European TR5 fuse is available with either quick blow (F) or antisurge (T) characteristics.
- The fuses can be either soldered directly into a printed circuit board or alternatively plugged into a two pin socket (951-6360).
- This socket can in turn be soldered into a printed circuit board.
- A panel mounting and PCB fuseholder with clear plastic cover is also available (951-6387, 951-6379).

H = 8, Dia = 8.5
Lead pitch = 5
Lead length = 4.3
Lead dia = 0.6

Rated Voltage	250V ac
Breaking capacity	35A @ Vn or 10 X In @ Vn,whichever is greater.
Mftrs. List No.	Quick blow = 19370K + rating Antisurge = 19372K + rating

Complies with **IEC127-3**.
Approved to **VDE** and **SEMKO**.

UL Recognised

204382

Order Multiple=10 Rating	Order Code	Price Each 10+	50+	100+	500+
Quick Blow (F)					
50mA	**951-5887●**	1.65	1.51	1.32	1.10
63mA	**135-4621●**	1.95	1.85	1.78	1.68
80mA	**135-4622●**	1.95	1.85	1.78	1.68
100mA	**951-5895●**	0.51	0.43	0.37	0.32
125mA	**951-5909●**	0.51	0.43	0.37	0.32
160mA	**951-5917●**	0.51	0.43	0.37	0.32
200mA	**951-5925●**	0.51	0.43	0.37	0.32
250mA	**951-5933●**	0.51	0.43	0.37	0.32
315mA	**951-5941●**	0.38	0.31	0.28	0.24
400mA	**135-4623●**	0.58	0.46	0.42	0.35
500mA	**951-5950●**	0.51	0.43	0.37	0.32
630mA	**135-4624●**	0.58	0.46	0.42	0.35
800mA	**135-4625●**	0.58	0.46	0.42	0.35
1A	**951-5968●**	0.51	0.43	0.37	0.32
1.25A	**951-5976●**	0.51	0.43	0.37	0.32
1.6A	**951-5984●**	0.51	0.43	0.37	0.32
2A	**951-5992●**	0.51	0.43	0.37	0.32
2.5A	**951-6000●**	0.51	0.43	0.37	0.32
3.15A	**951-6018●**	0.51	0.43	0.37	0.32
4A	**951-6026●**	0.51	0.43	0.37	0.32
Antisurge (T)					
50mA	**951-6034●**	0.84	0.64	0.52	0.46
63mA	**135-4626●**	0.78	0.59	0.48	0.42
80mA	**135-4627●**	0.63	0.50	0.45	0.38
100mA	**951-6042●**	0.52	0.47	0.40	0.34
125mA	**951-6050●**	0.52	0.47	0.40	0.34
160mA	**951-6069●**	0.52	0.47	0.40	0.34
250mA	**951-6085●**	0.52	0.47	0.40	0.34
315mA	**951-6093●**	0.52	0.47	0.40	0.34
400mA	**135-4628●**	0.56	0.45	0.40	0.34
500mA	**951-6107●**	0.52	0.47	0.40	0.34
630mA	**951-6115●**	0.52	0.47	0.40	0.34
800mA	**951-6123●**	0.52	0.47	0.40	0.34
1A	**951-6131●**	0.52	0.47	0.40	0.34
1.25A	**951-6140●**	0.52	0.47	0.40	0.34
1.6A	**951-6158●**	0.52	0.47	0.40	0.34
2A	**951-6166●**	0.52	0.47	0.40	0.34
2.5A	**951-6174●**	0.52	0.47	0.40	0.34
3.15A	**951-6182●**	0.52	0.47	0.40	0.34
4A	**951-6190●**	0.52	0.47	0.40	0.34
5A	**951-6204●**	0.52	0.47	0.40	0.34
Fuse Holder					
PCB	**118-5363●**	0.42	0.37	0.30	0.22

RL Re-reeling available

Farnell

Radial Lead - (TRS Style)

multicomp

New



- Fast-Acting and Slow Blow fuses
- 35A or 10 x Rated current (Whichever is greater) @ 250V ac Interrupt rating
- Operating temperature -55°C to +125°C
- Tin plated alloy leads.
- Black thermoplastic, UL 94-V0 body
- UL Recognised, **VDE**, **CSA**, **SEMKO**, **CCC** and **KTL** Approved

Body - Dia. = 8.35, H = 7.7mm
Leads - Dia. = 0.62, L = 22, Pitch = 5.08mm

Mftrs. List No. Fast-Acting: MCMEF + Rating Slow Blow: MCMET + Rating

505664

Order Multiple=10 Rating (A)	Order Code	Price Each 10+	50+	100+	500+	1K+
Fast-Acting						
0.8A	**156-6051●**	0.300	0.290	0.280	0.250	0.220
1A	**156-6053●**	0.300	0.290	0.280	0.250	0.220
1.25A	**156-6054●**	0.300	0.290	0.280	0.250	0.220
1.6A	**156-6055●**	0.300	0.290	0.280	0.250	0.220
2A	**156-6056●**	0.300	0.290	0.280	0.250	0.220
2.5A	**156-6057●**	0.300	0.290	0.280	0.250	0.220
3.15A	**156-6058●**	0.300	0.290	0.280	0.250	0.220
4A	**156-6059●**	0.300	0.290	0.280	0.250	0.220
5A	**156-6060●**	0.300	0.290	0.280	0.250	0.220
6.3A	**156-6061●**	0.300	0.290	0.280	0.250	0.220
Slow Blow						
0.16A	**156-6062●**	0.270	0.250	0.240	0.220	0.194
0.2A	**156-6063●**	0.270	0.250	0.240	0.220	0.194
0.25A	**156-6065●**	0.270	0.250	0.240	0.220	0.194
0.315A	**156-6066●**	0.270	0.250	0.240	0.220	0.194
0.4A	**156-6067●**	0.270	0.250	0.240	0.220	0.194
0.5A	**156-6068●**	0.270	0.250	0.240	0.220	0.194
0.63A	**156-6069●**	0.270	0.250	0.240	0.220	0.194
0.8A	**156-6070●**	0.270	0.250	0.240	0.220	0.194
1A	**156-6071●**	0.270	0.250	0.240	0.220	0.194
1.25A	**156-6072●**	0.270	0.250	0.240	0.220	0.194
1.6A	**156-6073●**	0.270	0.250	0.240	0.220	0.194
2A	**156-6074●**	0.270	0.250	0.240	0.220	0.194
2.5A	**156-6075●**	0.270	0.250	0.240	0.220	0.194
3.15A	**156-6077●**	0.270	0.250	0.240	0.220	0.194
4A	**156-6078●**	0.270	0.250	0.240	0.220	0.194

TR5 Fuseholders and Sockets

Littelfuse

951-6360 PCB Socket
H = 7.4, Dia = 10
Lead length = 3.8
Lead pitch = 7.18

111-6371+111-6373
Panel mount
H = 18, Dia = 15
Depth behind panel = 7
Panel cut-out = 12.7

111-6371+111-6372
PCB mount
H = 18, Dia = 15
Lead length = 5
Lead pitch = 7.62

PCB mounting two pin socket and choice of fuseholder with either panel mounting with solder tab terminations or PCB mounting pins.
Images show Fuseholder and Cap assembled, these are ordered seperately. The clear cover will fit either fuseholder, allowing the fuse to be visible.

204384

	Mftrs. List No.	Order Code	Price Each 1+	25+	50+	100+
PCB Socket	55900000001	**951-6360●**	0.40	0.36	0.34	0.29
Clear Cap	57500000001	**111-6371●**	0.31	0.30	0.22	0.18
Panel Mount Fuseholder	57000000001	**111-6373●**	0.96	0.79	0.57	0.41
PCB Mount Fuseholder	57100000001	**111-6372●**	0.88	0.74	0.63	0.48

TR5 Fuse Kit

Littelfuse

Selection kit containing popular values from the TR5 fuse range and the PCB mounting socket. The kit can be restocked when required.

H = 20, W = 211, D = 105

Kit contains 10 each of the following:

19370K Series (Quick blow)	250mA, 1A, 1.25A, 1.6A, 2A
19372K Series (Antisurge)	160mA, 200mA, 315mA, 500mA, 630mA, 800mA, 1A, 1.6A, 2A, 2.5A, 3.15A, 4A
19559 PCB Socket	

204410

Order Code	Price Each 1+	5+	10+
581-434	60.80	57.76	54.70

Radial Lead Micro Fuse

Bussmann

- Fast acting or time delay versions available
- Can be soldered directly into a print circuit board or plugged into a fuseholder (303-1780)
- **SEMKO** and **VDE** approved except for 5A
- **UL** recognised and **CSA** approved
- Complies with **IEC60127-3**

H = 7.7 Dia. = 8.4 Lead pitch = 5
Lead length = 4.3 Lead dia. = 0.6

Voltage rating	250V ac	Mftrs. List No.	Fast Acting = BK/EFF + rating
Breaking capacity	35A or 10 times rated current (whichever is the greater)		Time Delay = BK/ETF + rating

204549

Order Multiple=10 Rating	Order Code	Price Each 10+	50+	100+	500+
Fast Acting					
250mA	**303-0015●**	0.56	0.44	0.39	0.34
500mA	**303-0040●**	0.56	0.44	0.39	0.34
1A	**303-0076●**	0.47	0.39	0.34	0.31
2A	**303-0106●**	0.47	0.39	0.34	0.31
5A	**303-0143●**	0.47	0.39	0.34	0.31
Time Delay					
80mA	**302-9864●**	0.67	0.53	0.43	0.38
100mA	**302-9876●**	0.59	0.47	0.42	0.36
250mA	**302-9890●**	0.46	0.37	0.33	0.28
315mA	**302-9906●**	0.59	0.47	0.42	0.36
500mA	**302-9920●**	0.56	0.44	0.39	0.34
800mA	**302-9931●**	0.47	0.39	0.34	0.31
1A	**302-9943●**	0.47	0.39	0.34	0.31
2A	**302-9979●**	0.47	0.39	0.34	0.31
2.5A	**302-9980●**	0.47	0.39	0.34	0.31
3.15A	**302-9992●**	0.47	0.39	0.34	0.31
4A	**303-0003●**	0.47	0.39	0.34	0.31

Radial Lead Micro Fuseholder

multicomp

TR5 Style Fuses

- Precision turned, anti wicking pin design
- Twist free, low profile construction
- High retention design to prevent fuse walkout during heavy vibrations
- Side and end stackable
- UL94-V0 moulding
- 200 operations minimum life
- **UL** Recognised

W = 7.62, D = 2.54, Lead pitch = 5.08mm

Current rating	3A	Insulation resistance	1000MR @ 100V
Contact resistance	≤4mohm	Operating temperature	-55 to 125°C

484545

Order Multiple=10 Mftrs. List No.	Order Code	Price Each 10+	50+	100+	500+
MCBK/PCS	**143-7180●**	0.26	0.25	0.24	0.23

FOR MORE INFORMATION & CHOICE
Product Search
Polyswitch
GO
RoHS Compliant Items Only | Advanced Search

Quick Blow - F

Type MSF - 250V

SCHURTER ELECTRONIC COMPONENTS

Fuse Holder

- Low breaking capacity
- Dircetly solderable into printed circuit boards
- Conform to IEC 60127-3/3, EN 60127-3/3, UL 248-14, CSA C22.2 No. 248.14
- Approvals: **CSA, SEMKO, SEV** & **VDE**, **UL** Recognised

Body: Dia. = 8.5, H = 8.5
Pin: Dia. = 0.64, L = 4.3, Pitch = 5.08mm

Rated Voltage	250V	Operating temperature	-25 to 85°C
Breaking capacity	35A @ Vn or 10 X In @ Vn,		

Mftrs. List No.	Order Code	Mftrs. List No.	Order Code
0034.6000	121-4674	0034.6011	121-4681
0034.6001	121-4675	0034.6012	121-4682
0034.6004	121-4677	0034.6014	121-4683
0034.6005	121-4678	0034.6017	121-4686
0034.6010	121-4680	0034.6019	121-4687
		0031.7601	121-4707

Wire Ended Fuses - continued

Quick Blow - F - continued

Type MSF - 250V - continued

244693

Order Multiple = Pack

Rating	Order Code	Price per Pack 1+	5+	10+
40mA	121-4674●	4.50	3.90	3.67
50mA	121-4675●	4.50	3.90	3.67
100mA	121-4677●	4.50	3.90	3.67
125mA	121-4678●	3.03	2.65	2.44
400mA	121-4680●	4.04	3.53	3.25
500mA	121-4681●	4.04	3.53	3.25
630mA	121-4682●	3.23	2.82	2.60
1A	121-4683●	4.04	3.53	3.25
2A	121-4686●	4.04	3.53	3.25
3.15A	121-4687●	4.04	3.53	3.25
Fuse Holder	121-4707●	3.68	3.21	3.03

Time - Lag (T)

MXT 250 Series

- High breaking capacity
- Directly solderable on PCB
- Tin plated copper leads
- 5.08mm pin pitch
- Approved according to IEC 60127-3/4
- **VDE, CCC** Approved. **UL** Recognised

Breaking capacity	100A
Rated Voltage	250V ac
Operating Temperature Range	-55°C to 125°C

Body - H = 8.5, Dia. = 8.5mm
Pins - L = 8.5, Dia. = 0.64mm

522359

Order Multiple=10

Rating	Mftrs. List No.	Order Code	Price Each 10+	50+	100+	500+
0.8A	0034.6914	163-7534●	0.35	0.32	0.29	0.25
1A	0034.6915	163-7535●	0.35	0.32	0.29	0.25
1.25A	0034.6916	163-7536●	0.35	0.32	0.29	0.25
1.6A	0034.6917	163-7537●	0.35	0.32	0.29	0.25
2A	0034.6918	163-7539●	0.35	0.32	0.29	0.25
2.5A	0034.6919	163-7541●	0.35	0.32	0.29	0.25
3.15A	0034.6920	163-7542●	0.35	0.32	0.29	0.25
4A	0034.6921	163-7543●	0.35	0.32	0.29	0.25
5A	0034.6922	163-7544●	0.35	0.32	0.29	0.25
6.3A	0034.6923	163-7545●	0.35	0.32	0.29	0.25
8A	0034.6924	163-7546●	0.35	0.32	0.29	0.25
10A	0034.6925	163-7547●	0.35	0.32	0.29	0.25

Two Pin Socket

A two pin socket adaptor suitable for the PC-Tron™, TE5 or TR5 European fuse, for mounting on a PC board. (N.B. Fuse leads to be reduced in length to fit the PC-Tron™ and TE5)

Body L = 7.62, W = 2.54, D = 2.54
Pins: L = 2.92, Dia = 0.51, Pitch = 5.08

204454

Order Code	Price Each 10+	50+	100+	500+
108-7070●	0.33	0.27	0.25	0.23

Axial Lead, Very Fast Acting

PicoFuse - 250V ac

L = 7.6, Dia. = 3.7, Lead dia. = 0.64 Supplied in Ammo pack (pack = 100)

- Solder coated axial leads
- **UL** recognised and **CSA** approved

Breaking capacity	50A @ 250V ac	Mftrs. List No.	263 + Rating
Operating temperature	-55°C to +125°C		

204552

Order Multiple=10

Rating	Order Code	Price Each 10+	100+	500+	1K+
62mA	992-1630●	1.08	0.84	0.75	0.64
125mA	992-1648●	1.08	0.84	0.75	0.64
250mA	992-1656●	1.08	0.84	0.75	0.64
375mA	992-1664●	0.62	0.49	0.43	0.37
500mA	992-1672●	1.08	0.84	0.75	0.64
750mA	992-1680●	1.08	0.84	0.75	0.64
1A	992-1699●	1.08	0.84	0.75	0.64
1.5A	992-1702●	0.62	0.49	0.43	0.37
2A	992-1710●	1.07	0.84	0.73	0.63
2.5A	992-1729●	1.08	0.84	0.75	0.64
3A	992-1737●	1.08	0.84	0.75	0.64
3.5A	992-1745●	1.08	0.84	0.75	0.64
4A	992-1753●	1.07	0.84	0.73	0.63
5A	992-1761●	1.08	0.84	0.75	0.64

Axial Lead - 2.8mm Diameter

Body - Dia. = 2.8, L = 7.6mm
Leads - Dia. = 0.64, L = 38.1mm

- Very Fast-Acting and Slow Blow fuses
- Very Fast-Acting DC Interrupt rating - 300A @ 125V dc
- Slow Blow DC Interrupt rating - 50A @ 125V dc
- Operating temperature -55°C to +125°C
- Solder coated copper wire leads.
- Encapsulated, epoxy-coated body
- **UL** Recognised

Mftrs. List No. Very Fast-Acting: MCPFP + Rating Slow Blow: MCPSP + Rating

505662

Order Multiple=10

Rating (A)	Order Code	Price Each 10+	50+	100+	500+	1K+
Very Fast-Acting						
0.1A	156-6023●	0.30	0.28	0.25	0.22	0.21
0.125A	156-6024●	0.30	0.28	0.25	0.22	0.21
0.25A	156-6025●	0.30	0.28	0.25	0.22	0.21
0.5A	156-6026●	0.30	0.28	0.25	0.22	0.21
1A	156-6028●	0.30	0.28	0.25	0.22	0.21
1.5A	156-6029●	0.30	0.28	0.25	0.22	0.21
2A	156-6030●	0.30	0.28	0.25	0.22	0.21
2.5A	156-6031●	0.30	0.28	0.25	0.22	0.21
3A	156-6032●	0.30	0.28	0.25	0.22	0.21
3.15A	156-6033●	0.30	0.28	0.25	0.22	0.21
3.5A	156-6034●	0.30	0.28	0.25	0.22	0.21
4A	156-6035●	0.30	0.28	0.25	0.22	0.21
5A	156-6036●	0.30	0.28	0.25	0.22	0.21
6.3A	156-6037●	0.30	0.28	0.25	0.22	0.21
7A	156-6038●	0.30	0.28	0.25	0.22	0.21
8A	156-6041●	0.30	0.28	0.25	0.22	0.21
10A	156-6042●	0.30	0.28	0.25	0.22	0.21
Slow Blow						
0.5A	156-6043●	0.40	0.38	0.36	0.34	0.31
1A	156-6044●	0.40	0.38	0.36	0.34	0.31
1.5A	156-6045●	0.40	0.38	0.36	0.34	0.31
2A	156-6046●	0.40	0.38	0.36	0.34	0.31
2.5A	156-6047●	0.40	0.38	0.36	0.34	0.31
3A	156-6048●	0.40	0.38	0.36	0.34	0.31
4A	156-6049●	0.40	0.38	0.36	0.34	0.31
5A	156-6050●	0.40	0.38	0.36	0.34	0.31

Axial Lead Quick Blow (F) Washable

Microtron® - 125V ac/dc

L = 7.49, Dia. = 3.0, Lead length = 31.7, Lead dia. = 0.64
Supplied bandoliered on tape (reel = 2K5 pcs).

The Microtron® subminiature fuse is hermetically sealed and manufactured from high temperature plastic, allowing board washing. Black markings are etched on a gold background with flammability to **UL94V-0**, **CSA** approved, **UL** Recognised.

Voltage Rating	125V ac/dc	Interrupt rating -dc	300
Interrupt rating - ac	50A	Mftrs. List No.	MCR + rating

204425

Order Multiple=10

Rating	Order Code	Price Each 10+	100+	500+
125mA	112-3043●	0.73	0.64	0.58
250mA	112-3042●	0.52	0.46	0.42
375mA	112-3049●	0.49	0.43	0.39
500mA	112-3041●	0.73	0.64	0.58
1A	112-3036●	0.73	0.64	0.58
1.5A	112-3037●	0.73	0.64	0.58
2A	112-3045●	0.58	0.51	0.47
2.5A	112-3046●	0.73	0.64	0.58
3A	112-3047●	0.73	0.64	0.58
4A	112-3050●	0.73	0.64	0.58
5A	112-3052●	0.39	0.34	0.31
7A	112-3053●	0.49	0.43	0.39
10A	112-3044●	0.73	0.64	0.58

Subminature - Axial Lead

Fast Acting, Washable - 125V ac/dc

Length: Body = 7.1mm, Lead = 38mm Dia: Body = 3.18mm

- Hermetically sealed
- Manufactured from high temperature epoxy plastic
- Tin-lead plated copper lead wires
- Interrupt 50A at 125V ac/dc
- Flammability rated to **UL94V-0**
- **CSA** approved and **UL** Recognised.

Voltage Rating	125V ac/dc	Interrupt rating -dc	300A
Interrupt rating - ac	50A	Mftrs. List No.	BK1/MCRW + rating

407009

8

RL Re-reeling available

Order Multiple=10		Price Each		
Rating	Order Code	1+	100+	500+
100mA	120-2387●	0.81	0.73	0.63
125mA	120-2389●	0.58	0.53	0.45
200mA	120-2392●	0.58	0.53	0.45
250mA	120-2393●	0.58	0.53	0.45
500mA	120-2395●	0.58	0.53	0.45
1A	120-2397●	0.58	0.53	0.45
1.5A	120-2398●	0.58	0.53	0.45
2A	120-2399●	0.58	0.53	0.45
2.5A	120-2400●	0.32	0.29	0.25
3A	120-2401●	0.58	0.53	0.45
4A	120-2402●	0.58	0.53	0.45
5A	120-2403●	0.58	0.53	0.45
7A	120-2404●	0.58	0.53	0.45
10A	120-2405●	0.58	0.53	0.45
12A	120-2407●	0.58	0.53	0.45
15A	120-2408●	0.58	0.53	0.45

Axial Lead - Quick Blow (F)

Type 172322

- Subminiature size
- **CSA** Approved, **UL**Recognised

L (body) = 8mm, L (lead) = 39mm
Dia. (body) = 2.36mm, Dia. (lead) = 0.62mm

Breaking capacity 50A @ 125V Operating temperature -55 to 85°C

428994

Order Multiple=10			Price Each			
Mftrs. List No.	Rating	Order Code	10+	50+	100+	250+
7010703013	250mA	116-2748●	0.68	0.49	0.40	0.33
7010707013	1A	116-2750●	0.85	0.52	0.40	0.31
70107080	1.5A	116-2742●	0.85	0.52	0.40	0.31
7010709013	2A	116-2751●	0.85	0.52	0.40	0.31
7010710013	2.5A	116-2752●	0.85	0.52	0.40	0.31
7010711013	3A	116-2753●	0.85	0.52	0.40	0.31
710712013	4A	116-2745●	0.85	0.52	0.40	0.31
7010713013	5A	116-2754●	0.85	0.52	0.40	0.31
7010714013	7A	116-2756●	0.57	0.41	0.32	0.26
701071513.	10A	116-2744●	0.71	0.44	0.34	0.26

Axial Lead - 3.18mm Diameter

50A @ 250V ac Interrupt Rating

New

Body - Dia. = 3.18, L = 7.6mm
Leads - Dia. = 0.64, L = 38.1mm

- Very Fast-Acting and Slow Blow fuses
- Operating temperature -55°C to +125°C
- Solder coated copper wire leads.
- Encapsulated, epoxy-coated body
- **UL** Recognised

Mftrs. List No. Very Fast-Acting: MCPEP + Rating Slow Blow: MCPMP + Rating

505652

Order Multiple=10		Price Each				
Rating (A)	Order Code	10+	50+	100+	500+	1K+
Very Fast-Acting						
0.1A	156-6005●	0.30	0.28	0.25	0.22	0.21
0.125A	156-6006●	0.30	0.28	0.25	0.22	0.21
0.25A	156-6007●	0.30	0.28	0.25	0.22	0.21
0.375A	156-6008●	0.30	0.28	0.25	0.22	0.21
0.5A	156-6009●	0.30	0.28	0.25	0.22	0.21
1A	156-6010●	0.30	0.28	0.25	0.22	0.21
2A	156-6011●	0.30	0.28	0.25	0.22	0.21
3A	156-6012●	0.30	0.28	0.25	0.22	0.21
4A	156-6013●	0.30	0.28	0.25	0.22	0.21
5A	156-6014●	0.30	0.28	0.25	0.22	0.21
Slow Blow						
0.5A	156-6016●	0.40	0.38	0.36	0.34	0.31
1A	156-6017●	0.40	0.38	0.36	0.34	0.31
1.25A	156-6018●	0.40	0.38	0.36	0.34	0.31
2A	156-6019●	0.40	0.38	0.36	0.34	0.31
3A	156-6020●	0.40	0.38	0.36	0.34	0.31
5A	156-6021●	0.40	0.38	0.36	0.34	0.31
7A	156-6022●	0.40	0.38	0.36	0.34	0.31

Fast Acting 491 Series

Lead dia = 0.64 L = 7.62 Dia = 2.62

- Fast acting protection from excess current
- Designed for protection of circuits on the secondary side of the transformer

Voltage Rating 60V Mftrs. List No. 491 + Rating

204518

Order Multiple=10		Price Each					
Rating	Order Code	10+	50+	100+	250+	500+	1K+
250mA	994-3919●	0.36	0.34	0.32	0.31	0.30	0.29
400mA	994-3935●	0.36	0.34	0.32	0.31	0.30	0.29
500mA	994-3943●	0.36	0.34	0.32	0.31	0.30	0.29
630mA	994-3951●	0.36	0.34	0.32	0.31	0.30	0.29
750mA	994-3960●	0.36	0.34	0.32	0.31	0.30	0.29
1A	994-3986●	0.36	0.34	0.32	0.31	0.30	0.29
2A	994-3994●	0.36	0.34	0.32	0.31	0.30	0.29
2.5A	994-4001●	0.26	0.25	0.24	0.23	0.22	0.21
3A	994-4010●	0.36	0.34	0.32	0.31	0.30	0.29
3.15A	994-4028●	0.36	0.34	0.32	0.31	0.30	0.29
4A	994-4036●	0.36	0.34	0.32	0.31	0.30	0.29
5A	994-4044●	0.26	0.25	0.24	0.23	0.22	0.21

Barrier Network Fuses

Axial barrier network fuses featuring high break capacity in a compact size. Designed for industrial applications in barrier circuits.
Available as leaded or SMD versions

L (Body) = 4.6, Dia = 3.02mm.
Length (O/A) = 8.4, Lead dia. = 0.6mm

Voltage rating (Vn) 250Vac/dc Breaking Capacity 4000A
Mftrs. List No. 242 + Rating

204462

Order Multiple=5				Price Each		
Rating	Order Code	5+	25+	50+	100+	500+
Leaded						
50mA	118-3970●	2.46	2.07	1.76	1.44	1.16
80mA	118-3971●	2.46	2.07	1.76	1.44	1.16
100mA	118-3972●	2.46	2.07	1.76	1.44	1.16
160mA	992-2423●	1.72	1.45	1.23	1.01	0.82
200mA	992-2431●	1.20	1.02	0.86	0.71	0.57
250mA	992-2440●	2.46	2.07	1.76	1.44	1.16

Axial Lead

PicoFuse - 125V ac/dc

L = 7.1, Dia. = 2.4 (992-2067 to 992-2113 = 3.2), Lead dia. = 0.64 (992-2059 = 0.81)
Supplied bandoliered on tape (reel = 1K pcs)

Quick blow and antisurge fuses with solder coated axial leads. **UL** Recognised and **CSA** approved.

Breaking capacity 300A @ 125V dc, 300A @ 125V ac (992-1931 to 992-2040)
300A @ 32V dc, 50A @ 32V ac (992-2059)
50A @ 125V ac/dc (992-2067 to 992-2113)
Operating temperature -55°C to +125°C
Mftrs. List No. Quick Blow: 251 + Rating Antisurge: 473 + Rating

204433

Order Multiple=10		Price Each				
Rating	Order Code	10+	50+	100+	500+	1K+
Quick Blow (F)						
62mA	992-1931●	0.69	0.65	0.63	0.59	0.47
125mA	992-1940●	0.69	0.65	0.63	0.59	0.47
250mA	992-1958●	0.69	0.65	0.63	0.59	0.47
500mA	992-1966●	0.69	0.65	0.63	0.59	0.47
1A	992-1974●	0.69	0.65	0.63	0.59	0.47
1.5A	992-1982●	0.69	0.65	0.63	0.59	0.47
2A	992-1990●	0.69	0.65	0.63	0.59	0.56
3A	992-2008●	0.69	0.65	0.63	0.59	0.56
4A	992-2016●	0.69	0.65	0.63	0.59	0.47
5A	992-2024●	0.69	0.65	0.63	0.59	0.47
7A	992-2032●	0.69	0.65	0.63	0.59	0.47
10A	992-2040●	0.69	0.65	0.63	0.59	0.47
15A	992-2059●◆	0.69	0.65	0.63	0.59	0.47
Antisurge (T)						
500mA	992-2067●	0.85	0.82	0.78	0.75	0.69
1A	992-2075●	0.85	0.82	0.78	0.75	0.69
2A	992-2083●	0.85	0.82	0.78	0.75	0.69
3A	992-2091●	0.85	0.82	0.78	0.75	0.69
4A	992-2105●	0.88	0.84	0.80	0.77	0.71
5A	992-2113●	0.85	0.82	0.78	0.75	0.69

◆ = 32V ac/dc working voltage only

Radial Lead - Rectangular

35A @ 250V ac Interrupt Rating

New



- Fast-Acting and Slow Blow fuses
- 35A or 10 x Rated current (Whichever is greater) @ 250V ac Interrupt rating
- Operating temperature -55°C to +125°C
- Tin plated alloy leads.
- Black thermoplastic body
- **UL** Recognised, **VDE**, **CSA**, **SEMKO** and **CCC** Approved

Body - H = 7.7, W = 8.35, D = 4.3mm
Leads - Dia. = 0.62, L = 22, Pitch = 5.08mm

Mftrs. List No. Fast-Acting: MCMSF + Rating Slow Blow: MCMST + Rating

Wire Ended Fuses - continued

Radial Lead - Rectangular - continued

35A @ 250V ac Interrupt Rating - continued

505667

Order Multiple=10		Price Each				
Rating (A)	Order Code	10+	50+	100+	500+	1K+
Fast-Acting						
0.8A	**156-6079●**	0.300	0.290	0.280	0.250	0.220
1A	**156-6080●**	0.300	0.290	0.280	0.250	0.220
1.25A	**156-6081●**	0.300	0.290	0.280	0.250	0.220
1.6A	**156-6082●**	0.300	0.290	0.280	0.250	0.220
2A	**156-6083●**	0.300	0.290	0.280	0.250	0.220
2.5A	**156-6084●**	0.300	0.290	0.280	0.250	0.220
3.15A	**156-6085●**	0.300	0.290	0.280	0.250	0.220
4A	**156-6086●**	0.300	0.290	0.280	0.250	0.220
5A	**156-6087●**	0.300	0.290	0.280	0.250	0.220
6.3A	**156-6089●**	0.300	0.290	0.280	0.250	0.220
Slow Blow						
0.16A	**156-6091●**	0.270	0.250	0.240	0.220	0.194
0.2A	**156-6092●**	0.270	0.250	0.240	0.220	0.194
0.25A	**156-6093●**	0.270	0.250	0.240	0.220	0.194
0.28A	**156-6094●**	0.260	0.250	0.240	0.210	0.191
0.315A	**156-6095●**	0.270	0.250	0.240	0.220	0.194
0.4A	**156-6096●**	0.270	0.250	0.240	0.220	0.194
0.5A	**156-6097●**	0.270	0.250	0.240	0.220	0.194
0.63A	**156-6098●**	0.270	0.250	0.240	0.220	0.194
0.8A	**156-6099●**	0.270	0.250	0.240	0.220	0.194
1A	**156-6100●**	0.270	0.250	0.240	0.220	0.194
1.25A	**156-6101●**	0.270	0.250	0.240	0.220	0.194
1.6A	**156-6102●**	0.270	0.250	0.240	0.220	0.194
2A	**156-6103●**	0.270	0.250	0.240	0.220	0.194
2.5A	**156-6104●**	0.270	0.250	0.240	0.220	0.194
3.15A	**156-6105●**	0.270	0.250	0.240	0.220	0.194
4A	**156-6107●**	0.270	0.250	0.240	0.220	0.194

Radial Lead, Ultra Rapid (FF)

PC-Tron™ - 125/250V ac



H = 8.89, W = 8.89, D = 4.67,
Lead pitch = 5.1, Lead dia. = 0.38
Lead length 19

Supplied bandoliered on tape (reel of 500 pieces) or bulk packed with lead length of 2.54.

The PC-Tron™ high speed subminiature fuse offers excellent short circuit performance, the I^2t energy let-through being a fraction of that of a typical glass fuse. The fuse may be directly soldered to a printed circuit or alternatively plugged into a two pin socket and is fully board washable. **UL** Recognised and **CSA** approved.

Voltage rating 250V ac (149-125 = 250V ac) Interrupt rating 50A @ 250V ac, 10000A @ 125V ac

Lead Length 19

Fuse Rating	Cold Resistance Ω 10% Rated Current Nominal Value	Order Code	Fuse Rating	Cold Resistance Ω 10% Rated Current Nominal Value	Order Code
500mA	1.65	**112-3055**	2.5A	0.1	**112-3058**
1A	0.518	**112-3057**	3A	0.071	**112-3061**
1.5A	0.248	**112-3056**	5A	0.02	**112-3070**
2A	0.15	**112-3059**			

Lead Length 2.54

		Order Code			Order Code
500mA	1.65	**112-3064**	2.5A	0.1	**112-3066**
1A	0.518	**112-3065**	3A	0.071	**112-3069**
1.5A	0.248	**112-3062**	5A	0.02	**112-3071**
2A	0.15	**112-3067**			

Mftrs. List No. Lead Length 19 = TR/PCB + Rating Lead Length 2.54 = PCC + Rating

204444

Order Multiple=10	Price Each			
Order Code	10+	50+	100+	500+
All Values	1.11	1.06	1.00	0.97

TE5 Fuses

395 Series



- Available in quick blow (F) or antisurge (T)
- Can be mounted into a 2 pin socket or soldered into a PCB
- Low internal resistance
- Halogen free
- Thermoplastic fuse body
- **UL** Recognised

Supplied on tape, concertina folded into 1250 pcs per box

H = 8, W = 8.8, D = 4mm

FOR SUITABLE SOCKET SEE ORDER CODE **108-7070**

Voltage Rating 125V Breaking capacity 100A 125V ac

N.B. Leads will need to be cut down to fit into socket

204460

Order Multiple=5		Price Each				
Rating	Order Code	5+	50+	100+	500+	1K2+
Quick Blow (F)						
50mA	**529-310**	1.110	1.010	0.950	0.920	0.840
200mA	**951-6212●**	0.470	0.420	0.360	0.300	0.270
250mA	**529-369**	0.450	0.400	0.350	0.290	0.260
315mA	**529-370**	0.340	0.300	0.260	0.220	0.192
500mA	**529-382**	0.450	0.400	0.350	0.290	0.260
1A	**529-394**	0.450	0.400	0.350	0.290	0.260
1.6A	**529-412**	0.450	0.400	0.350	0.290	0.260
2A	**529-424**	0.450	0.400	0.350	0.290	0.260
3.15A	**529-436**	0.450	0.400	0.350	0.290	0.260
4A	**951-6220●**	0.470	0.420	0.360	0.300	0.270
Antisurge (T)						
50mA	**951-6239●**	0.690	0.630	0.540	0.520	0.500
100mA	**951-6247●**	0.500	0.450	0.370	0.340	0.330
125mA	**529-473**	0.480	0.430	0.360	0.330	0.320
160mA	**951-6255●**	0.500	0.450	0.370	0.340	0.330
200mA	**951-6263●**	0.500	0.450	0.370	0.340	0.330
250mA	**951-6271●**	0.500	0.450	0.370	0.340	0.330
315mA	**529-515**	0.480	0.430	0.360	0.330	0.320
500mA	**529-527**	0.480	0.430	0.360	0.330	0.320
630mA	**529-539**	0.480	0.430	0.360	0.330	0.320
800mA	**529-540**	0.360	0.320	0.270	0.250	0.240
1A	**951-6280●**	0.500	0.450	0.370	0.340	0.330
1.25A	**951-6298●**	0.500	0.450	0.370	0.340	0.330
1.6A	**951-6301●**	0.500	0.450	0.370	0.340	0.330
2A	**951-6310●**	0.500	0.450	0.370	0.340	0.330
2.5A	**951-6328●**	0.500	0.450	0.370	0.340	0.330
3.15A	**951-6336●**	0.500	0.450	0.370	0.340	0.330
4A	**951-6344●**	0.500	0.450	0.370	0.340	0.330
5A	**951-6352●**	0.500	0.450	0.370	0.340	0.330

Sub-Miniature - BASEEFA Approved

Quick Blow (F)

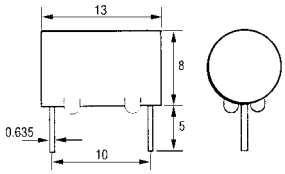

Hermetically sealed within a nylon body, this range of quick blow fuses are approved to **BASEEFA BS5501** and **EN50014-39**.

Voltage Rating (Vn) 125Vac/dc Breaking Capacity 50A@125V ac
300A@125V dc

Mftrs. List No. 259 + Rating

204458

Order Multiple=10		Price Each			
Rating	Order Code	10+	50+	100+	250+
62mA	**994-3528●**	2.20	1.95	1.85	1.64
125mA	**994-3536●**	2.20	1.95	1.85	1.64
250mA	**994-3544●**	2.20	1.95	1.85	1.64
375mA	**994-3552●**	2.20	1.95	1.85	1.64
500mA	**994-3560●**	2.20	1.95	1.85	1.64
750mA	**994-3579●**	2.20	1.95	1.85	1.64
1A	**994-3587●**	2.20	1.95	1.85	1.64

Automotive Fuses

Mini Blade - Fast Acting (F)

- Miniature blade style fuse
- Popular in automotive applications and compact portable equipment
- Colour coded for easy identification of value

Voltage rating 32V dc Breaking capacity 1000A @ 32V dc
Mftrs. List No. 297 + rating

H = 8.75 W = 10.92 D = 3.81 Blade L = 7.5

204516

Order Multiple=5			Price Each				
Rating	Colour Code	Order Code	5+	25+	50+	100+	250+
2A	Grey	**994-3811●**	0.270	0.260	0.250	0.230	0.220
3A	Violet	**994-3820●**	0.270	0.260	0.250	0.230	0.220
4A	Pink	**994-3838●**	0.199	0.191	0.183	0.174	0.163
5A	Tan	**994-3846●**	0.270	0.260	0.250	0.230	0.220
7.5A	Brown	**994-3854●**	0.270	0.260	0.250	0.230	0.220
10A	Red	**994-3862●**	0.270	0.260	0.250	0.230	0.220
15A	Blue	**994-3870●**	0.270	0.260	0.250	0.230	0.220
20A	Yellow	**994-3889●**	0.270	0.260	0.250	0.230	0.220
25A	Natural	**994-3897●**	0.192	0.184	0.176	0.168	0.157
30A	Green	**994-3900●**	0.270	0.260	0.250	0.230	0.220

Coming soon

Register your interest for items that are 'Coming Soon' at **www.farnell.co.uk** and we'll email you to let you know that they're in stock.

RL Re-reeling available

Farnell

ATO Series Fuses
Fast Acting

New

Blade type fuses designed specifically for use in automotive applications although now particularly common in portable electronics. Fuses are colour coded for ease of identification.

H (Body) = 12.2, W = 19.1, D = 5mm
Blade L = 6.8, W = 5.1mm

Voltage rating 32V
Mftrs. List No. MCATQ + rating

509891

Order Multiple = 5

Current Rating	Colour	Order Code	Price Each 5+	25+	50+	100+	250+
3A	Violet	**158-6584●**	0.092	0.086	0.080	0.074	0.068
4A	Pink	**158-6585●**	0.092	0.086	0.080	0.074	0.068
5A	Tan	**158-6586●**	0.092	0.086	0.080	0.074	0.068
7.5A	Brown	**158-6587●**	0.092	0.086	0.080	0.074	0.068
10A	Red	**158-6588●**	0.092	0.086	0.080	0.074	0.068
15A	Blue	**158-6589●**	0.092	0.086	0.080	0.074	0.068
20A	Yellow	**158-6590●**	0.092	0.086	0.080	0.074	0.068
25A	Natural	**158-6591●**	0.092	0.086	0.080	0.074	0.068
30A	Green	**158-6593●**	0.092	0.086	0.080	0.074	0.068
35A	Purple	**158-6594●**	0.092	0.086	0.080	0.074	0.068

Mini Blade Fuses
Fast Acting

New

- Miniature blade style fuse
- Popular in automotive applications and compact portable equipment
- Colour coded for easy identification of value

H(Body) = 9, W = 111 D = 3.81mm.
Blade L = 7.5, W = 2.8mm

Voltage rating 32V dc
Mftrs. List No. MCAST + rating

509890

Order Multiple = 5

Rating	Colour	Order Code	Price Each 5+	25+	50+	100+	250+
3A	Violet	**158-6572●**	0.160	0.149	0.137	0.126	0.114
4A	Pink	**158-6573●**	0.160	0.149	0.137	0.126	0.114
5A	Tan	**158-6574●**	0.160	0.149	0.137	0.126	0.114
7.5A	Brown	**158-6575●**	0.160	0.149	0.137	0.126	0.114
10A	Red	**158-6576●**	0.160	0.149	0.137	0.126	0.114
15A	Blue	**158-6577●**	0.160	0.149	0.137	0.126	0.114
20A	Yellow	**158-6578●**	0.160	0.149	0.137	0.126	0.114
25A	Natural	**158-6581●**	0.160	0.149	0.137	0.126	0.114
30A	Green	**158-6582●**	0.160	0.149	0.137	0.126	0.114

Blade Fuses for Harsh Environments
FK1 Mini Blade

- Manufactured from thermoplastic
- **UL 94-V0**, heat resistant
- Blade contacts edge protected
- Breaking capacity 1000A @ 32V dc
- **UL** Recognised

SICHN505

Rating (A)	Colour	Mftrs. List No.	Order Code	Price Each 1+	10+	50+	100+
3	Violet	168.6785.4307	**307-877●**	0.31	0.29	0.28	0.26
5	Tan	168.6785.4507	**307-889●**	0.33	0.31	0.30	0.27
7.5	Brown	168.6785.4757	**307-890●**	0.31	0.29	0.28	0.26
10	Red	168.6785.5107	**308-330●**	0.31	0.29	0.28	0.26
15	Blue	168.6785.5157	**308-341●**	0.30	0.28	0.27	0.25
20	Yellow	168.67855207	**308-353●**	0.30	0.28	0.27	0.25
25	Clear	168.6785.5257	**308-377●**	0.31	0.29	0.28	0.26

Mini Blade Series Fuses
LED Indicator

New

- Mini Blade fuses
- Integrated LED
- Illuminated to indicate fuse failure
- Colour coded for easy identification of fuse value
- Designed specifically for use in automotive applications although now common in consumer electronics

H - O/A = 16.5, Body = 9, Blades = 7.5mm
W - Body = 11.2, Blades = 2.85. D - Body = 4, Blades = 0.83mm

506889

Order Multiple=10

Current Rating	Colour	Mftrs. List No.	Order Code	Price Each 10+	50+	100+	250+	500+
5A	Tan	MCASP-L-E 5A	**156-9163●**	0.290	0.270	0.240	0.220	0.194
7.5A	Brown	MCASP-L-E 7.5A	**156-9164●**	0.290	0.270	0.240	0.220	0.194
10A	Red	MCASP-L-E 10A	**156-9165●**	0.290	0.270	0.240	0.220	0.194
15A	Blue	MCASP-L-E 15A	**156-9166●**	0.290	0.270	0.240	0.220	0.194
20A	Yellow	MCASP-L-E 20A	**156-9167●**	0.290	0.270	0.240	0.220	0.194
25A	Natural	MCASP-L-E 25A	**156-9169●**	0.290	0.270	0.240	0.220	0.194
30A	Green	MCASP-L-E 30A	**156-9171●**	0.290	0.270	0.240	0.220	0.194

ATO Series - Fast Acting (F)

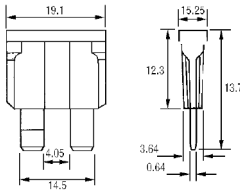

Blade type fuses designed specifically for use in automotive applications although now particularly common in portable electronics. Fuses are colour coded for ease of identification.

Voltage rating 32V Breaking capacity 1000A Mftrs. List No. 257 + rating

204435

Order Multiple=10

Current Rating	Colour	Order Code	Price Each 10+	50+	100+	250+	500+
1A	Black	**994-3471●**	0.130	0.125	0.117	0.110	0.103
2A	Grey	**994-3480●**	0.130	0.125	0.117	0.110	0.103
3A	Violet	**994-3390●**	0.130	0.125	0.117	0.110	0.103
4A	Pink	**994-3498●**	0.130	0.125	0.117	0.110	0.103
5A	Tan	**994-3404●**	0.130	0.125	0.117	0.110	0.103
7.5A	Brown	**994-3412●**	0.130	0.125	0.117	0.110	0.103
10A	Red	**994-3420●**	0.130	0.125	0.117	0.110	0.103
15A	Blue	**994-3439●**	0.130	0.125	0.117	0.110	0.103
20A	Yellow	**994-3447●**	0.130	0.125	0.117	0.110	0.103
25A	Clear	**994-3455●**	0.130	0.125	0.117	0.110	0.103
30A	Green	**994-3463●**	0.130	0.125	0.117	0.110	0.103
35A	Blue Green	**135-4629●**	0.153	0.141	0.130	0.129	0.117
40A	Amber	**994-3501●**	0.130	0.125	0.117	0.110	0.103

ATO Series Fuses
LED Indicator

New

- Blade type fuses
- Integrated LED
- Illuminated to indicate fuse failure
- Colour coded for easy identification of fuse value
- Designed specifically for use in automotive applications although now common in consumer electronics

H - O/A = 18.96, Body = 15.54, Blades = 6.42mm
W - Body = 19, Blades = 5.24. D - Body = 5.12, Blades = 0.65mm

506878

Order Multiple=10

Current Rating	Colour	Mftrs. List No.	Order Code	Price Each 10+	50+	100+	250+	500+
5A	Tan	MCATP-L-E 5A	**156-9104●**	0.290	0.270	0.240	0.220	0.194
7.5A	Brown	MCATP-L-E 7.5A	**156-9157●**	0.290	0.270	0.240	0.220	0.194
10A	Red	MCATP-L-E 10A	**156-9158●**	0.290	0.270	0.240	0.220	0.194
15A	Blue	MCATP-L-E 15A	**156-9159●**	0.290	0.270	0.240	0.220	0.194
20A	Yellow	MCATP-L-E 20A	**156-9160●**	0.290	0.270	0.240	0.220	0.194
25A	Natural	MCATP-L-E 25A	**156-9161●**	0.290	0.270	0.240	0.220	0.194
30A	Green	MCATP-L-E 30A	**156-9162●**	0.290	0.270	0.240	0.220	0.194

Fuse Kits

Selection kits containing popular values of the ATO series and Mini blade series, fast acting blade style automotive fuses. Complete with complementary fuse puller. The kits can be restocked when required.

ATO Kit Contains:
15 each 10A, 15A, 30A
10 each 5A, 7.5A, 20A
5 each 1A, 2A, 3A, 4A, 25A
1 each Fuse puller

Mini Blade Kit Contains:
10 each 2A, 3A, 4A, 5A, 7.5A, 10A, 15A, 20A, 25A, 30A
1 each Fuse puller

204399

	Order Code	Price Each 1+	5+	10+
ATO Kit	**117-5176●**	19.59	18.03	16.09
Mini Blade Kit	**994-3781●**	17.85	16.44	14.58

Over 480,000 products online

RL Re-reeling available

Farnell

Automotive Fuses - continued

Fuseholder
Automotive

New

multicomp

Mini Blade Type - H = 11.2, W = 14.7, D = 4.8mm

ATO Type - H = 11.2, W = 19, D = 3.15mm

In-Line type

Fuse blocks and In-line fuseholders suitable for use with automotive blade type fuses.

509893

Current Rating	Type	Mftrs. List No.	Order Code	Price Each 1+	25+	50+	100+	250+
Fuse Blocks								
15A	Mini Blade	MCCQ-122	**158-6595●**	0.52	0.47	0.43	0.39	0.36
15A	ATO	MCCQ-121	**158-6596●**	0.52	0.47	0.43	0.39	0.36
In-Line Fuse Holders								
20A	ATO	MCCQ-211A	**158-6597●**	0.80	0.73	0.66	0.61	0.56
30A	ATO	MCCQ-211N	**158-6598●**	0.80	0.73	0.66	0.61	0.56
In-Line Fuse Holders - Splashproof								
30A	Mini Blade	MCCQ-211SN	**158-6599●**	0.80	0.73	0.66	0.61	0.56
30A	ATO	MCCQ-211CN	**158-6600●**	0.98	0.91	0.84	0.77	0.73

Blade Fuses for Harsh Environments
FKS ATO Style

Littelfuse

- Manufactured from thermoplastic, UL 94-V0 heat resistant
- Blade contacts, edge protected
- Breaking capacity 1000A @ 80V dc
- **UL** Recognised

SICHN503

Rating (A)	Colour	Mftrs. List No.	Order Code	Price Each 1+	10+	50+	100+
3	Violet	166.7000.4306	**309-424●**	1.16	0.95	0.81	0.71
5	Tan	166.7000.4506	**309-473●**	1.16	0.95	0.81	0.71
7.5	Brown	166.7000.4756	**309-620●**	1.16	0.95	0.81	0.71
10	Red	166.7000.5106	**309-631●**	1.16	0.95	0.81	0.71
15	Blue	166.7000.5156	**309-941●**	1.22	1.00	0.85	0.76
20	Yellow	166.7000.5206	**309-953●**	1.16	0.95	0.81	0.71
25	Clear	166.7000.5256	**309-965●**	1.14	0.93	0.79	0.70
30	Green	166.7000.5306	**309-977●**	1.27	1.03	0.87	0.77

Fuseholder

Littelfuse



In-line fuseholders suitable for use with automotive blade type fuses.

Maximum voltage rating 20A @ 32V, 20A @ 32V
Operating temperature -35°C to +100°C

Mftrs. List No. 01500260LXN = 994-3099 0FHAC0001LXN = 994-3382 0FHA0001LXN = 994-3110

204434

Standard	Order Code	Price Each 1+	25+	50+	100+	250+
20A	**994-3110●**	1.14	1.10	1.05	1.02	0.96
30A	**994-3099●**	1.16	1.12	1.08	1.04	0.98
Splashproof						
20A	**994-3382●**	2.32	2.23	2.14	2.03	1.93

PCB Fuseholders - ATO and Mini Blade Fuses

Littelfuse



H = 22.0 W = 21.8, D = 9.0 Lead Pitch = 9.3

Interlocking PCB Mount ATO Fuseholder which can be stacked end on or side on. Horizontal and vertical mounting Mini Blade PCB fuseholders

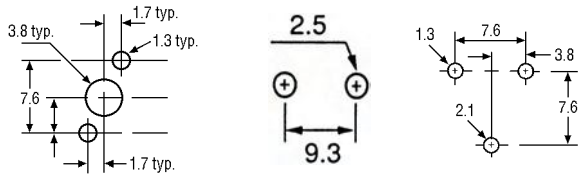

PCB Drilling

204407

	Order Code	Price Each 1+	25+	50+	100+	250+
ATO Fuseholder						
Vertical	**994-3510●**	1.27	1.14	1.02	0.91	0.84
Mini Blade Fuseholder						
Vertical	**994-3790●**	1.77	1.58	1.41	1.27	1.16
Horizontal	**994-3803●**	1.76	1.59	1.41	1.27	1.16

PCB Blade Fuseholder
ATO Style Fuses

Littelfuse

- Manufactured from black thermoplastic, **UL94V-0**
- Leaf spring connector system
- Solder terminals for through hole soldering
- Rated voltage 80V
- Maximum contact temperature 130°C

SICHN500

Mftrs. List No.	Order Code	Price Each 1+	10+	25+	50+
178.6165.0001	**310-499●**	0.70	0.66	0.64	0.61

In-Line Panel Mount Fuseholder

Littelfuse

- Easy mounting alternative for ATO blade fuses
- Interlocks for multiple mountings
- Supplied with crimp terminals

Maximum rating 20A Operating temperature -40°C to +85°C

204526

Type	Mftrs. List. No.	Order Code	Price Each 1+	10+	50+
Panel Mount	01550320ZXU	**994-3102●**	0.97	0.83	0.72
Screw Mount	178.6152.000	**310-517**	1.87	1.71	1.64

MAXI Fuse - Slow Blow

Littelfuse

- Higher current rating than MINI fuse
- Popular in automotive applications
- Colour coded
- **UL** recognised

Body H=21.6 W=29.2 D=8.9
Blade L=12.7 W=8.1 D=0.8

Current Rating (A)	Pre-arcing 1^2t (A^2S)	Voltage Rating (V)	Colour Code	Mftrs. List No.	Order Code
20	1100	32	Yellow	0299020.ZXOCR	994-3145
25	2087	32	Grey	0299025.TXN	135-4639
30	4070	32	Green	0299030.ZXOCR	994-3153
35	6032	32	Brown	0299035.TXN	135-4640
40	8450	32	Amber	0299040.ZXNV	994-3161
50	11300	32	Red	0299050.ZXNV	994-3170
60	15300	32	Blue	0299060.ZXOCR	994-3188
70	6900	32	Tan	0299070.TXN	135-4642
80	8800	32	Clear	0299080.TXN	135-4643

204551

Rating	Order Code	Price Each 1+	10+	50+	100+
20A	**994-3145●**	1.37	1.21	1.01	0.80
25A	**135-4639●**	1.38	1.21	1.01	0.80
30A	**994-3153●**	1.37	1.21	1.01	0.80
35A	**135-4640●**	1.38	1.21	1.01	0.80
40A	**994-3161●**	1.37	1.21	1.01	0.80
50A	**994-3170●**	1.37	1.21	1.01	0.80
60A	**994-3188●**	1.38	1.21	1.01	0.80
70A	**135-4642●**	1.38	1.21	1.01	0.80
80A	**135-4643●**	1.38	1.21	1.01	0.80

Over 480,000 products online QGO

RL Re-reeling available

Farnell

MAXI Fuseholder

Excluding Cover H=38, W=66, D=22

Including Cover H=42, W=71, D=24

- Simple installation
- Translucent thermoplastic cover option
- Supplied with two M5 x 8 screws

Maximum ratings 60A Operating temperature -10°C to +80°C

204535

Mftrs. List No.		Order Code	Price Each 1+	10+
01520001.TXN940	Fuseholder	**994-3129●**	6.11	5.51
01520900XX832	Cover	**994-3137●**	0.91	0.80

MEGA Fuse - Slow Blow

- High current circuit protection
- Ideal for battery and UPS systems
- Fuse & Holder available seperatly

Mftrs. List No. 298+rating

Voltage 32V dc Mini. Melt. I^2t 389000

Fixing centres 101.6 @ 6.35 Dia.
Note: Dimensions include cover
H=38, W=87.2, D=38.5mm

204538

Rating	Order Code	Price Each 1+	25+	50+	100+
80A	**135-4630●**	3.71	3.25	2.69	2.18
100A	**135-4631●**	3.71	3.25	2.69	2.18
125A	**135-4633●**	3.71	3.25	2.69	2.18
150A	**135-4634●**	3.71	3.25	2.69	2.18
175A	**135-4635●**	3.71	3.25	2.69	2.18
225A	**135-4637●**	2.60	2.28	1.88	1.53
250A	**135-4638●**	3.71	3.25	2.69	2.18
Fuseholder	**994-3200●**	6.79	5.94	5.06	4.06

Fork Lift Truck

Fuse Holder and Fuses

L (overall)=82, L (body)=32, W=22, H=10,
Fixing centres=60, Lug spacing=11

H = 54, W = 85, D = 24, Terminal Pitch = 62mmmm

A range of heavy duty 80V fuses to **DIN43560/1** specially designed for battery powered industrial trucks, fork lift etc. strong ceramic case incorporates shatterproof glass inspection window and 60mm spacing integral lugs for direct stud mounting.

Max. Working voltage 80Vdc

Time current Characteristics

In	1.5In	1.8In	2.5In	4In
All	≥1hr	≥1hr	0.8-10s	0.2-2s

Mftrs. List No. 90-058-05 + Rating

204409

Rating	Order Code	Price Each 1+	20+	100+
Fuses				
50A	**607-654**	3.45	2.94	2.58
80A	**607-666**	3.64	3.09	2.72
100A	**607-678**	3.64	3.09	2.72
160A	**607-680**	3.79	3.24	2.88
200A	**607-691**	3.79	3.24	2.88
250A	**607-708**	4.19	3.55	3.09
325A	**607-710**	4.40	3.70	3.09
355A	**607-721**	4.40	3.70	3.09
500A	**607-733**	4.40	3.70	3.09
Fuse Holder				
Maximum Current Rating		**1+**	**10+**	**25+**
425A	**307-282**	10.05	9.56	9.15

Fuse Strips

Battery Powered Vehicles

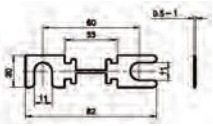

H=38, W=87.2, D=38.5mm

Fixing centres 101.6 @ 6.35 Dia.
Note: Dimensions include cover

Non-housed fuse strips for battery powered vehicles. Current ratings from 50A to 250A, 80V dc with 90° and straight fork type lugs.

467824

Current Rating	Mftrs. List No.	Order Code	Price Each 1+	20+	100+
50A	157.5700.5501	**135-4645●**	2.34	2.17	1.94
80A	157.5700.5801	**135-4646●**	2.34	2.17	1.94
100A	157.5700.6101	**135-4647●**	2.34	2.17	1.94
160A	157.5700.6161	**135-4648●**	2.34	2.17	1.94
200A	157.5700.6201	**135-4649●**	2.34	2.17	1.94
250A	157.5700.6251	**135-4651●**	2.34	2.17	1.94
Fuseholder	1775701000	**307-282**	10.05	9.56	9.15

Housed Fuse Strips

Fast Acting for Battery-powered Vehicles

- Fast acting
- 90° and straight fork lugs
- Window enables visual inspection of element
- Voltage rating 80V
- **DIN 43560/1**
- **UL** Recognised

SICHN507

Rating (A)	Mftrs. List No.	Order Code	Price Each 1+	10+	25+	50+	100+
35	157.5701.5351	**307-300●**	4.44	3.70	3.17	2.77	2.35
50	157.5701.5501	**307-312●**	4.35	3.62	3.10	2.71	2.30
80	157.5701.5801	**307-336●**	4.38	3.64	3.13	2.73	2.32
160	157.5701.6161	**307-361●**	1.97	1.79	1.73	1.63	– –
200	157.5701.6201	**307-373●**	1.98	1.79	1.73	1.63	– –
250	157.5701.6251	**307-385●**	2.10	1.95	1.85	1.74	– –
355	157.5701.6351	**307-439●**	1.44	1.31	1.26	1.20	– –
425	157.5701.6421	**307-452●**	2.36	2.14	2.06	1.96	– –
Fuse Holder	1775701000	**307-282**	10.05	9.56	9.15	9.07	– –

Resettable Fuses

Multifuse MF - PSMF Series

PTC - SMD 0805 Style



- Fast tripping resettable circuit protection
- Standard (0805) footprint for automated assembly
- Reduced component size and resistance

H = 0.65, W = 2.15, D = 1.35mm

Operating temperature -40°C to +85°C Power Dissipation (Tripped) 0.5W
Max Operating Current 40A

(A) * I Hold @ 23°C	(A) ** I Trip @ 23°C	Initial Resistance (R) @ 23°C	Time to Trip (s) @ 23°C	Tripped Power Dissip. (W) @ 23°C	Mftrs. List No.	Order Code
V_{max} = 15V dc						
0.1	0.3	1.0	1.5	0.5	MF-PSMF010X-2	129-4873
V_{max} = 9V dc						
0.2	0.5	0.65	0.02	0.5	MF-PSMF020X-2	129-4874
V_{max} = 6V dc						
0.35	0.75	0.25	0.1	0.5	MF-PSMF035X-2	129-4875
0.5	1.0	0.15	0.1	0.5	MF-PSMF050X-2	129-4876
0.75	1.5	0.09	0.2	0.6	MF-PSMF075X-2	129-4877
1.1	2.2	0.06	0.3	0.6	MF-PSMF110X-2	129-4879

* I Hold - Current at which Multifuse will not trip
** I Trip - Current at which Multifuse will trip

449792

Order Multiple=5 Hold Current (A)	Order Code	Price Each 5+	50+	100+	250+	500+
0.1	SMD **129-4873●**	0.26	0.23	0.20	0.18	0.17
0.2	SMD **129-4874●**	0.26	0.23	0.20	0.18	0.17
0.35	SMD **129-4875●**	0.26	0.23	0.20	0.18	0.17
0.5	SMD **129-4876●**	0.26	0.23	0.20	0.18	0.17
0.75	SMD **129-4877●**	0.26	0.23	0.20	0.18	0.17
1.1	SMD **129-4879●**	0.26	0.23	0.20	0.18	0.17

Resettable Fuses - continued

Multifuse MF - NSMF Series

PTC - SMD 1206 Style



- Compact design to save board space - 1206 footprint
- Fast reaction time to fault events
- Symetrical design
- Low profile
- **CSA** and **TüV** Approved, **UL** Recognised

H = 0.7, W = 3.0, D = 1.4mm (Min.)

Operating temperature -40°C to +85°C Power Dissipation (Tripped) 0.4W
Max Surface Temp. (Tripped) 125°C

V max. (V)	I Hold (A) *	I Trip (A) **	Tripped power Dissipation (W)	Mftrs. List No.	Order Code
30	0.12	0.29	0.4	MF-NSMF012	120-6715
24	0.2	0.46	0.7	MF-NSMF020	120-6716
6	0.35	0.75	0.7	MF-NSMF035	120-6717
13.2	0.5	1.0	0.7	MF-NSMF050	120-6718
6	0.75	1.5	0.7	MF-NSMF075	120-6719
6	1.1	2.2	0.7	MF-NSMF110	120-6720
6	1.5	3.0	0.7	MF-NSMF150	120-6721

* I Hold - Current at which Multifuse will not trip
** I Trip - Current at which Multifuse will trip

437711

Order Multiple=5 Hold Current (A)	Order Code	Price Each 5+	50+	100+	250+	500+
0.12	SMD 120-6715●	0.26	0.23	0.20	0.18	0.17
0.2	SMD 120-6716●	0.26	0.23	0.20	0.18	0.17
0.35	SMD 120-6717●	0.26	0.23	0.20	0.18	0.17
0.5	SMD 120-6718●	0.26	0.23	0.20	0.18	0.17
0.75	SMD 120-6719●	0.26	0.23	0.20	0.18	0.17
1.1	SMD 120-6720●	0.26	0.23	0.20	0.18	0.17
1.5	SMD 120-6721●	0.26	0.23	0.20	0.18	0.17

Multifuse MF - USMF Series

PTC - SMD 1210 Style



- Fast tripping resettable circuit protection
- Standard (1210) footprint for automated assembly
- Reduced component size and resistance
- **CSA** and **TüV** Approved, **UL** Recognised

H = 0.95, W = 3.2, D = 2.57mm

Operating temperature -40°C to +85°C Power Dissipation (Tripped) 0.6W
Max Surface Temp. (Tripped) 125°C

(A) * I_{hold}	(A) ** I_{trip}	$I_{max.}$ (A)	$V_{max.}$ (V)	Resistance $R_{min.}$ (R) @ 23°C	Time to Trip s @ 23°C	Mftrs. List No.	Order Code
0.05	0.15	10	30	2.8	1.5	MF-USMF005	129-4881
0.10	0.3	10	30	0.8	0.6	MF-USMF010	129-4882
0.2	0.4	10	30	0.4	0.02	MF-USMF020	129-4883
0.35	0.75	40	6	0.2	0.2	MF-USMF035	129-4884
0.5	1.0	40	13.2	0.18	0.1	MF-USMF050	129-4885
0.75	1.5	40	6	0.07	0.1	MF-USMF075	129-4886
1.1	2.2	40	6	0.05	1.0	MF-USMF110	129-4887
1.5	3.0	40	6	0.03	5.0	MF-USMF150	129-4888

* I Hold - Current at which Multifuse will not trip
** I Trip - Current at which Multifuse will trip

449793

Order Multiple=5 Hold Current (A)	Order Code	Price Each 5+	50+	100+	250+	500+
0.05	SMD 129-4881●	0.26	0.23	0.20	0.18	0.17
0.10	SMD 129-4882●	0.26	0.23	0.20	0.18	0.17
0.2	SMD 129-4883●	0.26	0.23	0.20	0.18	0.17
0.35	SMD 129-4884●	0.26	0.23	0.20	0.18	0.17
0.5	SMD 129-4885●	0.26	0.23	0.20	0.18	0.17
0.75	SMD 129-4886●	0.26	0.23	0.20	0.18	0.17
1.1	SMD 129-4887●	0.26	0.23	0.20	0.18	0.17
1.5	SMD 129-4888●	0.26	0.23	0.20	0.18	0.17

Multifuse MF - MSMF Series

PTC - SMD 1812 Style



- Fast tripping resettable circuit protection
- Symmetrical design
- Standard footprint for automated assembly
- Reduced component size and resistance
- Compliant with AEC-Q200 Rev. C Stress Test Qualification
- **CSA** and **TüV** Approved, **UL** Recognised

Operating temperature -40°C to +85°C Power Dissipation (Tripped) 0.8W
Max Surface Temp. (Tripped) 125°C

(A) * I Hold	(A) ** I Trip	Voltage Max V dc	Case Style	Mftrs. List No.	Order Code
0.10	0.30	60	1812	MF-MSMF010-2	935-0276
0.14	0.34	60	1812	MF-MSMF014-2	935-0284
0.20	0.40	30	1812	MF-MSMF020-2	935-0292
0.3	0.6	60	1812	MF-MSMF030-2	165-2168
0.35	0.75	30	1206	MF-NSMF035-2	935-0306
0.50	1.00	15	1812	MF-MSMF050-2	935-0314
0.75	1.50	13.2	1812	MF-MSMF075-2	935-0322
0.75	1.5	24	1812	MF-MSMF075/24-2	165-2169
1.10	2.20	6.0	1812	MF-MSMF110-2	935-0330
1.1	2.2	16	1812	MF-MSMF110/16-2	165-2170
1.25	2.50	6.0	1812	MF-MSMF125-2	935-0349
1.5	3.00	6.0	1812	MF-MSMF150-2	935-0357
1.6	2.8	8	1812	MF-MSMF160-2	165-2171
2	4	8	1812	MF-MSMF200-2	165-2172
2.5	5	16	1812	MF-MSMF250/16-2	165-2174
2.6	5.2	6	1812	MF-MSMF260-2	165-2176

* I Hold - Current at which Multifuse will not trip
** I Trip - Current at which Multifuse will trip

405882

Order Multiple=5 Hold Current (A)	Order Code	Price Each 5+	50+	100+	250+	500+
0.10	SMD 935-0276● RL	0.32	0.29	0.26	0.23	0.22
0.14	SMD 935-0284● RL	0.41	0.37	0.34	0.33	0.32
0.20	SMD 935-0292● RL	0.32	0.29	0.26	0.23	0.22
0.3	NEW SMD 165-2168●	0.17	0.15	0.13	0.12	0.11
0.35 *	SMD 935-0306● RL	0.32	0.29	0.26	0.23	0.22
0.50	SMD 935-0314● RL	0.32	0.29	0.26	0.23	0.22
0.75	SMD 935-0322● RL	0.34	0.31	0.27	0.25	0.23
0.75	NEW SMD 165-2169●	0.20	0.18	0.16	0.14	0.13
1.10	SMD 935-0330● RL	0.32	0.29	0.26	0.23	0.22
1.1	NEW SMD 165-2170●	0.20	0.18	0.16	0.14	0.13
1.25	SMD 935-0349● RL	0.23	0.21	0.19	0.16	0.15
1.5	SMD 935-0357● RL	0.22	0.19	0.17	0.15	0.14
1.6	NEW SMD 165-2171●	0.17	0.15	0.13	0.12	0.11
2	NEW SMD 165-2172●	0.17	0.15	0.13	0.12	0.11
2.5	NEW SMD 165-2174●	0.35	0.30	0.27	0.24	0.22
2.6	NEW SMD 165-2176●	0.20	0.18	0.16	0.14	0.13

* 1206 Case Style

Multifuse MF - SMDF Series

PTC - SMD 2018 Style



- Very low profile
- Very fast tripping time
- High voltage
- 2018 symetrical footprint
- **CSA** and **TüV** Approved, **UL** Recognised

MF-SMDF050 - H = 0.79, W = 4.72, D = 4.22mm (Min.)
MF-SMDF150 - H = 0.55, W = 4.72, D = 4.22mm (Min.)

Operating temperature -40°C to +85°C Max Surface Temp. (Tripped) 125°C

V max. (V)	I Hold (A) *	I Trip (A) **	Time to Trip (s)	Tripped power Dissipation (W)	Mftrs. List No.	Order Code
60	0.55	1.2	3.0	1.0	MF-SMDF050	120-6724
15	1.5	3.0	0.8	1.1	MF-SMDF150	120-6725

* I Hold - Current at which Multifuse will not trip
** I Trip - Current at which Multifuse will trip

437712

Order Multiple=5 Hold Current (A)	Order Code	Price Each 5+	50+	100+	250+	500+
0.55	SMD 120-6724●	0.30	0.27	0.24	0.23	0.20
1.5	SMD 120-6725●	0.30	0.27	0.24	0.23	0.20

Multifuse MF - SM Series

PTC - SMD EIA 481-2 Style

- Surface mount overcurrent devices
- Industry standard EIA 481-2 standard package
- **CSA** and **TüV** Approved, **UL** Recognised

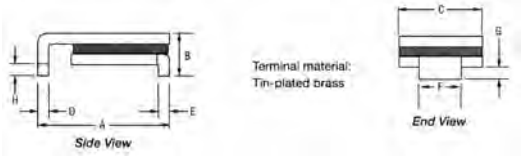

Order Codes	9350195, 9350209	9350217, 9350225	9350233, 9350241	9350250, 9350268
V_{max} (V)	60	30	15	15
I_{max} (I)	40	80	100	100

Operating temperature (all Order Codes) -40°C to +85°C

(A) * I Hold	(A) ** I Trip	Dimensions (mm) A Max	B Max	C Max	D & E Max	F Max	G Max	H Min	Mftrs. List No.	Order Code
0.3	0.6	7.98	5.44	3.18	0.71	2.41	1.37	0.43	MF-SM030-2-99	935-0195
0.5	1	7.98	5.44	3.18	0.71	2.41	1.37	0.43	MF-SM050-2-99	935-0209
0.75	1.5	7.98	5.44	3.18	0.71	2.41	1.37	0.43	MF-SM075-2-99	935-0217
1.1	2.2	7.98	5.44	3	0.71	2.41	1.37	0.43	MF-SM100-2-99	935-0225
1.25	2.5	7.98	5.44	3	0.71	2.41	1.37	0.43	MF-SM125-2-99	935-0233
1.50	3.00	7.98	6.71	3	0.71	2.41	1.37	0.43	MF-SM150-2-99	935-0241
2.00	4.00	7.98	6.71	3	0.71	2.41	1.37	0.43	MF-SM200-2-99	935-0250
2.50	5.00	9.5	6.71	3	0.71	2.41	1.37	0.43	MF-SM250-2-99	935-0268

* I Hold - Current at which Multifuse will not trip
** I Trip - Current at which Multifuse will trip

405903

RL Re-reeling available

Farnell

Order Multiple=5 Hold Current (A)	Order Code	Price Each 5+	50+	100+	250+	500+
0.3	SMD 935-0195● RL	0.33	0.30	0.27	0.24	0.23
0.5	SMD 935-0209● RL	0.33	0.30	0.27	0.24	0.23
0.75	SMD 935-0217● RL	0.33	0.30	0.27	0.24	0.23
1.1	SMD 935-0225● RL	0.33	0.30	0.27	0.24	0.23
1.25	SMD 935-0233● RL	0.33	0.30	0.27	0.24	0.23
1.50	SMD 935-0241● RL	0.33	0.30	0.27	0.24	0.23
2.00	SMD 935-0250● RL	0.33	0.30	0.27	0.24	0.23
2.50	SMD 935-0268● RL	0.33	0.30	0.27	0.24	0.23

Multifuse - MF-R Series

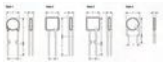

- Resettable overcurrent circuit protection
- Reset by removing the fault condition and supply voltage
- Flame retardant epoxy polymer encapsulation meets the requirements of **UL94V-0**
- **CSA** and **VDE** Approved, **UL** Recognised

Operating temperature -40°C to +85°C Voltage rating 30, 60 or 90 volts

(A) * I Hold	(A) ** I Trip	V max V dc	Dimensions (mm) A Max.	B Max.	C Nom.	D Min.	E Max.	Lead Dia	Case Style	Mftrs. List No.	Order Code
0.05	0.1	60	7.4	8.3	5.1	7.6	3.1	0.405	4	MF-R005-0	165-2178
0.1	0.15	60	7.4	12.7	5.1	7.6	3.1	0.51	1	MF-R010-0-99	935-0365
0.15	0.3	60	13.5	12.6	5	4.7	6	0.65	2	MF-R015/600-0	165-2180
0.17	0.34	60	7.4	12.7	5.1	7.6	3.1	0.51	1	MF-R017-0-99	935-0101
0.2	0.3	60	7.4	12.7	5.1	7.6	3.1	0.51	1	MF-R020-0-99	935-0373
0.25	0.38	60	7.4	12.7	5.1	7.6	3.1	0.51	1	MF-R025-0-99	935-0390
0.3	0.45	60	7.4	13	5.1	7.6	3.1	0.51	1	MF-R030-0-99	935-0403
0.4	0.6	60	7.4	13.5	5.1	7.6	3.1	0.51	1	MF-R040-0-99	935-0411
0.5	0.75	60	7.9	13.7	5.1	7.6	3.1	0.51	1	MF-R050-0-99	935-0420
0.55	1.1	90	10.9	14	5.1	6.3	3.6	0.81	1	MF-R055/90-0	165-2181
0.65	0.98	60	9.7	14.5	5.1	7.6	3.1	0.51	1	MF-R065-0-99	935-0438
0.75	1.13	60	10.4	15.2	5.1	7.6	3.1	0.51	1	MF-R075-0-99	935-0446
0.9	1.8	30	7.4	12.2	5.1	7.6	3	0.51	3	MF-R090-0-9	165-2182
0.9	1.35	60	11.7	15.8	5.1	7.6	3.1	0.51	1	MF-R090-0-99	935-0454
1.1	2.2	30	8.9	14.2	5.1	7.6	3	0.51	1	MF-R110-0-99	935-0462
1.1	2.2	30	8.9	14	5.1	7.6	3	0.51	1	MF-R1100	165-2183
1.35	2.7	30	8.9	13.5	5.1	7.6	3	0.51	1	MF-R135-0-99	935-0470
1.6	3.2	30	10.2	15.2	5.1	7.6	3	0.51	1	MF-R160-0-99	935-0489
1.85	3.7	30	12.0	15.7	5.1	7.6	3	0.51	1	MF-R185-0-99	935-0497
2.5	5	30	12.0	18.3	5.1	7.6	3	0.81	2	MF-R250-0-99	935-0500
3	6	30	11.4	17.3	5.1	7.6	3	0.81	2	MF-R300-0-99	935-0519
4	8	30	14	20.1	5.1	7.6	3	0.81	2	MF-R400-0-99	935-0527
5	10	30	16.5	24.9	10.2	7.6	3	0.81	2	MF-R500-0-99	935-0535
6	12	30	16.5	24.9	10.2	7.6	3	0.81	2	MF-R600-0-99	935-0543
7	14	30	16.5	24.9	10.2	7.6	3	0.81	2	MF-R700-0-99	935-0551
8	16	30	24.1	29.7	10.2	7.6	3	0.81	2	MF-R800-0-99	935-0560
9	18	30	24.1	29.7	10.2	7.6	3	0.81	2	MF-R900-0-99	935-0110

* I Hold - Current at which Multifuse will not trip
** I Trip - Current at which Multifuse will trip

405969

Order Multiple=5 Hold Current (A)	Order Code	Price Each 5+	50+	100+	250+	500+
0.05	NEW 165-2178●	0.15	0.13	0.11	0.10	0.09
0.1	935-0365●	0.32	0.29	0.26	0.23	0.22
0.15	NEW 165-2180●	0.46	0.40	0.36	0.32	0.29
0.17	935-0101●	0.32	0.29	0.26	0.23	0.22
0.2	935-0373●	0.32	0.29	0.26	0.23	0.22
0.25	935-0390●	0.32	0.29	0.26	0.23	0.22
0.3	935-0403●	0.25	0.23	0.19	0.17	0.16
0.4	935-0411●	0.29	0.26	0.23	0.22	0.19
0.5	935-0420●	0.26	0.24	0.22	0.19	0.17
0.55	NEW 165-2181●	0.26	0.23	0.20	0.18	0.16
0.65	935-0438●	0.32	0.29	0.25	0.23	0.22
0.75	935-0446●	0.28	0.25	0.23	0.20	0.18
0.9	NEW 165-2182●	0.17	0.15	0.13	0.12	0.11
0.9	935-0454●	0.28	0.25	0.23	0.20	0.18
1.1	935-0462●	0.28	0.25	0.23	0.20	0.18
1.1	NEW 165-2183●	0.32	0.28	0.24	0.22	0.20
1.35	935-0470●	0.31	0.28	0.25	0.23	0.20
1.6	935-0489●	0.32	0.29	0.25	0.23	0.22
1.85	935-0497●	0.33	0.30	0.27	0.24	0.23
2.5	935-0500●	0.35	0.32	0.28	0.25	0.23
3	935-0519●	0.37	0.33	0.30	0.27	0.25
4	935-0527●	0.40	0.36	0.32	0.29	0.27
5	935-0535●	0.42	0.38	0.34	0.31	0.29
6	935-0543●	0.47	0.41	0.37	0.33	0.32
7	935-0551●	0.65	0.59	0.51	0.46	0.43
8	935-0560●	0.50	0.45	0.41	0.37	0.34
9	935-0110●	0.56	0.51	0.49	0.47	0.44

Troubleshooting tips

Chat live online to one of our technical engineers at **www.farnell.co.uk**

Multifuse MF - RX Series

PTC - Radial lead

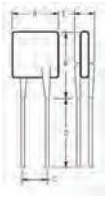

- Radial Lead devices
- 72V and 250V rated versions available
- 250V Versions able to withstand AC power cross conditions
- Cured, flame retardant insulating material meets **UL 94V-0** requirements
- Reset by removing the fault condition and supply voltage
- **UL** Recognised - 72V and 250V Versions
- **CSA** and **VDE** Approved - 250V Versions

Operating temperature -40°C to +85°C
Max surface temp (when tripped) 125°C

(A) * I Hold	(A) ** I Trip	Max. Voltage Operating V dc	Dimensions A Max.	B Max.	C Nom.	D Min.	E Max.	Lead Dia	Mftrs. List No.	Order Code
MF-RX/72 Series										
1.1	2.2	60	10.84	12.7	5.1	7.6	3.1	0.81	MF-RX110/72-0	935-0128
1.35	2.7	60	12.26	12.7	5.1	7.6	3.1	0.51	MF-RX135/72-0	935-0136
0.2	0.4	72	7.4	12.7	5.1	7.6	3.1	0.51	MF-RX020/72-0	165-2184
0.25	0.5	72	7.4	12.7	5.1	7.6	3.1	0.51	MF-RX025/72-0	165-2185
0.3	0.6	72	7.4	13.4	5.1	7.6	3.1	0.51	MF-RX030/72-0	165-2186
0.4	0.8	72	7.4	13.7	5.1	7.6	3.1	0.51	MF-RX040/72-0	165-2188
0.5	1	72	7.9	13.7	5.1	7.6	3.1	0.51	MF-RX050/72-0	165-2189
0.65	1.3	72	9.7	15.2	5.1	7.6	3.1	0.51	MF-RX065/72-0	165-2190
0.75	1.5	72	10.4	16	5.1	7.6	3.1	0.51	MF-RX075/72-0	165-2191
0.9	1.8	72	11.7	16.7	5.1	7.6	3.1	0.51	MF-RX090/72-0	165-2192
1.6	3.2	60	13.94	12.7	5.1	7.6	3.1	0.51	MF-RX160/72-0	935-0144
1.85	3.7	60	15.18	12.7	5.1	7.6	3.1	0.51	MF-RX185/72-0	935-0152
2.5	5	60	17.84	12.7	10.2	7.6	3.1	0.51	MF-RX250/72-0	935-0160
3	6	60	20.67	12.7	10.2	7.6	3.1	0.51	MF-RX300/72-0	935-0179
3.75	7.5	60	23.51	12.7	10.2	7.6	3.1	0.51	MF-RX375/72-0	935-0187
MF-RX/250 Series										
0.12		60	6.5	11	5.1	4.7	4.6	0.65	MF-RX012/250-0	165-2193
0.145		60	6.5	11	5.1	4.7	4.6	0.65	MF-RX014/250-0	165-2195
0.18		60	11	13.6	5.1	4.7	4.6	0.65	MF-RX018/250-0	165-2196

* I Hold - Current at which Multifuse will not trip
** I Trip - Current at which Multifuse will trip

405888

Order Multiple=5 Hold Current (A)	Order Code	Price Each 5+	50+	100+	250+	500+
MF-RX/72 Series						
1.1	935-0128●	0.30	0.27	0.24	0.23	0.20
1.35	935-0136●	0.30	0.27	0.24	0.23	0.20
0.2	NEW 165-2184●	0.17	0.15	0.13	0.12	0.11
0.25	NEW 165-2185●	0.17	0.15	0.13	0.12	0.11
0.3	NEW 165-2186●	0.17	0.15	0.13	0.12	0.11
0.4	NEW 165-2188●	0.17	0.15	0.13	0.12	0.11
0.5	NEW 165-2189●	0.20	0.18	0.16	0.14	0.13
0.65	NEW 165-2190●	0.20	0.18	0.16	0.14	0.13
0.75	NEW 165-2191●	0.20	0.18	0.16	0.14	0.13
0.9	NEW 165-2192●	0.23	0.20	0.18	0.16	0.14
1.6	935-0144●	0.30	0.27	0.24	0.23	0.20
1.85	935-0152●	0.33	0.30	0.27	0.24	0.23
2.5	935-0160●	0.36	0.33	0.30	0.27	0.25
3	935-0179●	0.38	0.35	0.31	0.29	0.26
3.75	935-0187●	0.38	0.35	0.31	0.29	0.26
MF-RX/250 Series						
0.12	NEW 165-2193●	0.32	0.28	0.24	0.22	0.20
0.145	NEW 165-2195●	0.32	0.28	0.24	0.22	0.20
0.18	NEW 165-2196●	0.32	0.28	0.24	0.22	0.20

POLYSWITCH™

The PolySwitch resettable fuse is a positive temperature coefficient (PTC) resistor that undergoes a large and abrupt change in resistance when an overcurrent or high temperature heats it above a specific point.
Under normal operating conditions the device resistance is just tens of milli-ohms. In the overcurrent condition the resistance substantially increases, thus limiting the fault current to a safe level. The polyswitch is reset by removing the fault condition and the supply voltage.
Note: The PolySwitch device is not intended for continual and repeated tripping. They are designed for over current and over temperature protection only.

213849

PolySwitch - NanoSMD Series

1206 - Surface Mount



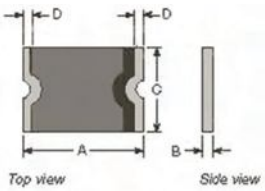

These 1206 case style SMD resettable devices enable installation in limited space applications such as crowded printed circuit boards, digital cameras, PC cards, subnotebook computers, computer peripheral equipment and general electronics.
These devices are **CSA** and **TUV** Approved, **ELV** Compliant and **UL** Recognised.

I_H (A)	I_T (A)	V_{max} (V dc)	I_{max} (A)	Dimensions A Max.	B Max.	C Max	D Min	Mftrs. List No.	Order Code
0.12	0.30	30	10	3.4	1	1.8	0.25	NANOSMDC012F	134-5937
0.16	0.40	30	10	3.4	1	1.8	0.25	NANOSMDC016F	134-5938
0.20	0.42	24	100	3.4	0.64	1.8	0.25	NANOSMDC020F	134-5939
0.35	0.75	16	20	3.4	0.64	1.8	0.25	NANOSMDC035F	134-5940
0.50	1.10	13.2	100	3.4	0.64	1.8	0.25	NANOSMDC050F/13.2	134-5942

Resettable Fuses - continued

PolySwitch - NanoSMD Series - continued

1206 - Surface Mount - continued

0.75	1.50	6	100	3.4	0.48	1.8	0.25	NANOSMDC075F	134-5943
1.10	2.20	6	100	3.4	1	1.8	0.25	NANOSMDC110F	134-5944
1.50	3.00	6	100	3.4	0.89	1.8	0.25	NANOSMDC150F	134-5945

I_H = Hold current. The maximum current at which the device will not trip at 20°C
I_T = Trip current. The minimum current at which the device will always trip at 20°C

464407

Order Multiple=5		Price Each					
I Hold (A)	Order Code	5+	50+	100+	250+	3K+	+
0.12	SMD 134-5937●	0.290	0.250	0.220	0.200	0.169	– –
0.16	SMD 134-5938●	0.290	0.250	0.220	0.200	0.172	– –
0.20	SMD 134-5939●	0.290	0.250	0.220	0.200	0.169	– –
0.35	SMD 134-5940●	0.290	0.250	0.220	0.200	0.169	– –
0.50	SMD 134-5942●	0.290	0.250	0.220	0.200	0.169	– –
0.75	SMD 134-5943●	0.290	0.250	0.220	0.200	0.169	– –
1.10	SMD 134-5944●	0.290	0.250	0.220	0.200	0.169	– –
1.50	SMD 134-5945●	0.290	0.250	0.220	0.200	0.169	– –

PolySwitch - MicroSMD Series

Tyco Electronics

1210 - Surface Mount

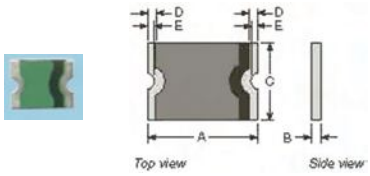

These small SMD resettable devices enable installation in limited space applications such as crowded printed circuit boards, digital cameras, PC cards, subnotebook computers, computer peripheral equipment and general electronics.
These devices are **CSA** and **TUV** Approved, **ELV** Compliant and **UL** Recognised.

I_H (A)	I_T (A)	V_{max} (V dc)	I_{max} (A)	Dimensions A Max.	B Max.	C Max	D Min	Mftrs. List No.	Order Code
0.05	0.15	30	10	3.43	0.85	2.8	0.25	MICROSMD005F	134-5915
0.10	0.25	30	10	3.43	0.85	2.8	0.25	MICROSMD010F	134-5917
0.35	0.75	6	40	3.43	0.62	2.8	0.25	MICROSMD035F-2	117-5837
0.50	1.00	30	40	3.43	0.62	2.8	0.25	MICROSMD050F	134-5918
0.75	1.50	13.2	40	3.43	0.62	2.8	0.25	MICROSMD075F	134-5919
1.10	2.20	6	40	3.43	0.48	2.8	0.25	MICROSMD110F	134-5920
1.50	3.00	6	40	3.43	1.22	2.8	0.25	MICROSMD150F	134-5921
1.75	3.50	6	40	3.43	0.76	2.8	0.25	MICROSMD175F	134-5922

I_H = Hold current. The maximum current at which the device will not trip at 20°C
I_T = Trip current. The minimum current at which the device will always trip at 20°C

464335

Order Multiple=5		Price Each					
I Hold (A)	Order Code	5+	50+	100+	250+	500+	1K+
0.05	SMD 134-5915●	0.290	0.250	0.220	0.200	0.169	– –
0.10	SMD 134-5917●	0.290	0.250	0.220	0.200	0.169	– –
0.35	SMD 117-5837● RL	0.300	0.270	0.240	0.210	0.189	0.177
0.50	SMD 134-5918●	0.290	0.250	0.220	0.200	0.169	– –
0.75	SMD 134-5919●	0.290	0.250	0.220	0.200	0.169	– –
1.10	SMD 134-5920●	0.290	0.250	0.220	0.200	0.169	– –
1.50	SMD 134-5921●	0.290	0.250	0.220	0.200	0.169	– –
1.75	SMD 134-5922●	0.230	0.200	0.179	0.162	0.137	– –

Polyswitch - miniSMD Series

Tyco Electronics

- Designed for high density SMD applications
- Current range from 0.14A to 2.6A
- Typical applications include disk drives, palmtop computers and telecommunications product
- Approved to **CSA** and **TUV**, **UL** Recognised and **ELV** Compliant

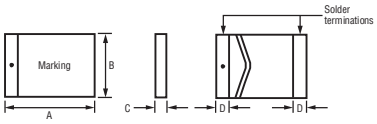

Max. Interrupt current 40A (except 0.2A = 10A) Operating temperature -40°C to +85°C
Approved to CSA, TUV Max surface temperature 125°C in tripped state

I_H (A)	I_T (A)	V_{max} (V dc)	I_{max} (A)	Dimensions A max.	B max.	C max.	D max.	Pd (w)	Mftrs. List No.	Order Code
0.14	0.34	60	10	3.41	4.73	0.89	0.25	0.75	MINISMDC014F	134-5923
0.2	0.4	30	40	4.73	3.41	0.81	0.25	0.8	MINISMDC020F-2	117-5838
0.5	1	24	100	4.73	3.41	0.62	0.25	0.8	MINISMDC050F-2	117-5839
0.75	1.5	13.2	100	4.73	3.41	0.62	0.25	0.8	MINISMDC075F-2	117-5840
0.75	1.50	24	40	3.41	4.73	1.07	0.25	0.80	MINISMDC075F/24	134-5924
1.1	2.2	6	100	4.73	3.41	0.62	0.25	0.8	MINISMDC110F-2	117-5842
1.10	2.20	24	20	3.41	4.73	1.07	0.25	0.80	MINISMDC110F/24	134-5925
1.25	2.50	8	100	3.41	4.73	0.48	0.25	0.80	MINISMDC125F	134-5926
1.50	3.00	6	100	3.41	4.73	0.48	0.25	0.80	MINISMDC150F	134-5931
1.50	3.00	12	100	3.41	4.73	0.48	0.25	0.80	MINISMDC150F/12	134-5927
1.50	3.00	24	20	3.41	4.73	1.5	0.25	1.00	MINISMDC150F/24	134-5929
1.60	3.20	9	100	3.41	4.73	0.48	0.25	0.80	MINISMDC160F	134-5932
2.00	4.00	8	100	3.41	4.73	1.22	0.25	1.00	MINISMDC200F	134-5933
2.60	5.00	6	100	3.41	4.73	1.25	0.25	1.00	MINISMDC260F	134-5935
2.60	5.00	12	100	3.41	4.73	1.25	0.25	1.00	MINISMDC260F/12	134-5934

I_H = Hold current. The maximum current at which the device will not trip at 20°C
I_T = Trip current. The minimum current at which the device will always trip at 20°C

227524

Order Multiple=5		Price Each				
I Hold (A)	Order Code	5+	50+	100+	250+	500+
0.14	SMD 134-5923●	0.310	0.270	0.240	0.210	0.200
0.2	SMD 117-5838● RL	0.450	0.410	0.380	0.370	0.350
0.5	SMD 117-5839● RL	0.360	0.320	0.290	0.260	0.240
0.75	SMD 117-5840● RL	0.380	0.340	0.300	0.280	0.260
0.75	SMD 134-5924●	0.310	0.270	0.240	0.210	0.200
1.1	SMD 117-5842● RL	0.360	0.320	0.290	0.260	0.240
1.10	SMD 134-5925●	0.370	0.330	0.290	0.260	0.240
1.25	SMD 134-5926●	0.260	0.230	0.210	0.176	0.168
1.50	SMD 134-5931●	0.240	0.210	0.192	0.168	0.161
1.50	SMD 134-5927●	0.450	0.410	0.360	0.330	0.310
1.50	SMD 134-5929●	0.470	0.430	0.380	0.340	0.320
1.60	SMD 134-5932●	0.330	0.290	0.260	0.220	0.210
2.00	SMD 134-5933●	0.330	0.290	0.260	0.220	0.210
2.60	SMD 134-5935●	0.370	0.330	0.290	0.260	0.240
2.60	SMD 134-5934●	0.370	0.330	0.290	0.260	0.240

Polyswitch - SMD Series

Tyco Electronics

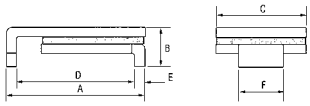

Surface mount series of resettable fuses. Suitable for all types of reflow soldering, but not suitable for wave soldering when fitted on the underside of the board.
CSA and **TUV** Approved, **ELV** Compliant and **UL** Recognised
Note: A device should not be reworked.

I_H (A)	I_T (A)	V_{Max} (V)	I_{Max} (A)	Dimensions A Max	B Max	C Max	E Min	F Max	Mftrs. List No.	Order Code
0.3	0.6	60	10	7.98	3.2	5.44	0.56	2.41	SMD030F-2	117-5870
0.5	1	60	10	7.98	3.2	5.44	0.20	2.41	SMD050F-2	117-5871
0.75	1.5	30	40	7.98	3.2	5.44	0.56	2.41	SMD075F-2	117-5872
0.75	1.50	60	10	7.98	3.18	5.44	0.56	2.41	SMD075F/60	134-5968
1.1	2.2	30	40	7.98	3	5.44	0.56	2.41	SMD100F-2	117-5873
1.25	2.5	15	40	7.98	3	5.44	0.56	2.41	SMD125F-2	117-5874
1.5	3	15	40	9.5	3	6.71	0.56	3.94	SMD150F-2	117-5875
1.5	3.00	33	40	9.4	3	6.71	0.56	2.41	SMD150F/33	134-5969
1.6	3.20	16	70	9.4	3	6.71	0.56	2.41	SMDH160	134-5970
1.8	3.60	33	40	9.4	3	6.71	0.56	2.41	SMD185F	134-5971
2	4	15	40	9.5	3	6.71	0.56	3.94	SMD200F-2	117-5876
2.5	5	15	40	9.5	3	6.71	0.56	3.94	SMD250F-2	117-5878
2.5	5.00	15	40	9.4	3	6.71	0.56	2.41	SMD300F	134-5973
2.6	5.20	6	40	7.98	3.18	5.44	0.56	2.41	SMD260F	134-5972

I_H = Hold current - maximum current device will pass without interruption in 20°C still air environment
I_T = Trip current - minimum current that will switch the device from low resistance to high resistance in 20°C still air
V max = Maximum voltage device can withstand without damage at rated hold current

204466

Order Multiple=5		Price Each				
I Hold (A)	Order Code	5+	50+	100+	250+	500+
0.3	SMD 117-5870● RL	0.37	0.33	0.30	0.27	0.25
0.5	SMD 117-5871● RL	0.37	0.33	0.30	0.27	0.25
0.75	SMD 117-5872● RL	0.37	0.33	0.30	0.27	0.25
0.75	SMD 134-5968●	0.38	0.34	0.31	0.26	0.25
1.1	SMD 117-5873● RL	0.37	0.33	0.30	0.27	0.25
1.25	SMD 117-5874● RL	0.35	0.31	0.28	0.25	0.24
1.5	SMD 117-5875● RL	0.37	0.33	0.30	0.27	0.25
1.5	SMD 134-5969●	0.38	0.34	0.31	0.26	0.25
1.6	SMD 134-5970●	0.40	0.35	0.32	0.28	0.26
1.8	SMD 134-5971●	0.38	0.34	0.31	0.26	0.25
2	SMD 117-5876● RL	0.37	0.33	0.30	0.27	0.25
2.5	SMD 117-5878● RL	0.37	0.33	0.30	0.27	0.25
2.5	SMD 134-5973●	0.35	0.31	0.27	0.24	0.21
2.6	SMD 134-5972●	0.35	0.31	0.27	0.24	0.21

PolySwitch - RXE Series

Tyco Electronics

60V to 72V

RXE series of general purpose resettable fuses for applications with hold currents ranging from 50mA to 3.75A while offering voltage ratings of 60V to 72V. The RXEF family of products is used in a wide range of applications such as power input and I/O port protection. They are also used in many markets including computer/multimedia, industrial equipment and controls, consumer, general electronics and communications and networking.
Approved to **CSA** and **TUV**, **ELV** Compliant and **UL** Recognised.

I_H (A)	I_T (A)	V_{max} (V) rms	I_{max} (A)	Dimensions A Max.	B Max.	C Typ	Fig. No.	Mftrs. List No.	Order Code
0.05	0.10	60	40	8.0	8.3	5.08	5	RXEF005	134-5959
0.1	0.2	60	40	7.4	12.7	5.1	6	RXEF010	117-5857
0.17	0.34	60	40	7.4	12.7	5.1	6	RXEF017	117-5858
0.2	0.4	72	40	7.4	12.2	5.1	6	RXEF020	117-5859

RL Re-reeling available

Farnell

0.25	0.5	72	40	7.4	12.7	5.1	6	RXEF025	117-5860
0.3	0.6	72	40	7.4	13	5.1	6	RXEF030	117-5861
0.4	0.8	72	40	7.6	13.5	5.1	6	RXEF040	117-5862
0.5	1	72	40	7.9	13.7	5.1	6	RXEF050	117-5864
0.65	1.3	72	40	9.7	14.5	5.1	6	RXEF065	117-5867
0.75	1.5	72	40	10.4	15.2	5.1	6	RXEF075	117-5868
0.9	1.8	72	40	11.7	15.7	5.1	6	RXEF090	117-5869
1.35	2.70	72	40	14.5	19.1	5.08	7	RXEF135	134-5961
1.60	3.20	72	40	16.3	20.8	5.08	7	RXEF160	134-5962
1.85	3.70	72	40	17.5	22.4	5.08	7	RXEF185	134-5963
2.50	5.00	72	40	20.8	25.4	10.9	7	RXEF250	134-5964
3.00	6.00	72	40	23.9	28.6	10.9	7	RXEF300	134-5966
3.75	7.50	72	40	27.2	31.8	10.9	7	RXEF375	134-5967

I_H = Hold current. The maximum current at which the device will not trip at 20°C
I_T = Trip current. The minimum current at which the device will always trip at 20°C

204468

Order Multiple=5		Price Each				
I Hold (A)	Order Code	5+	50+	100+	250+	500+
0.05	**134-5959●**	0.390	0.360	0.320	0.280	0.260
0.1	**117-5857●**	0.360	0.320	0.290	0.260	0.240
0.17	**117-5858●**	0.360	0.320	0.290	0.260	0.240
0.2	**117-5859●**	0.360	0.320	0.290	0.260	0.240
0.25	**117-5860●**	0.360	0.320	0.290	0.260	0.240
0.3	**117-5861●**	0.280	0.250	0.210	0.189	0.177
0.4	**117-5862●**	0.320	0.290	0.260	0.240	0.210
0.5	**117-5864●**	0.290	0.270	0.240	0.210	0.189
0.65	**117-5867●**	0.350	0.320	0.280	0.260	0.240
0.75	**117-5868●**	0.310	0.280	0.250	0.220	0.199
0.9	**117-5869●**	0.330	0.290	0.260	0.220	0.210
1.10	**134-5960●**	0.330	0.300	0.270	0.250	0.220
1.35	**134-5961●**	0.330	0.300	0.270	0.250	0.220
1.60	**134-5962●**	0.330	0.300	0.270	0.250	0.220
1.85	**134-5963●**	0.370	0.330	0.300	0.270	0.250
2.50	**134-5964●**	0.400	0.370	0.330	0.300	0.280
3.00	**134-5966●**	0.420	0.390	0.340	0.320	0.290
3.75	**134-5967●**	0.420	0.390	0.340	0.320	0.290

PolySwitch - RUE Series

Tyco Electronics

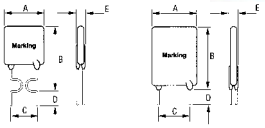

Lead dia. 0.51 (24 AWG) Lead dia. 0.81 (20 AWG)

RUE series of high current resettable fuses designed for applications that require a hold current between 0.9 and 9.0A, and a maximum voltage of 30V

Maximum voltage	30V	Maximum interrupt current	40A
Operating temperature	-40°C to +85°C	Typical reset time	<20s
Case meets the requirements of	**UL94V-0**	Max surface temperature	125°C in tripped state

Approved to **CSA, TUV,** and **UL** Recognised

I_H (A)	I_T (A)	Dimensions A Max.	B Max.	C Typ	D Min.	E Max.	Mftrs. List No.	Order Code
0.9	1.8	7.4	12.2	5.1	7.6	3	RUEF090	117-5843
1.1	2.2	7.4	14.2	5.1	7.6	3	RUEF110	117-5844
1.35	2.7	8.9	13.5	5.1	7.6	3	RUEF135	117-5845
1.6	3.2	8.9	15.2	5.1	7.6	3	RUEF160	117-5846
1.85	3.7	10.2	15.7	5.1	7.6	3	RUEF185	117-5847
2.5	5	11.4	18.3	5.1	7.6	3	RUEF250	117-5848
3	6	11.4	17.3	5.1	7.6	3	RUEF300	117-5849
4	8	14	20.1	5.1	7.6	3	RUEF400	117-5850
5	10	14	24.9	10.2	7.6	3	RUEF500	117-5851
6	12	16.5	24.9	10.2	7.6	3	RUEF600	117-5852
7	14	19.1	26.7	10.2	7.6	3	RUEF700	117-5854
8	16	21.6	29.2	10.2	7.6	3	RUEF800	117-5855
9	18	24.1	29.7	10.2	7.6	3	RUEF900	117-5856

I_H = Hold current. The maximum current at which the device will not trip at 20°C
I_T = Trip current. The minimum current at which the device will always trip at 20°C

204467

Order Multiple=5		Price Each					
I Hold (A)	Order Code	5+	50+	100+	250+	500+	1K+
0.9	**117-5843●**	0.310	0.280	0.250	0.220	0.199	0.189
1.1	**117-5844●**	0.310	0.280	0.250	0.220	0.199	0.189
1.35	**117-5845●**	0.340	0.310	0.280	0.250	0.220	0.210
1.6	**117-5846●**	0.350	0.320	0.280	0.260	0.240	0.210
1.85	**117-5847●**	0.370	0.330	0.300	0.270	0.250	0.220
2.5	**117-5848●**	0.390	0.350	0.310	0.280	0.260	0.240
3	**117-5849●**	0.410	0.370	0.330	0.300	0.280	0.260
4	**117-5850●**	0.440	0.400	0.360	0.320	0.300	0.280
5	**117-5851●**	0.470	0.420	0.380	0.340	0.320	0.290
6	**117-5852●**	0.520	0.460	0.410	0.370	0.350	0.320
7	**117-5854●**	0.720	0.650	0.570	0.510	0.480	0.440
8	**117-5855●**	0.560	0.500	0.450	0.410	0.380	0.350
9	**117-5856●**	0.620	0.570	0.540	0.520	0.490	0.460

PolySwitch - LVR Series

Tyco Electronics

240V ac Voltage Rating



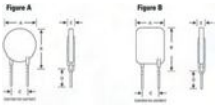

- Maximum operating voltage of 240V ac
- Maximum interrupt voltage of 265V ac
- **UL**, **CSA** and **TUV (IEC)** recognised

- Solid state - Able to withstand mechanical shock and thermal stress
- Low off state resistance

Power dissipated while tripped (W)	Current Hold (A)	Trip (A)	Dimensions A mm	B mm	C mm	D mm	E mm	Mftrs. List No.	Order Code
0.7	0.05	0.12	8.3	12.9	5.8	7.6	3.8	LVR005K	117-5831
0.8	0.08	0.19	8.3	12.9	5.8	7.6	3.8	LVR008K	117-5832
1.0	0.12	0.30	8.3	12.9	5.8	7.6	3.8	LVR012K	117-5833
1.4	0.16	0.37	9.9	13.8	5.8	7.6	3.8	LVR016K	117-5834
1.5	0.25	0.56	9.6	18.8	5.8	7.6	3.8	LVR025K	117-5835
1.7	0.33	0.74	11.4	19	5.8	7.6	3.8	LVR033K	134-5912
2.0	0.40	0.90	11.5	20.9	5.8	7.6	3.8	LVR040K	117-5836
3.4	0.55	1.25	14.0	22.4	3	7.6	4.1	LVR055K	134-5913
4.5	2.0	4.0	24.9	33.8	11.4	5.1	6.1	LVR200S	134-5914

346970/406028

Order Multiple=5			Price Each				
I Hold (A)	Fig.	Order Code	5+	50+	100+	250+	500+
0.05	A	**117-5831●**	0.42	0.38	0.34	0.31	0.28
0.08	A	**117-5832●**	0.45	0.40	0.36	0.33	0.31
0.12	A	**117-5833●**	0.46	0.42	0.37	0.34	0.32
0.16	A	**117-5834●**	0.48	0.43	0.39	0.35	0.33
0.25	B	**117-5835●**	0.53	0.47	0.42	0.38	0.36
0.33	B	**134-5912●**	0.56	0.49	0.44	0.40	0.34
0.40	B	**117-5836●**	0.60	0.54	0.48	0.44	0.41
0.55	B	**134-5913●**	0.62	0.53	0.47	0.43	0.37
2.0	B	**134-5914●**	0.58	0.51	0.46	0.43	0.38

PolySwitch - RGEF Series

Tyco Electronics

16V - High Temperature



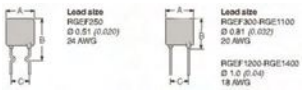

The RGEF series devices are rated for 16V and have hold current ranges from 2.5A to 14A. These products have tight trip-to-hold ratios. The RGEF devices are used in many applications including computer/multimedia, industrial equipment and controls, consumer and general electronics as well as motor protection.
These devices are **CSA** and **TUV** Approved, **ELV** Compliant and **UL** Recognised.

I_H (A)	I_T (A)	V_{max} (V dc)	I_{max} (A)	Dimensions A Max.	B Max.	C Nom	Figure	Mftrs. List No.	Order Code
2.5	4.7	16	100	8.9	12.8	5.08	A	RGEF250	134-5946
3.0	5.1	16	100	7.1	11	5.08	B	RGEF300	134-5947
4.0	6.8	16	100	8.9	12.8	5.08	B	RGEF400	134-5948
5.0	8.5	16	100	10.4	14.3	5.08	B	RGEF500	134-5949
6.0	10.2	16	100	10.7	17.1	5.08	B	RGEF600	134-5950
7.0	11.9	16	100	11.2	19.7	5.08	B	RGEF700	134-5951
8.0	13.6	16	100	12.7	20.9	5.08	B	RGEF800	134-5952
9.0	15.3	16	100	14.0	21.7	5.08	B	RGEF900	134-5954
10.0	17.0	16	100	16.5	25.2	5.08	B	RGEF1000	134-5955
11.0	18.7	16	100	17.5	26	5.08	B	RGEF1100	134-5956
12.0	20.4	16	100	17.5	28	10.9	B	RGEF1200	134-5957
14.0	23.8	16	100	23.5	27.9	10.9	B	RGEF1400	134-5958

I_H = Hold current. The maximum current at which the device will not trip at 25°C
I_T = Trip current. The minimum current at which the device will always trip at 20°C

464451

Order Multiple=5		Price Each					
I Hold (A)	Order Code	5+	50+	100+	250+	500+	+
2.5	**134-5946●**	0.36	0.34	0.28	0.26	0.25	– –
3.0	**134-5947●**	0.36	0.34	0.28	0.26	0.25	– –
4.0	**134-5948●**	0.37	0.35	0.29	0.27	0.25	– –
5.0	**134-5949●**	0.37	0.35	0.29	0.27	0.25	– –
6.0	**134-5950●**	0.39	0.37	0.32	0.29	0.27	– –
7.0	**134-5951●**	0.41	0.39	0.34	0.31	0.28	– –
8.0	**134-5952●**	0.45	0.42	0.37	0.34	0.32	– –
9.0	**134-5954●**	0.49	0.46	0.40	0.37	0.35	– –
10.0	**134-5955●**	0.59	0.56	0.49	0.45	0.42	– –
11.0	**134-5956●**	0.59	0.56	0.49	0.45	0.42	– –
12.0	**134-5957●**	0.63	0.60	0.52	0.48	0.45	– –
14.0	**134-5958●**	0.69	0.65	0.56	0.52	0.49	– –

PolySwitch - AGRF Series

Tyco Electronics

Automotive Applications



The AGRF series devices are qualified to operate in automotive environments as per the AEC-Q200 Stress Test Qualification for Passive Electronics in automotive applications. This specification requires devices to pass a rigorous test plan designed for automotive environments. Raychem Circuit Protection's document PS400.
These devices are **ELV** Compliant.

Maximum voltage	16V dc	Operating temperature	-40°C to +85°C
Maximum interrupt current	100A	Note:	Devices are not designed for reflow process.

RL Re-reeling available

Farnell

Resettable Fuses - continued

PolySwitch - AGRF Series - continued

Automotive Applications - continued

I_H (A)	I_T (A)	Dimensions A Max.	B Max.	C Typ	Mftrs. List No.	Order Code
4	7.6	8.90	14.1	5.08	AGRF400	134-5892
5	9.4	10.4	15.6	5.08	AGRF500	134-5893
6	10.7	10.7	18.4	5.08	AGRF600	134-5894
7	13.2	11.2	21	5.08	AGRF700	134-5895
8	15.0	12.7	22.2	5.08	AGRF800	134-5896
9	16.5	14.0	23	5.08	AGRF900	134-5897
10	18.5	16.51	25.7	5.08	AGRF1000	134-5899
11	20.3	17.5	26.5	5.08	AGRF1100	134-5900
12	22.1	17.5	28.8	10.9	AGRF1200	134-5901
14	27.3	23.5	28.7	10.9	AGRF1400	134-5902

I_H = Hold current. The maximum current at which the device will not trip at 20°C
I_T = Trip current. The minimum current at which the device will always trip at 20°C

464175

Order Multiple=5 I Hold (A)	Order Code	Price Each 5+	50+	100+	250+	500+	+
4	134-5892●	0.46	0.41	0.36	0.33	0.27	– –
5	134-5893●	0.46	0.41	0.36	0.33	0.27	– –
6	134-5894●	0.49	0.44	0.38	0.35	0.29	– –
7	134-5895●	0.40	0.36	0.31	0.29	0.24	– –
8	134-5896●	0.56	0.50	0.44	0.40	0.34	– –
9	134-5897●	0.61	0.55	0.48	0.43	0.37	– –
10	134-5899●	0.74	0.66	0.58	0.52	0.45	– –
11	134-5900●	0.74	0.66	0.58	0.52	0.45	– –
12	134-5901●	0.80	0.71	0.62	0.56	0.48	– –
14	134-5902●	0.87	0.78	0.68	0.61	0.52	– –

PolySwitch - TRF Series

Tyco Electronics

Short duration, High voltage Protection

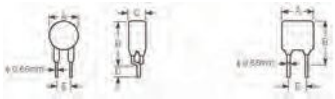

These products are radial leaded devices that help protect against short duration high voltage faults (250 - 600V rms). They are specifically designed to help meet the protection needs of telecommunications applications.
These devices are **CSA** and **TUV** Approved and **UL** Recognised.

I_H (A)	I_T (A)	V_{max} (V dc)	I_{max} (A)	Dimensions A Max.	B Max.	C Max	D Min	Mftrs. List No.	Order Code
0.120	0.24	60	3.0	6.5	11	4.6	4.7	TRF250-120	134-5980
0.145	0.29	60	3.0	6.5	11	4.6	4.7	TRF250-145	134-5981
0.180	0.65	100	10.0	9.0	12	3.8	4.7	TRF250-180	134-5982
0.150	0.30	60	3.0	9.0	12.5	4.6	4.7	TRF600-150	134-5984
0.160	0.32	250	3.0	16.0	12.6	6	4.7	TRF600-160	134-5985

I_H = Hold current. The maximum current at which the device will not trip at 20°C
I_T = Trip current. The minimum current at which the device will always trip at 20°C

464683

Order Multiple=5 I Hold (A)	Order Code	Price Each 5+	50+	100+	250+	500+
0.120	134-5980●	0.49	0.44	0.39	0.35	0.31
0.145	134-5981●	0.49	0.44	0.39	0.35	0.31
0.180	134-5982●	0.53	0.47	0.42	0.37	0.34
0.150	134-5984●	0.76	0.67	0.58	0.52	0.47
0.160	134-5985●	0.84	0.74	0.65	0.58	0.53

PolySwitch - SRP Series

Tyco Electronics

Strap Battery Pack Devices



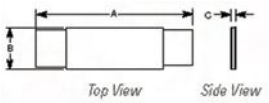

The SRP series of products provide reliable non-cycling protection for rechargeable batteries. Weldable nickel leads and a narrow, low-profile design make these devices easy to install directly onto battery cells.
These products are not designed to be re-flow solder process compatible.
These devices are **CSA** and **TUV** Approved, **ELV** Compliant and **UL** Recognised.

I_H (A)	I_T (A)	V_{max} (V dc)	I_{max} (A)	Dimensions A Max.	B Max.	C Typ	Mftrs. List No.	Order Code
1.2	2.7	15	100	22.1	5.2	1	SRP120F	134-5974
1.75	3.8	15	100	23.1	5.2	1	SRP175F	134-5975
2.0	4.4	30	100	23.4	11	1.1	SRP200F	134-5976
3.5	6.3	30	100	31.8	13.5	1.1	SRP350F	134-5978
4.2	7.6	30	100	32.4	13.6	1.1	SRP420F	134-5979

I_H = Hold current. The maximum current at which the device will not trip at 20°C
I_T = Trip current. The minimum current at which the device will always trip at 20°C

464667

Order Multiple=5 I Hold (A)	Order Code	Price Each 5+	50+	100+	250+	2K+	+
1.2	134-5974●	0.270	0.220	0.192	0.168	0.153	– –
1.75	134-5975●	0.360	0.310	0.260	0.220	0.200	– –
2.0	134-5976●	0.360	0.310	0.260	0.220	0.200	– –
3.5	134-5978●	0.360	0.310	0.260	0.220	0.200	– –
4.2	134-5979●	0.360	0.310	0.260	0.220	0.200	– –

PolySwitch - LR4 Series

Tyco Electronics

Strap Battery Pack Devices



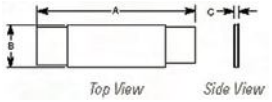

The LR4 devices small thermal mass enables reduced reaction time to over-current events. These products are suited for battery packs intended for computer and camcorder applications.
These devices are **CSA** and **TUV** Approved, **ELV** Compliant and **UL** Recognised.

Maximum voltage - 1.9A to 3.8A I_H	15V dc
Maximum voltage - 4.5A to 9A I_H	20V dc
Maximum trip current	100A
Operating temperature	-40°C to +60°C
Note:	Devices are not designed for reflow process.

I_H (A)	I_T (A)	Dimensions A Max.	B Max.	C Typ	Mftrs. List No.	Order Code
1.9	3.9	22.1	5.5	1	LR4-190F	134-5903
2.6	5.8	23.1	5.5	1	LR4-260F	134-5905
3.8	8.3	26.0	7.5	1	LR4-380F	134-5906
4.5	8.9	26.0	10.5	1	LR4-450F	134-5907
5.5	10.5	37.0	7.5	1	LR4-550F	134-5908
6.0	11.7	26.0	14.5	1	LR4-600F	134-5909
9.0	16.7	47.6	8.5	1.3	LR4-900F	134-5911

I_H = Hold current. The maximum current at which the device will not trip at 20°C
I_T = Trip current. The minimum current at which the device will always trip at 20°C

464237

Order Multiple=5 I Hold (A)	Order Code	Price Each 5+	50+	100+	250+	1K+	+
2.6	134-5905●	0.51	0.45	0.40	0.36	0.31	– –
3.8	134-5906●	0.56	0.49	0.43	0.40	0.34	– –
4.5	134-5907●	0.59	0.52	0.46	0.42	0.36	– –
5.5	134-5908●	0.65	0.57	0.50	0.46	0.39	– –
6.0	134-5909●	0.73	0.64	0.57	0.52	0.44	– –
9.0	134-5911●	0.66	0.57	0.50	0.46	0.39	– –

8 x 31 mm HRC Cartridge Fuses

gL/gG (General Line)

Ferraz Shawmut

- European style industrial ceramic fuses for cable protection and applications where there are no surges to be absorbed
- Manufactured in accordance with **IEC 269**
- Approved by **Lloyds Register of shipping** and **Bureau Veritas**

Voltage rating	400V ac
Breaking capacity	20kA

204541

Order Multiple=5 Rating	Mftrs. List No.	Order Code	Price Each 5+	25+	100+	250+
2A	Q219227	302-8677	0.57	0.53	0.49	0.47
4A	W222958	302-8689	0.57	0.53	0.49	0.47
6A	A211025	302-8690	0.57	0.53	0.49	0.47
10A	A214613	302-8707	0.57	0.53	0.49	0.47
16A	P216650	302-8719	0.57	0.53	0.49	0.47

Fuseholders, DIN Rail Mounting

Ferraz Shawmut

- Approved by **Lloyds Register of Shipping** and **Bureau Veritas**

H=78, W=17.5, D(inc. lever)=59
Terminal capacity = 16mm Rating 25A @ 400V ac

204542

	Mftrs. List No.	Order Code	Price Each 1+	10+	25+	50+
Single Pole	T219253	302-8744	2.96	2.80	2.74	2.69

Over 480,000 products online

RL Re-reeling available

Farnell

10 x 35mm Cartridge Fuses

High Performance Fast Acting - 10.3 x 35mm

Suitable For Multimeters

- **UL** recognised

Voltage rating 1000V ac/dc
Breaking capacity 10000A @ 1000V ac/dc

204530

Rating	Mftrs. List No.	Order Code	Price Each 1+	5+	25+
440mA	0FLU.440T.TA000	994-3331●	8.42	7.83	7.49

High Performance Fast Acting - 10.3 x 35mm

BLS Series - Suitable For Multimeters

- For high ac fault current circuitry
- **UL** recognised
- **CSA** approved

Voltage rating 600V ac
Breaking capacity 10000A @ 600V ac/dc

204531

Rating	Mftrs. List No.	Order Code	Price Each 1+	10+	25+
1A	BLS1	994-3307●	2.90	2.60	2.31
3A	BLS3	994-3315●	2.90	2.60	2.31

Fast Acting - Multi-meter Protection

DMM-B Series

- Designed for Multi-meters only
- Intended to carry 100% of rated current indefinitely
- NOT intended for branch circuit protection
- Melamine Tube with Nickel Plated Endcaps
- **UL** Recognised

Voltage rating 1000V/dc
Interrupting Rating - DMM-B-11A 20kA
Interrupting Rating - DMM-B-44/100 10kA

444865

Fuse Rating	Mftrs. List No.	Order Code	Price Each 1+	5+	10+	25+	50+
11A	DMM-B-11A	124-1956	7.97	7.69	7.50	7.31	7.02
440mA	DMM-B-44/100	124-1957	7.97	7.69	7.50	7.31	7.02

10 x 38 mm HRC Cartridge Fuses

High Performance Fast Acting - 10.3 x 38mm

Suitable For Multimeters

- **UL** recognised

Voltage rating 1000V ac
Breaking capacity 17000A @ 250V ac/dc

204529

Rating	Mftrs. List No.	Order Code	Price Each 1+	5+	25+
11A	0FLU011.T.TA000	994-3340●	8.42	7.83	7.49

High Performance Fast Acting - 10.3 x 38mm

KLK Series - Suitable For Multimeters

- For high ac fault current circuitry
- **UL** recognised (to 3A)
- **CSA** approved

Voltage rating 600V ac
Breaking capacity 100000A @ 600V ac

204527

Rating	Mftrs. List No.	Order Code	Price Each 1+	10+	25+
1A	0KLK001.T	994-3218●	3.29	2.98	2.67
2A	0KLK002.T	994-3226●	3.29	2.98	2.67
3A	0KLK003.T	994-3234●	3.29	2.98	2.67
4A	0KLK004.T	994-3242●	3.26	2.95	2.65
5A	0KLK005.T	994-3250●	3.29	2.98	2.67
10A	0KLK010.T	994-3269●	3.29	2.98	2.67
15A	0KLK015.T	994-3277●	3.29	2.98	2.67
20A	0KLK020.T	994-3285●	3.29	2.98	2.67
30A	0KLK030.VX832	994-3293●	3.29	2.98	2.67

Over 480,000 products online

High Performance Fast Acting - 10.38 x 38

KTK Series Suitable for Multimeters

- For high ac fault current circuitry
- **UL** Recognised
- **CSA** certified

Voltage rating 600V
Breaking capacity 100000A @ 600V

227525

Rating	Mftrs. List No.	Order Code	Price Each 1+	10+	25+
0.5A	KTK-1/2	348-2819	3.71	3.38	3.23
1A	KTK-1	348-2820	3.06	2.78	2.66
1.5A	KTK-1-1/2	348-2832	3.05	2.85	2.73
2A	KTK-2	348-2844	3.06	2.78	2.66
3A	KTK-3	348-2856	3.06	2.79	2.66
5A	KTK-5	348-2870	3.06	2.79	2.66
6A	KTK-6	348-2881	3.05	2.85	2.73
8A	KTK-8	348-2900	3.85	3.59	3.42
10A	KTK-10	NEW 161-5090▲	3.02	2.65	2.47
12A	KTK-12	NEW 161-5091▲	3.02	2.65	2.47
15A	KTK-15	NEW 161-5092▲	3.02	2.65	2.47
20A	KTK-20	NEW 161-5093▲	3.02	2.65	2.47
25A	KTK-25	NEW 161-5094▲	3.02	2.65	2.47
30A	KTK-30	NEW 161-5095▲	3.02	2.65	2.47

High Performance Quick Blow (F) - 10.3 x 38

KTK-R Series

High performance, fast acting, single-element ceramic fuses for protection of branch circuits, motor control circuits, lighting ballasts and control transformers. A grooved ferrule permits mounting in rejection-type as well as standard fuseholders. **UL** Recognised and **CSA** approved.

Voltage rating 600V ac
Breaking capacity 200000A @ 600V ac

204412

Rating	Rating	Order Code	Price Each 1+	10+	50+	100+
0.5A	KTK-R-1/2	NEW 161-5096▲	6.03	5.30	4.93	4.57
1A	KTK-R-1	218-923	5.15	4.48	4.15	3.97
2A	KTK-R-2	218-935	5.92	4.93	4.21	3.97
3A	KTK-R-3	NEW 161-5097▲	6.03	5.30	4.93	4.57
4A	KTK-R-4	218-947	7.01	6.30	5.60	5.32
5A	KTK-R-5	218-959	5.92	4.93	4.21	3.97
6A	KTK-R-6	NEW 161-5098▲	6.03	5.30	4.93	4.57
8A	KTK-R-8	NEW 161-5100▲	6.03	5.30	4.93	4.57
10A	KTK-R-10	218-960	5.92	4.93	4.21	3.97
15A	KTK-R-15	218-972	5.92	4.93	4.21	3.97
20A	KTK-R-20	218-984	6.16	5.13	4.39	4.12
25A	KTK-R25	NEW 161-5102▲	6.03	5.30	4.93	4.57
30A	KTK-R-30	218-996	5.97	4.97	4.24	3.99

gR Ultra Rapid Semiconductor Fuses

- European style industrial ceramic ultra rapid fuses for protection of thyristors, diodes etc.
- **UL** Recognised

Rating 600Vac

Current Rating	Voltage Power Dissipation (W)	Pre-arcing I^2t	Total I^2t @ 600V	Order Code
4A	1.1	1.1	6	607-745
6A	1.8	6	18	607-757
10A	1.7	9	28	607-769
16A	4.8	36	120	607-770
20A	5.8	60	200	607-782
25A	6.8	120	420	607-794
30A	7.8	195	650	607-800

Mftrs. List No.60-033-05 + Rating

204397

Rating	Order Code	Price Each 1+	10+	100+	200+
4A	607-745	4.48	4.10	3.94	3.76
6A	607-757	4.48	4.10	3.94	3.76
10A	607-769	4.48	4.10	3.94	3.76
16A	607-770	4.48	4.10	3.94	3.76
20A	607-782	4.48	4.10	3.94	3.76
25A	607-794	4.48	4.10	3.94	3.76
30A	607-800	4.48	4.10	3.94	3.76

700 products added online every week

See our pick of the hottest products and latest technologies in '**What's New?**' at **www.farnell.co.uk**

10 x 38 mm HRC Cartridge Fuses - continued

gL (General Line)

European style industrial HRC ceramic fuses manufactured in accordance with **IEC269-2, NFC63-210** and **UNE21.103.** Suitable for cable protection and applications where there are no surges to be absorbed.

Voltage rating 500V (32A 499493 = 400V) Breaking capacity 120000

204429

Order Multiple=5 Rating	Order Code	Price Each 5+	25+	100+	250+
2A	**248-708**	0.54	0.52	0.50	0.49
4A	**248-710**	0.54	0.52	0.50	0.49
6A	**248-721**	0.54	0.52	0.50	0.49
10A	**248-733**	0.54	0.52	0.50	0.49
16A	**248-745**	0.54	0.52	0.50	0.49
20A	**499-470**	0.62	0.55	0.54	0.53
25A	**499-481**	0.61	0.54	0.53	0.52
32A	**499-493**	0.60	0.54	0.52	0.51

aM (Motor Rated)

European style industrial HRC ceramic fuses manufactured in accordance with **IEC269-2, NFC63-210** and **UNE21.103.** Suitable for applications where an initial surge has to be absorbed (i.e. motor starts).

Voltage rating 500V ac (248-691 = 400V ac) Breaking capacity 120000

204428

Order Multiple=5 Rating	Order Code	Price Each 5+	25+	100+	250+
2A	**248-630**	0.68	0.63	0.61	0.60
4A	**248-642**	0.67	0.62	0.58	0.56
6A	**248-654**	0.67	0.62	0.58	0.56
10A	**248-666**	0.67	0.62	0.58	0.56
16A	**248-678**	0.67	0.62	0.58	0.56
20A	**248-680**	0.73	0.68	0.65	0.63
25A	**248-691**	0.89	0.81	0.77	0.76
32A	**143-6845●**	0.81	0.74	0.71	0.70

Fuse Clips

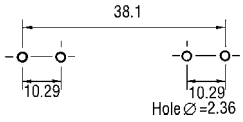

PCB drilling plan

PCB mounting bright tinned spring bronze fuse clips suitable for all 1½" (10 x 38mm) cartridge fuses.

Rating 20A (dependent on track size of PCB) Mftrs. List No. 1A3400-09

204413

2 Per Pack Order Code	Price Per Pack 1+	5+	25+	50+
120-5149●	0.58	0.46	0.40	0.34

10 x 38mm (13/32" x 1½") Fuseholder

Waterproof - In-Line

New

- Non-Breakaway, in line fuse holders
- Copper crimp terminal on load and line side
- Rated at 30A @ 600V
- 161-5119 is **CSA**, **CE** Approved and **UL** Recognised
- 161-5120 is **CSA** Approved

515114

Conductor Size	Mftrs. List No.	Order Code	Price Each 1+	10+	50+
12AWG to 8AWG	HEB-AA	**161-5119▲**	14.29	13.43	11.43
10AWG to 6AWG	HEB-BB	**161-5120▲**	15.66	14.72	12.53

Fuseholders, DIN Rail Mounting

Single pole
H=78, W=17.5,
D (inc. lever)=73.5
D (excl. lever)=58
Terminal capacity=16mm²
Rating 32A @ 400V

Triple pole
H=78, W=52.5
D (inc. lever)=75.5
D (excl. lever)=52
Terminal capacity=16mm²
Rating 32A @ 400V

204427

	Order Code	Price Each 1+	10+	25+	50+
Single Pole	**248-757**	3.52	2.88	2.49	2.20
Triple Pole	**542-787**	11.70	11.09	10.53	10.28

14 x 51 mm HRC Cartridge Fuses

gR, gL and aM Lines

gR Ultra Rapid Semiconductor Fuses

- European style industrial ceramic ultra rapid fuses for protection of thyrisors, diodes, small speed drives, etc.
- **UL** recognised
- Voltage rating 700Vac **(UL)**, 660Vac **(IEC)**
- Power dissipation: 6 to 10W

Mftrs. List No: 50-124-06+Rating

Rating (A)	Pre-arcing I^2t	Total I^2t @660V	Order Code	Price Each 1+	10+	100+	250+
20	21	190	**187-161**	4.50	4.20	4.02	3.84
25	32	340	**187-173**	4.50	4.20	4.02	3.84
32	63	620	**187-185**	4.63	4.32	4.14	3.94
40	140	1050	**187-197**	4.63	4.32	4.14	3.94
50	250	1900	**143-6844●**	4.71	4.53	4.30	4.21

gL (General Line)

- European style industrial ceramic fuses for cable protection and applications where there are no surges to be absorbed
- Manufactured in accordance with **IEC 269-2, NFC60.200, 63.210, 63.211** and **UNE21.108**
- Approved by **Lloyds Register of Shipping** and **Bureau Veritas**

Voltage rating 690Vac (20A, 25A) 500Vac (32A, 40A) 400Vac (50A) Breaking capacity 80kA (20A, 25A) 120kA (32A upwards)

Order Multiple=5 Rating (A)	Order Code	Price Each 5+	25+	100+	250+
20	**187-306**	0.85	0.79	0.75	0.72
25	**187-203**	1.09	1.05	0.98	0.92
32	**187-215**	0.85	0.79	0.75	0.72
40	**187-227**	0.85	0.79	0.75	0.72
50	**187-239**	1.15	1.11	1.04	0.98

aM (Motor Rated)

- European style industrial HRC fuses for applications where an initial surge has to be absorbed (i.e motor start)
- Manufactured in accordance with **IEC 269-2, NFC60.200, 63.210, 63.211** and **UNE21.103**
- Appproved by **Lloyds Register of Shipping** and **Bureau Veritas**

Voltage rating 690Vac (20A, 25A) 500Vac (32A, 40A) 400Vac (50A) Breaking capacity 80kA (20A, 25A) 120kA (32A upwards)

Order Multiple=5 Rating (A)	Order Code	Price Each 5+	25+	100+	250+
20	**187-240**	1.16	1.10	1.06	1.04
25	**187-252**	1.16	1.10	1.06	1.04
32	**187-264**	1.11	1.09	1.02	0.96
40	**187-276**	1.15	1.12	1.06	1.05
50	**187-288**	1.18	1.15	1.10	1.07

Fuseholder for 14 x 51mm fuses

- Manufactured in accordance with **IEC 269-2, 947-3, NFC63.210-63001, VDE0636-1** and **UNE 20129-21103**
- Approved by **Lloyds Register of Shipping** and **Bureau Veritas**

H=106, W=26, D(inc. lever)=81, D(excl. lever)=61.6, Terminal capacity=16mm²

Voltage rating 690Vac (up to 25A) 500Vac (32A, 40A) 400Vac (50A)

204376

	Order Code	Price Each 1+	5+	20+	50+
Single Pole Fuseholder	**187-290**	7.58	7.43	7.18	6.92

22 x 58 mm HRC Cartridge Fuses

gR and aM Lines

gR Ultra Rapid Semiconductor Fuses

- European style industrial ceramic ultra rapid fuses for protection of thyristors, diodes, power transistors etc.
- **UL** recognised

Voltage rating 700V ac (UL), 600V ac **IEC**
Power dissipation 9.6 to 19W
Breaking capacity 200kA

Mftrs. List No. 50-140-06+Rating (standard)

RL Re-reeling available

Farnell

Rating (A)	Pre-arcing I^2t	Total I^2t @ 660V	Order Code	Price Each 1+	10+	100+	200+
Standard							
32	63	315	**329-5497**	9.16	8.37	7.44	6.76
40	140	610	**329-5503**	12.42	11.43	10.14	9.25
50	210	910	**329-5515**	12.42	11.43	10.14	9.25
63	510	2260	**329-5527**	12.54	11.61	10.25	9.37
80	1000	4400	**329-5539**	12.54	11.61	10.25	9.37
100	2050	8900	**329-5540**	14.93	13.84	12.28	11.07

aM (Motor Rated)

- European style industrial HRC fuses for applications where an initial surge has to be absorbed (e.g. motor start)
- Manufactured in accordance with **IEC 269-3-1, NFC61.201 and UNE21.103**
- Appproved by **Lloyds Register of Shipping and Bureau Veritas**

Voltage rating 660Vac (up to 80A) Breaking capacity 80kA (up to 80A)

Rating (A)	Order Code	Price Each 1+	10+	100+	200+
63	**329-5655**	1.81	1.66	1.49	1.35
80	**329-5667**	1.90	1.73	1.56	1.39

Fuseholder for 22 x 58mm fuses

- Manufactured in accordance with **IEC 269-2-1, 947-3, NFC63210-63001, VDE0636-1 and UNE20129-21103**
- Approved by **Lloyds Register of Shipping and Bureau Veritas**

Voltage rating 660V ac (up to 80A) 500V ac (100A) 400V ac (125A) Breaking capacity 80kA (up to 80A) 120kA (100, 125A)

H = 140, W = 35, D (incl. lever) = 88, D (excl. lever) = 58, Terminal capacity = 16mm²

227526

	Order Code	Price Each 1+	10+	25+	50+
Single Pole Fuseholder	**329-5692**	12.89	11.60	10.95	10.31

BS1361 Style

Bussmann

Domestic and industrial consumer unit fuses manufactured to comply with **BS1361. ASTA** certified.

Voltage rating 240V ac
Breaking capacity 16.5kA

Current rating	L	Dia.	Mftrs. List No.	Order Code
5A	23	4.8	TDC119 5A.	540-365
15A	26	10	TDC120 15A.	540-377
20A	26	10	TDC120 20A.	540-389
30A	29	12.7	TDC121 30A.	540-390
45A	35	16.67	TDC122 45A.	540-407

204441

Order Multiple=5

Current Rating	Order Code	Price Each 5+	25+	100+	250+
5A	**540-365**	0.49	0.44	0.40	0.39
15A	**540-377**	1.18	1.07	1.01	0.94
20A	**540-389**	1.00	0.87	0.85	0.80
30A	**540-390**	1.16	1.06	1.00	0.94
45A	**540-407**	1.76	1.59	1.52	1.42

Industrial HRC Fuses and Fuseholders

Low Voltage Industrial HRC

Bussmann

Industrial HRC fuselinks to **BS88** and **IEC269 (parts 1 and 2)** available in general purpose and dual rated motor circuit styles.

Voltage rating 550V ac Breaking capacity 80kA

Size	Overall Length	Diameter	Fixing Centres	Suitable Fuseholder	Mftrs List No.
F1 (NS)	58.7	13.8	—	556-154	NSD
A1	54.5	13.8	44.5	556-361	NITD
A2	85	13.8	73	556-373	AAO
A3	87	21.4	73	556-385	BAO
A4	111	21.4	94	177-607	CEO

204453

Fuse Rating	Mftrs. List No.	Order Code	Price Each 1+	20+	50+	100+
Size F1 — Offset Blade Tag - NSD						
2A	NSD2A	**120-2348●**	1.47	1.41	1.32	1.29
4A	NSD4A	**120-2349●**	1.47	1.41	1.32	1.29
6A	NSD6A	**120-2350●**	1.47	1.41	1.32	1.29
10A	NSD10A	**120-2351●**	1.47	1.41	1.32	1.29
16A	NSD16A	**120-2353●**	1.52	1.44	1.37	1.32
20A	NSD20A	**120-2354●**	1.53	1.49	1.39	1.32
25A	NSD25A	**120-2409●**	2.06	1.95	1.85	1.82
32A	NSD32A	**120-2410●**	2.06	1.95	1.85	1.82
Size A1 — Open Ended Slotted Tag - NITD						
2A	NITD2A	**120-2355●**	1.35	1.20	1.17	1.15
4A	NITD4A	**120-2356●**	1.46	1.31	1.28	1.25
6A	NITD6A	**120-2357●**	1.46	1.31	1.28	1.25
10A	NITD10A	**120-2358●**	1.46	1.31	1.28	1.25
16A	NITD16A	**120-2359●**	1.53	1.39	1.32	1.30
20A	NITD20A	**120-2360●**	1.92	1.71	1.67	1.62
25A	NITD-25A	**120-2411●**	2.06	1.95	1.85	1.82
32A	NITD-32A	**120-2412●**	2.06	1.95	1.85	1.82
20A	NITD-20M25A	**120-2413●**	2.04	1.82	1.76	1.73
20A	NITD20M32A	**120-2361●**	2.22	1.98	1.93	1.90
32A	NITD-32M40A	**120-2414●**	3.95	3.55	3.44	3.37
32A	NITD-32M63A	**120-2415●**	3.67	3.31	3.21	3.15
Size A2 — Offset Bolted Tag - AAO						
2A	AA0-2A	**120-2416●**	2.11	2.05	1.90	1.85
4A	AA0-4A	**120-2417●**	2.29	2.22	2.06	2.01
6A	AA06A	**120-2362●**	2.32	2.07	2.02	1.98
10A	AA010A	**120-2363●**	2.13	1.91	1.86	1.83
16A	AA016A	**120-2365●**	2.55	2.28	2.20	2.15
20A	AA020A	**120-2366●**	2.55	2.28	2.20	2.15
25A	AA025A	**120-2367●**	2.69	2.42	2.36	2.29
32A	AA032A	**120-2368●**	2.69	2.42	2.36	2.29
32M40A	AA0-32M40A	**120-2419●**	3.28	2.96	2.86	2.80
32M50A	AA0-32M50A	**120-2421●**	3.10	2.78	2.70	2.64
32M63A	AA0-32M63A	**120-2422●**	3.91	3.50	3.41	3.33
Size A3 — Offset Bolted Tag - BAO						
40A	BA040A	**120-2369●**	4.29	3.89	3.70	3.62
50A	BA050A	**120-2370●**	4.29	3.89	3.70	3.62
63A	BA063A	**120-2371●**	4.92	4.43	4.26	4.18
63M80A	BA063M80A	**120-2423●**	7.46	6.54	6.31	6.03
63M100A	BA063M100A	**120-2424●**	7.79	6.83	6.60	6.25
Size A3 - OSD						
80A	OSD80A	**120-2385●**	7.25	6.55	6.14	6.02
100A	OSD100A	**120-2386●**	7.80	6.83	6.62	6.50
Size A4 — Offset Bolted Tag - CEO						
100A	CE0100A	**120-2372●**	9.37	8.79	8.26	7.81
100M125A	CE0100M125A	**120-2425●**	10.89	9.56	9.25	9.06
100M160A	CE0100M160A	**120-2426●**	9.55	8.37	8.10	7.94
CEO - Offset Bolted Tag						
32M200A	CEO32	NEW **161-5070▲**	6.96	6.59	6.22	5.73
40M200A	CEO40	NEW **161-5071▲**	6.96	6.59	6.22	5.73
50M200A	CEO50	NEW **161-5072▲**	6.96	6.59	6.22	5.73
63M200A	CEO63	NEW **161-5073▲**	6.96	6.59	6.22	5.73
80M200A	CEO80	NEW **161-5074▲**	6.96	6.59	6.22	5.73
DEO - Offset Bolted Tags						
125M200A	DEO125	NEW **161-5076▲**	13.36	12.65	11.93	10.97
160M200A	DEO160	NEW **161-5077▲**	13.36	12.65	11.93	10.97
200M200A	DEO200	NEW **161-5078▲**	13.36	12.65	11.93	10.97
ED - Center Bolted Tags						
250M200A	ED250	NEW **161-5079▲**	17.34	16.41	15.48	14.24
315M200A	ED315	NEW **161-5080▲**	17.34	16.41	15.48	14.24
400M200A	ED400	NEW **161-5081▲**	17.34	16.41	15.48	14.24
ESD - Offset Blade Tags						
16M200A	ESD16	NEW **161-5082▲**	3.02	2.85	2.69	2.48
20M200A	ESD20	NEW **161-5083▲**	3.02	2.85	2.69	2.48
25M200A	ESD25	NEW **161-5084▲**	3.02	2.85	2.69	2.48
32M200A	ESD32	NEW **161-5085▲**	3.02	2.85	2.69	2.48
40M200A	ESD40	NEW **161-5086▲**	3.02	2.85	2.69	2.48
50M200A	ESD50	NEW **161-5088▲**	3.02	2.85	2.69	2.48
63M200A	ESD63	NEW **161-5089▲**	3.02	2.85	2.69	2.48

Semi-conductor Protection Fuses

Bussmann

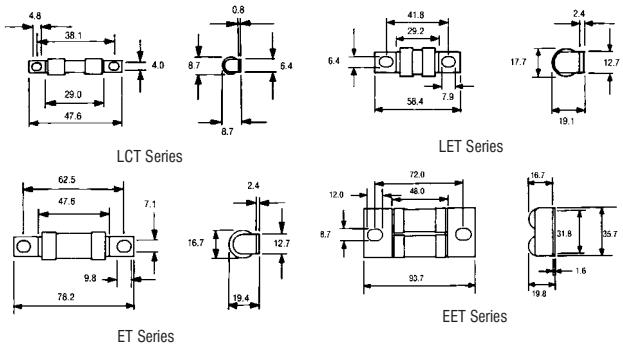

RL Re-reeling available

Farnell

Industrial HRC Fuses and Fuseholders - continued

Semi-conductor Protection Fuses - continued

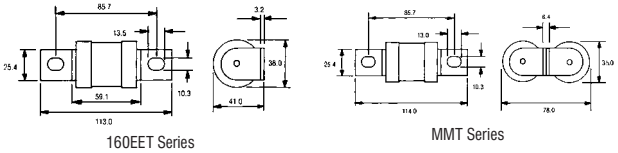

160EET Series

MMT Series

Designed for semiconductor protection

240 Volt RMS Series

Rating (A)	Max Power Loss (Watts)	I^2 Rating (A^2S) Pre-Arcing (Min)	Max @ 120V	Max @ 240V	Former IR List No.	Bussmann List No.	Order Code
10	2.5	3.8	12	22	A350-10	10LCT	120-2309
16	2.5	20	50	100	A350-16	16LCT	120-2310
20	4	25	80	160	A350-20	20LCT	120-2311
7	1.5	1.7	10	17	L350-7	7LET	120-2312
10	1.8	3.8	23	35	L350-10	10LET	120-2313
12	2	7	42	58	L350-12	12LET	120-2314
16	2.5	15	70	140	L350-16	16LET	120-2316
25	4	19	120	250	L350-25	25LET	120-2317
32	5	32	200	450	L350-32	32LET	120-2318
35	5	51	320	600	L350-35	35LET	120-2319
50	7	100	500	1400	—	50LET	120-2429
63	9	180	1100	2200	L350-63	63LET	120-2320
80	10	300	1900	3800	L350-80	80LET	120-2321
100	10	600	3800	7500	L350-100	100LET	120-2322
125	16	600	3800	7500	L350-125	125LET	120-2323
160	20	1100	7000	15000	L350-160	160LET	120-2324
160	17	1100	7000	15000	——	160LMT	120-2326
180	21	1800	12000	24000	L350-180	180LET	120-2325

660 Volt RMS Series

Rating (A)	Max Power Loss (Watts)	I^2t Rating (A^2S) Pre-Arcing (Min)	Max @ 415V	Max @ 660V	Former IR List No.	Bussmann List No.	Order Code
12	3.7	7	38	55	E1000-12	12ET	120-2329
15	4.6	11	60	95	E1000-15	15ET	120-2330
20	7.5	18	100	180	E1000-20	20ET	120-2331
25	7	24	150	250	E1000-25	25ET	120-2332
32	11	32	190	350	E1000-32	32ET	120-2333
40	9	100	600	900	E1000-40	40ET	120-2334
56	14	160	950	1500	E1000-56	56ET	120-2335
80	18	410	2500	4000	E1000-80	80ET	120-2336
65	20	210	1100	1700	EE1000-65	65EET	120-2337
75	20	420	2000	3000	EE1000-75	75EET	120-2338
90	19	480	3000	4500	EE1000-90	90EET	120-2341
110	27	600	4000	6500	EE1000-110	110EET	120-2342
160	26	2400	15000	25000	M1000-160	160MT	120-2343
355	54	18000	100000	150000	MM1000-355	355MMT	120-2347

Former IR product List No. are electrically identical to Bussmann List No. IR's range of fuses were manufactured by Bussmann and then re-branded.

204609

Current Rating	Order Code	Price Each 1+	20+	40+	100+
240 Volt RMS Series					
10A	**120-2309●**	2.63	2.45	2.34	2.23
16A	**120-2310●**	2.63	2.45	2.34	2.23
20A	**120-2311●**	2.63	2.45	2.34	2.23
		1+	**10+**	**50+**	**100+**
7A	**120-2312●**	5.89	5.40	5.17	5.07
10A	**120-2313●**	5.89	5.40	5.17	5.07
12A	**120-2314●**	5.97	5.29	4.96	4.86
16A	**120-2316●**	6.49	5.76	5.39	5.29
25A	**120-2317●**	6.07	5.65	5.40	5.16
32A	**120-2318●**	5.95	5.54	5.29	5.06
35A	**120-2319●**	6.07	5.65	5.40	5.16
50A	**120-2429●**	6.07	5.65	5.40	5.16
63A	**120-2320●**	6.07	5.65	5.40	5.16
80A	**120-2321●**	6.04	5.62	5.37	5.13
100A	**120-2322●**	6.93	6.45	6.18	5.90
125A	**120-2323●**	7.86	6.92	6.59	6.47
160A	**120-2324●**	8.20	7.26	6.97	6.83
160A	**120-2326●**	13.97	12.40	11.80	11.55
180A	**120-2325●**	8.20	7.26	6.97	6.83
660 Volt RMS Series		**1+**	**10+**	**50+**	**100+**
12A	**120-2329●**	7.93	7.15	6.55	6.41
15A	**120-2330●**	7.30	6.58	6.02	5.89
20A	**120-2331●**	7.93	7.15	6.55	6.41
25A	**120-2332●**	7.93	7.15	6.55	6.40
32A	**120-2333●**	7.93	7.15	6.55	6.40
40A	**120-2334●**	7.93	7.15	6.55	6.40
56A	**120-2335●**	7.93	7.15	6.55	6.40
80A	**120-2336●**	8.59	7.79	7.18	6.75
65A	**120-2337●**	17.24	15.53	14.85	14.56
75A	**120-2338●**	17.24	15.53	14.85	14.56
90A	**120-2341●**	17.24	15.53	14.85	14.56
110A	**120-2342●**	17.24	15.53	14.85	14.56
160A	**120-2343●**	16.44	15.36	14.84	14.55
		1+	**5+**	**10+**	**25+**
355A	**120-2347●**	36.70	32.59	31.49	30.88

'Redspot'™ Series

A1 to A4 and B2

Notes: A1 size fuse carrier has one central fixing hole A2, A3, A4 and B2 sizes are two hole fixing (see diagram above). B2 size fuse carrier has a different style handle to that shown in the diagram above.

GEC 'Redspot'™ fuse carriers are widely accepted as an industry standard for use with BS88 fuses.
Moulded from a flame retardant non-hygroscopic phenolic resin to **BS771** they are available in black.
The patented non-twist cable clamping screw of large diameter complies with **CEGB** requirements for **Class II duty,** whilst contacts are single screw fixing with large contact area and anti-vibration features.
Approved by Lloyds register for marine applications, **CEGB approval Nr.29** for **Category II duty.**

Size	Black Mftrs. List No.	Order Code
A1	RS20H	177-604
A2	RS32H	177-605
A3	RS63H	177-606
A4	RS100H	177-607
B2	RS200H	177-608

204620

Size	Colour	Order Code	Price Each 1+	10+	50+	100+
A1	Black	**177-604**	6.71	6.03	5.37	5.03
A2	Black	**177-605**	9.40	8.46	7.52	7.05
A3	Black	**177-606**	11.44	10.29	9.14	8.58
A4	Black	**177-607**	25.46	22.91	20.36	19.09
B2	Black	**177-608**	139.64	136.90	134.20	131.57

Camaster

A range of fully shrouded HRC fuseholders designed to accommodate offset bolted tag HRC fuselinks to **BS88 (Parts 1 & 2)** and **IEC 269-1 & 2 1986.**

These fuseholders feature a lever operated cam for easy removal of the fuse carrier from the base. This allows increased pressure between fuse carrier and fuse base contacts thus enhancing the electrical performance. Fuselink fixing screws remain captive in the fuse carrier to prevent their loss when fuse changing. Suitable for DIN rail or panel mounting. Supplied as front connection.

Fuse Size	Rating Amps	Max. Cable mm^2	Fuse Type	Dimensions A	B	C	D	E	Mftrs List No.	Order Code
A1	32	16	NITD	25.4	93.7	60	3.2	17.5	CM32FC	556-361
A2	32	16	AAO	31.8	117.5	60	3.2	17.5	CM32F	556-373
A3	63	70	BAO	35.6	125	60	4.75	16.4	CM63F	556-385
A3	100	70	OCD	35.6	125	60	4.75	16.4	CM100F	968-766

204445

Fuse	Fuse Type	Order Code	Price Each 1+	10+	20+	50+
A1	NITD	**556-361**	5.71	5.32	5.11	4.85
A2	AAO	**556-373**	7.95	7.41	7.11	6.75
A3	BAO	**556-385**	10.12	9.41	9.05	8.60
A3	OCD	**968-766**	16.14	15.01	14.36	13.70

Safeloc

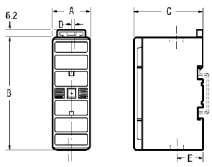

Dimensions

A	B	C	D
25.4	76.2	46.5	2.3

Designed to accommodate the F1 size of **BS88** offset blade fuselinks. Featuring a unique slide action carrier, which retains the fuselink for easy insertion to the base. The fuselink blades connect directly with the shrouded base contacts for improved reliability and lower losses. Terminal screws are semi-captive and are front connection. Suitable for 35mm DIN rail or single screw mounting.

Rating 32A Fuse size F1
Max. cable size $16mm^2$
Mftrs. List No. 32NNSF

204443

Fuse Size	Order Code	Price Each 1+	10+	25+	100+
F1 (NS)	**556-154**	3.32	3.10	2.99	2.85

RL Re-reeling available

Farnell

Fuse Links

Solid Links

For BS 88 Fuselinks

Solid links for fitting into fuseholders, fuse-switches etc. in place of a B.S. fuselink. Convert fuse switches to circuit isolators, neutral links and shorting links.

WARNING Where a fuseholder is designated for fitting with a solid link it should be suitably labelled or color coded.

233669

Size	Current Rating	Mftrs. List No.	Order Code	Price Each 5+	25+	50+	100+
A1	20	SLA120	**390-8800**	1.33	1.22	1.05	1.02
A2	32	SLA232	**390-8811**	2.30	2.17	2.07	2.02
A3	63	SLA363	**390-8823**	3.51	3.40	3.21	3.15
A4	100	SLA4100	**390-8835**	4.12	3.99	3.76	3.68
F1	32	SLF132	**390-8884**	1.49	1.36	1.19	1.06

Bottle Fuses and Fuseholders

Ultra Rapid (gr).

SIBA

DII & DIII Series

- High breaking capacity, low power loss
- Class gR
- For protection of semiconductors and small drive units
- Conforms to **DIN49515** and **VDE0636-33**
- Suitable for 3-phase applications

Working voltage 500Vac 440Vdc
Breaking Capacity 50kA

L DII=50, DIII=50
Dia DII=22, DIII=27

204481

Current Rating (A)	Dissipation (W)	Order Code	Price Each 1+	25+	100+	250+	500+	1K+
Type D11								
6	4	**901-921**	2.09	1.94	1.87	1.78	1.71	1.66
10	6	**901-933**	2.09	1.94	1.87	1.78	1.71	1.66
16	7	**901-945**	2.09	1.94	1.87	1.78	1.71	1.66
20	8	**901-957**	2.09	1.94	1.87	1.78	1.71	1.66
25	10	**901-969**	2.24	2.07	1.99	1.91	1.83	1.75
Type D111								
35	13	**902-056**	3.02	2.79	2.69	2.56	2.47	2.37
50	16	**902-068**	3.02	2.79	2.69	2.56	2.47	2.37
63	19	**902-070**	3.02	2.79	2.69	2.56	2.47	2.37

gL (General Line)

MOELLER

gLD-II Series
2A to 25A

L=50, Dia=21.8
Thread=E27

gLD-III Series
35A to 63A

L=50, Dia=28
Thread=E33

D11 and D111 style delayed acting HRC fuses approved to **DIN49515, VDE0635** and **VDE0636.** They have a voltage rating of 500V ac or dc. The state of the fuse element is indicated by a coloured disc in the end cap. The fuses have low internal wattage and on continuous load capacity are non ageing. Suitable for cable protection and applications where there are no surges to be absorbed.

204612

Order Multiple=5

Current Rating	Mftrs. List No.	Order Code	Price Each 5+	25+	100+	250+
gLD-11 Series						
2A	Z-DII/SE-2A/GG	**170-436**	0.78	0.70	0.66	0.56
4A	Z-DII/SE-4A/GG	**170-437**	0.78	0.70	0.66	0.56
6A	Z-DII/SE-6A/GG	**170-438**	0.78	0.70	0.66	0.56
10A	Z-DII/SE-10A/GG	**170-439**	0.48	0.45	0.43	0.37
16A	Z-DII/SE-16A/GG	**170-440**	0.53	0.49	0.47	0.42
20A	Z-DII/SE-20A/GG	**170-441**	0.53	0.49	0.47	0.42
25A	Z-DII/SE-25A/GG	**170-442**	0.53	0.49	0.47	0.42
gLD-111 Series						
35A	Z-DIII/SE-35A/GG	**170-443**	0.97	0.89	0.85	0.76
50A	Z-DIII/SE-50A/GG	**170-444**	0.97	0.89	0.85	0.76
63A	Z-DIII/SE-63A/GG	**170-445**	0.92	0.85	0.81	0.71

DIN Standard Fuses and Fuseholders

uR - 00 Size

SIBA

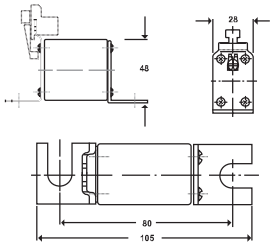

- European style 'OO' size ultra rapid industrial semiconductor fuses
- Suitable for thyristor control applications eg. high speed switching inverters, variable speed drives
- Trip indication microswitch option for fuse interruption signalling
- **UL** recognised

Voltage rating 600V rms
Breaking capacity 300kA @600V
200kA @ 700V

Current Rating (A)	Power Loss (W)	Pre-arcing I^2t A^2s	Total I^2t @660V A^2s	Mftrs List No.	Order Code
35	8	66	360	20-412-20 35A	329-5199
50	8	140	770	20-412-20 50A	329-5205
80	17	470	2600	20-412-20 80A	329-5229
160	31	2800	15400	20-412-20 160A	329-5254
315	53	15600	86000	20-412-20 315A	329-5278

227528

Rating	Order Code	Price Each 1+	5+	10+	20+	50+
35A	**329-5199**	30.27	27.96	24.82	22.57	18.19
50A	**329-5205**	30.27	27.96	24.82	22.57	18.19
80A	**329-5229**	31.08	28.71	25.42	23.22	18.73
160A	**329-5254**	36.03	33.33	29.53	26.87	21.67
315A	**329-5278**	47.70	44.09	39.83	36.22	29.76
Trip Indication Microswitch	**329-5291**	50.34	48.32	46.39	44.53	42.77

NH Series

SIBA

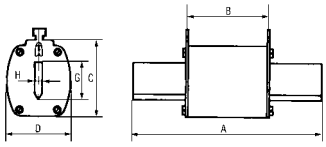

		Dimensions A	B	C	D	G	H
gL (General Line)	Size C00	78	47	40.5	20.5	15	6
	Size 00	78	47	46	29.5	15	6
	Size 1	135	65	51.5	42	20	6
	Size 2	150	65	59	53	26	6
UR (Ultra Rapid) 63A to 160A	Size 00	78	50	44	28	15	6

Industrial HRC low voltage fuses with a high breaking capacity, designed to give maximum protection against all faults, i.e. small overcurrents and short circuits. Status of operation of the fuse is shown by the visible leaf spring indicator. Construction from a corrosion resistant ceramic body with a high quality blade contact material. Manufactured in accordance with **DIN57636,** and **IEC269.**

gL (General Line)
Suitable for cable protection and applications where there are no surges to be absorbed. Approved to **VDE, SEV** and **OVE.**

Voltage Rating 500V ac

204430

	Current Rating	Order Code	Price Each 1+	25+	100+	250+
Size C00	16A	**248-538**	3.85	3.44	3.21	3.15
	20A	**248-540**	3.65	3.28	3.06	2.98
	25A	**248-551**	3.85	3.44	3.21	3.15
	35A	**248-563**	3.85	3.44	3.21	3.15
	50A	**248-575**	3.85	3.44	3.21	3.15
	63A	**248-587**	3.85	3.44	3.21	3.15
	80A	**248-599**	3.57	3.21	2.95	2.89
	100A	**248-605**	3.57	3.21	2.95	2.89
Size 00	125A	**248-617**	3.83	3.43	3.21	3.16
	160A	**248-629**	2.70	2.42	2.26	2.21
Size 1	160A	**975-953**	5.53	4.96	4.73	4.52
	200A	**975-965**	5.58	5.14	4.92	4.72
	250A	**975-977**	5.71	5.15	4.49	4.35
Size 2	315A	**975-989**	9.18	8.46	8.09	7.73
	400A	**975-990**	9.18	8.46	7.75	7.43

RL Re-reeling available

Farnell

DIN Standard Fuses and Fuseholders - continued

NH Series - continued

SIBA

UR (Ultra Rapid)
Suitable for Thyristor control unit applications (eg. variable speed drives).

Voltage rating 500V ac

	Current Rating	Order Code	Price Each 1+	25+	100+	250+
Size 00	63A	**499-572**	13.99	12.55	11.31	10.74
	80A	**499-584**	13.99	12.55	11.31	10.74
	100A	**499-596**	14.87	13.69	13.11	12.51
	125A	**976-003**	18.62	16.29	15.56	14.86
	160A	**976-015**	19.43	17.88	17.10	16.32

Fuse Base

SIBA

Single pole ceramic fuse base suitable for use with all size '00' industrial NH fuses.

Rating 160A @ 660V ac

H=52.5, W=118.5, D=33

204442

Order Code	Price Each 1+	10+	20+	50+
499-523	4.63	4.43	4.30	4.20

Fuse Base - Size 00

Shroud Kit available

Ferraz Shawmut



- Single pole polyester fuse base suitable for "00" size NH fuses
- Shroud kit contains 2 terminal covers and 1 fuse cover
- Separating plates supplied in packs of 2

Fuse base rating 160A @ 660V

204515

	Order Code	Price Each/Per Pack 1+	5+	10+	25+	50+
Fuse Base	**969-096**	4.29	3.97	3.81	3.67	3.51
Shroud kit	**969-102**	4.48	4.31	4.13	3.95	3.79

Load Switch

SIBA

3 pole



- European style surface mounting 3 pole fuse load switch/disconnector
- Use with NH style industrial HRC fuses
- Removable cover incorporates large window to view fuse rating

Voltage rating	690V ac	Insulation voltage	800V ac
Making capacity	50kA		
Terminal capacity	160A model	250A model	
Cable	10-95mm	25-120mm (cu) 35-150mm (Al)	
Bar	20 10	30 10	
Power loss excluding fuses	6W	13W	
Short term withstand current	3kA	10kA	

204514

Rating	Order Code	Price Each 1+	5+	10+	20+	30+
160A	**969-072**	39.37	37.37	35.94	35.22	32.83
250A	**969-084**	104.55	99.22	97.03	94.68	90.06

Thermal Circuit Breakers

Thermal Fuse - Microtemp

THERMODISC

Body: L=14.7, Dia=4.0 Lead dia.=1.0

- Highly reliable, low cost non-resettable axial fuses
- **VDE, CSA, FEMKO** approvals and **UL** Recognised
- The leads have a strain relief system to support a load of up to 1.35kgs (3lbs)
- For upper limit temperature protection

Rating	10A @ 250V ac	Max. rupture current:	20A inductive
Break down (when open)	1200V ac		40A resistive
Operating temperature tolerance	0°C to -4°C		

204508

Order Multiple=5

Opening Temperature	Mftrs. List No.	Order Code	Price Each 5+	50+	100+	500+
72°C	G4A01072C	**476-560●**	0.50	0.49	0.46	0.44
84°C	G4A01084C	**476-572●**	0.50	0.49	0.46	0.44
93°C	G4A01093C	**187-008●**	0.44	0.43	0.40	0.38
98°C	G4A01098C	**476-584●**	0.50	0.49	0.46	0.44
104°C	G4A01104C	**187-010●**	0.44	0.43	0.40	0.38
110°C	G4A01110C	**187-021●**	0.44	0.43	0.40	0.38
117°C	G4A01117C	**187-033●**	0.44	0.43	0.40	0.38
121°C	G4A01121C	**476-596●**	0.50	0.49	0.46	0.44
128°C	G4A01128C	**187-045●**	0.44	0.43	0.40	0.38
144°C	G4A01144C	**187-057●**	0.44	0.43	0.40	0.38
152°C	G4A01152C	**187-069●**	0.44	0.43	0.40	0.38
167°C	G4A01167C	**476-602●**	0.50	0.49	0.46	0.44
184°C	G4A01184C	**476-614●**	0.50	0.49	0.46	0.44
192°C	G4A01192C	**187-070●**	0.44	0.43	0.40	0.38
216°C	G4A01216C	**187-082●**	0.44	0.43	0.40	0.38
229°C	G4A01229C	**760-961●**	0.50	0.49	0.46	0.44
240°C	G4A01240C	**187-094●**	0.44	0.43	0.40	0.38

Thermal Fuse - 'S' Series

ELCUT

Leads: L=51 3, Dia=0.53, Pitch=5.0 H=4.5, W=5.2, D=2.2

Sub-miniature non-resettable thermal fuses approved to **CSA** and **VDE**, **UL** Recognised. The case is completely isolated from either of the connecting leads. The compact size of the 'S' series cutoffs makes them ideal for todays high density mounting requirements.

Rating 1A @ 240V ac

204465/204465

Order Multiple=5

Max. Rated Operating Temperature	Actual Opening Temperature	Order Code	Price Each 5+	50+	100+	500+
102°C	98°C±2°C	**106-419**	0.58	0.53	0.50	0.49
115°C	112°C±3°C	**106-420**	0.58	0.53	0.50	0.49
130°C	126°C±2°C	**106-421**	0.58	0.53	0.50	0.49
150°C	145°C±2°C	**106-422**	0.58	0.53	0.50	0.49

Thermal Fuse with Metal Base

ORIENT

DM Series

Plastic Body
H=15.5, W=14.7, D=11.3

- Surface mount single shot thermal fuse
- Heat transfer from metal base gives excellent thermal response and eliminates spurious ambient effects
- Mounting via the base plate and electrical connection via 6.3mm tabs

Flange: 31 x 11.3, FC=24 x 4 dia.,
Terminals: 6.3 male push-on

Electrical rating	15A@ 250V	Temperature tolerance	0 to -7 degrees Celsius
Approvals	CSA, TUV, UL	Terminal pull test	10kg for 15 sec

204375

Opening Temp (°C)	Rated Holding Temp (°C)	Mftrs. List No.	Order Code	Price Each 1+	25+	50+	100+
78	62	DM078H	**113-8643●**	0.97	0.90	0.82	0.79
99	83	DM099H	**113-8644●**	0.97	0.90	0.82	0.79
120	96	DM120H	**113-8645●**	1.00	0.93	0.85	0.82
150	135	DM150H	**113-8646●**	0.78	0.72	0.66	0.63
190	170	DM190H	**113-8647●**	0.78	0.72	0.66	0.63

Troubleshooting tips

Chat live online to one of our technical engineers at **www.farnell.co.uk**

RL Re-reeling available

Thermal PCB Mounting

Miniature auto-resetting circuit breaker protects equipment against over current conditions.

H=22mm W=12.6mm D=6mm
Pin Spacing 7.5mm x 2.3mm (Legs = 1.0 Dia.)

Current Rating	Max. Interrupt Current	Trip Time 2 x 1 n	Trip Time 3 x 1 n	Internal Resistance mΩ	Order Code
1A	20A	<30s	<7s	<150	698-234
1.6A	20A	<30s	<7s	<100	698-246
2.5A	25A	<30s	<7s	<75	698-258
3A	30A	<30s	<7s	<35	698-260
5A	50A	<30s	<7s	<30	698-271

Voltage Rating 250Vac

204477

Current Rating	Order Code	Price Each 1+	25+	100+	250+
1A	**698-234●**	2.37	2.02	1.74	1.56
1.6A	**698-246●**	2.37	2.02	1.74	1.56
2.5A	**698-258●**	1.86	1.58	1.37	1.22
3A	**698-260●**	2.37	2.02	1.74	1.56
5A	**698-271●**	2.37	2.02	1.74	1.56

Thermal PCB Mounting - Low Profile 1410 Series

L=28, W=9, H=10
Actuator L=4.5, W=3

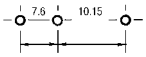

PCB drilling plan

- Fast acting thermal circuit breaker for PCB mounting in a low profile housing with side fitted re-set slide
- Suitable for replacing fuses in many PCB applications
- Approved to **VDE, CSA** and Circuit Breaker for Equipment to **EN 60934** (CBE), **UL** Recognised.

Voltage rating	250Vac, 28Vdc	Maximum interrupt current	x In
Insulation resistance	100MΩ @ 500Vdc	Typical life	300 ops @ 2 x In

Current Rating	Internal Resistance	Mftrs. List No.	Order Code
1A	0.7Ω	1410-L210-L2F1-S02-1A	237-383
1.5A	0.5Ω	1410-L210-L2F1-S02-1.5A	237-395
2A	0.4Ω	1410-L210-L2F1-S02-2A	237-401
3.15A	0.06Ω	1410-L210-L2F1-S02-3.15A	237-425
5A	0.04Ω	1410-L210-L2F1-S02-5A	237-437
6.3A	0.03Ω	1410-L210-L2F1-S02-6.3A	237-449
8A	0.05Ω	1410-L210-L2F1-S02-8A	976-210

204414

Current Rating	Order Code	Price Each 1+	10+	50+	100+	250+
1A	**237-383●**	4.53	4.25	4.09	3.88	3.65
1.5A	**237-395●**	5.02	4.71	4.54	4.34	4.21
2A	**237-401●**	6.23	5.27	5.07	4.76	4.45
3.15A	**237-425●**	4.53	4.25	4.09	3.88	3.65
5A	**237-437●**	4.53	4.25	4.09	3.88	3.65
6.3A	**237-449●**	4.53	4.25	4.09	3.88	3.65
8A	**976-210●**	8.54	7.41	6.26	5.13	3.98

Resettable Thermal Overcurrent

1610-21
H = 28.8, W = 20.3, D = 6

- Automotive press to reset circuit breaker
- Colour coded
- Suitable for standard fuse mounting block
- Miniaturised design allows interchangeability with existing automotive blade fuses with improved electrical protection

Maximum voltage rating	28V dc
Typical voltage drop	≤200mV
Service short circuit breaking capacity	300 operations at 50A
Operating temperature	-30°C to +60°C

Mftrs. List No.
1610-21-6A = 597-697
1610-21-15A = 597-727
1610-21-8A = 597-703
1610-21-20A = 597-739
1610-21-10A = 597-715
1610-21-25A = 597-740
1610-21 30A = 856-7336
1610-8-WAY BASE & LID = 856-7344

204616/406026

Current Rating	Actuator Colour	Order Code	Price Each 1+	10+	25+	50+
1610-21						
6A	Moss Green	**597-697●**	6.99	6.52	6.23	5.95
8A	Honey	**597-703●**	6.99	6.55	6.30	5.95
10A	Red	**597-715●**	6.99	6.52	6.23	5.95
15A	Blue	**597-727●**	6.99	6.55	6.30	5.95
20A	Yellow	**597-739●**	6.99	6.52	6.23	5.95
25A	Pearl	**597-740●**	6.99	6.52	6.23	5.95
30A	Light-Green	**856-7336●**	6.70	6.25	5.99	– –
Mounting Base (with lid)						
8 way		**856-7344●**	12.63	11.36	10.73	– –

Thermal Panel Mounting-Subminiature

H=19, W=11, D=27.6,
Panel cut-out=9.5 dia.
Tabs=2.8 x 0.8, 446-786=6.3 x 0.8

- Miniature thermal circuit breakers moulded in flame-retardant plastic
- Approved by **VDE, SEMKO, NEMKO, CSA, SEV OVE,** and Circuit Breaker for Equipment to **EN60934**
- Single pole action is manually resettable, and has a release limit of 102/130% of the nominal current rating
- **IP54** translucent splashcover and press to reset disc indicator disc also available
- Typical applications: Battery chargers, power supplies, motors and consumer products

Voltage rating	250Vac, 48Vdc	Max. interrupt rating	6 x In (0.1A to 2A) 5 x In (3A to 10A)
Current derating	10% for rise of 10°C		
Test voltage	4000V for 1 minute	Calibration temperature	23°C
Insulation resistance	710MΩ (500V)	Operating temperature	-20°C to +60°C

Current Rating	Internal Resistance	Mftrs. List No.	Order Code
0.5A	3.3Ω ±5%	106-P30 0.5A	143-569
1A	0.9Ω ±5%	106-P30 1A	143-570
2A	0.25Ω ±20%	106-P30 2A	143-571
3A	0.11Ω ±20%	106-P30 3A	143-827
4A	0.07Ω	106-P30 4A	143-572
5A	0.05Ω	106-P30 5A	143-828
6A	0.05Ω	106-P30 6A	178-740
10A	0.05Ω	106-P10-10A	446-786
Splashproof cover		X201.285.01	178-741
Reset disc		Y301.059.01	178-742

204369

Current Rating	Order Code	Price Each 1+	10+	50+	100+	250+
0.5A	**143-569●**	6.96	6.47	6.18	5.90	5.72
1A	**143-570●**	6.96	6.47	6.18	5.90	5.72
2A	**143-571●**	6.96	6.47	6.18	5.90	5.72
3A	**143-827●**	6.96	6.47	6.18	5.90	5.72
4A	**143-572●**	6.96	6.47	6.18	5.90	5.72
5A	**143-828●**	6.96	6.47	6.18	5.90	5.72
6A	**178-740●**	6.96	6.47	6.18	5.90	5.72
10A	**446-786●**	6.96	6.47	6.18	5.90	5.72
Splashproof cover	**178-741**	1.87	1.68	1.52	1.36	1.21
Reset disc	**178-742**	0.65	0.58	0.53	0.46	0.43

Thermal Overcurrent Circuit Breaker

2 - 5700 Series

H=46.5, W=29, D=14.5
Panel Cut-Out= 9.6mm Dia.

- Single pole thermal circuit breaker
- Push to release/Push to reset snap action mechanism
- Tease and trip free action
- Approved to Circuit Breaker for Equipment (CBE) standard **EN60934**
- Approved by **VDE, CSA, Semko, SEV LRoS** and **BV**
- **UL** Recognised
- Typical applications: Motors, transformers, solenoids, battery chargers, power supplies and extra low voltage systems.

Voltage rating	250V, 50V	Operating temperature	-20°C to 60°C
Insulation resistance	>100Mohm @ 500V dc	Typical life	5,000 operations @ 2 x I_N
Interrupting capacity	1A & 2.5A = 8 x I_N 7A & 10A = 200A 15A, 20A & 25A = 400A		

Current Rating	Internal Resistance (Ω)	Mftrs. List No.	Order Code
1A	<0.8	2-5700-IG1-P10-DD-000040 1A	856-7409
2.5A	<0.2	2-5700-IG1-P10-DD-000040 2.5A	856-7417
7A	<0.02	2-5700-IG1-P10-DD-000040 7A	856-7425
10A	<0.02	2-5700-IG1-P10-DD-000040 10A	856-7433
15A	<0.02	2-5700-IG1-P10-DD-000040 15A	856-7441
20A	<0.02	2-5700-IG1-P10-DD-000040 20A	856-7450
25A	<0.02	2-5700-IG1-P10-DD-000040 25A	856-7468

386182

Current Rating	Order Code	Price Each 1+	25+	100+
1A	**856-7409●**	6.38	6.01	5.76
2.5A	**856-7417●**	6.38	6.01	5.76
7A	**856-7425●**	6.38	6.01	5.76
10A	**856-7433●**	6.38	6.01	5.76
15A	**856-7441●**	6.38	6.01	5.76
20A	**856-7450●**	6.38	6.01	5.76
25A	**856-7468●**	6.38	6.01	5.76

Thermal Circuit Breaker - Resettable

T9-611P Series

D (Behind Panel) = 34, H and W (Bezel) = 19mm

- Single pole thermal circuit breaker
- Snap-in (From the front) panel mount
- Slim, fuseholder type body
- Cycling trip-free release
- 6.3 x 0.8mm Quick Connect terminals
- Panel thickness 0.8 to 2.0mm
- **VDE** and **CCC** Approved, **UL** Recognised

Rated Voltage	240V ac, 48V dc	Insulation Resistance	>100 MR @ 500V dc
Degree of Protection	IP 40	Operating temperature	-5°C to +50°C
Dielectric Strength	1500V ac		

Thermal Circuit Breakers - continued

Thermal Circuit Breaker - Resettable - continued

T9-611P Series - continued

522155

Rated Current	Mftrs. List No.	Order Code	Price Each 1+	10+	50+	100+	250+
4A	T9-611P-4A	163-7516●	2.44	2.34	2.25	2.16	2.07
5A	T9-611P-5A	163-7517●	2.44	2.34	2.25	2.16	2.07
6A	T9-611P-6A	163-7518●	2.44	2.34	2.25	2.16	2.07
8A	T9-611P-8A	163-7519●	2.44	2.34	2.25	2.16	2.07
10A	T9-611P-10A	163-7520●	2.44	2.34	2.25	2.16	2.07
12A	T9-611P-12A	163-7521●	2.44	2.34	2.25	2.16	2.07
15A	T9-611P-15A	163-7522●	2.44	2.34	2.25	2.16	2.07
16A	T9-611P-16A	163-7523●	2.44	2.34	2.25	2.16	2.07

Resettable Thermal Circuit Breaker

EATON

Panel Mount - Front or Rear

H = 45, W = 22, D = 9.8

The circuit breakers are installed in an 8.5mm (0.335") diameter hole similar to a glass fuse holder and can be mounted from front or rear. The KD1 provides circuit protection similar to a fuse. Unlike a fuse that must be replaced, pushing the reset button closes the circuit again once the electrical problem has been corrected. Termination is accomplished by ¼" quick-connect terminals, which are solderable.

- Resettable pushbutton circuit protection
- Continous rated current up to 40°C
- **CSA** Certified, **VDE** Approved, **SEV** Approved 3A to 10A, **UL** Recognised

Maximum voltage rating	250V ac - 50V dc
Interrupting capacity	1000A @ 250V ac, 200A @ 50V dc
Typical life	5000 ops
Dielectric strength	1500V ac
Insulation resistance	100Mohm @ 500V dc

460878

Mftrs. List No.	Current Rating	Order Code	Price Each 1+	10+	50+	100+	250+
KD1-1	1A	133-8862●	3.500	2.910	2.620	2.450	2.280
KD1-2	2A	133-8863●	3.660	3.050	2.740	2.570	2.380
KD1-3	3A	133-8864●	3.660	3.050	2.740	2.570	2.380
KD1-4	4A	133-8865●	3.660	3.050	2.740	2.570	2.380
KD1-5	5A	133-8866●	3.660	3.050	2.740	2.570	2.380
KD1-6	6A	133-8867●	3.660	3.050	2.740	2.570	2.380
KD1-7	7A	133-8868●	3.660	3.050	2.740	2.570	2.380
KD1-8	8A	133-8871●	3.660	3.050	2.740	2.570	2.380
KD1-9	9A	133-8872●	2.280	1.900	1.700	1.590	1.480
KD1-10	10A	133-8873●	4.330	3.610	3.240	3.040	2.810
KD1-12	12A	133-8874●	3.660	3.050	2.740	2.570	2.380
KD1-15	15A	133-8875●	3.660	3.050	2.740	2.570	2.380
Accessories							
006-10417	Retaining Clip	133-8876●	0.230	0.210	0.195	0.184	0.173
1213/44	Sealing Boot	133-8877●	1.510	1.340	1.200	1.100	1.020

Thermal Panel Mounting with Switch

E-T-A

L=66.6 (in OFF position)
Bezel=19 x 19
Depth behind panel=47.5

Panel cut-out (double flat)=13.8 x 16 dia
Panel thickness=0.8 to 1.6
Tabs=6.3 x 0.8

- Single pole 'fuseholder size' thermal circuit breaker featuring a unique latching push button operation which allows the breaker to be switched ON or OFF
- Two colour button also provides visual indication by showing a white band when the breaker is in the 'OFF' or 'tripped' position
- Approved to **VDE, CSA, LRoS, BV, SEMKO** and Circuit Breaker for Equipment to **EN60934**, **UL** Recognised.
- Typical applications: Motors, transformers, solenoids, office machines and instrumentation

Voltage rating	250Vac, 28Vdc		Typical life expectancy to 3A	10000 ops (0.5A to 3A)
	operating area	4000Vac	6000 ops (5A to 16A)	
	mounting area	2000Vac		
Insulation resistance	>100MΩ		Max. interrupt current 10 In (5A to 16A)	8 In (0.5A to 3A)
Tripping Time			Operating temperature	0°C to +55°C

@ 23°C

Rated Current	2 x In	3 x In	4 x In	5 x In	6 x In	8 x In	10 x In
0.5A to 5A	13-46s	5.8-13s	3.9-7.5s	3.0-5.5s	2.2-4.4s	1.3-3.3s	0.9-2.6s
10A to 16A	10-38s	4.3-7.5s	2.5-4.4s	1.3-3.2s	0.8-2.1s	0.56-1.0s	0.43-0.7s

Mftrs. List No. 110-F112-P1M1-xxA, where xx = current rating in amps.

204426

Current Rating	Internal Resistance Ω	Order Code	Price Each 1+	10+	25+	100+
0.5A	4.5	100-3728●	9.54	8.88	8.54	8.11
1A	1.1	100-3729●	9.54	8.88	8.54	8.11
2A	0.25	100-3730●	9.54	8.88	8.54	8.11
3A	0.13	100-3731●	9.54	8.88	8.54	8.11
5A	0.05	100-3733●	9.54	8.88	8.54	8.11
10A	0.02	100-3734●	9.36	8.76	8.43	7.99
16A	0.02	100-3735●	9.36	8.76	8.43	7.99

Thermal Circuit Breaker

Tyco Electronics

Push to Reset - W28 Series

- Single pole thermal circuit breaker
- Push to reset snap action mechanism
- Button extends for visual trip indication
- Approved by **CSA** and **VDE**, **UL** Recognised

Note: NOT **CSA, UL** on 20A, NOT **VDE** on 16A or 20A

H=19.31, W=19.31, D=38.99mm
Panel Cut-Out= 15.875-16.129mm Dia.

Max. Operating Voltage	250V ac, 32V dc, 50/60 Hz
Dielectric Strength	>1500V ac
Interrupting capacity	1000A @ 250V ac, 50/60 Hz and 32V dc
Resettable Overload Capacity	6 x rated current 2A, 6 x rated current 3A to 20A
Termination	6.35 x 0.813mm Quick Connect
Mounting	Snap-In (from panel front)

411550

Current Rating	Mftrs. List No.	Order Code	Price Each 1+	25+	100+
0.5A	W28-XQ1A-0.50	NEW 143-6216●	3.53	3.32	3.11
0.5A	W28-XQ1A-0.50	NEW 143-6216●	3.53	3.32	3.11
0.75A	W28-XQ1A-0.75	NEW 143-6217●	3.53	3.32	3.11
1A	W28-XQ1A-1	NEW 143-6218●	3.47	3.26	3.05
2A	W28-XQ1A-2	965-9064●	7.10	6.67	6.24
3A	W28-XQ1A-3	965-9072●	3.29	2.91	2.63
4A	W28-XQ1A-4	NEW 143-6219●	2.02	1.90	1.77
5A	W28-XQ1A-5	965-9080●	3.47	3.26	3.05
6A	W28-XQ1A-6	NEW 143-6220●	2.02	1.90	1.77
7A	W28-XQ1A-7	NEW 143-6221●	2.02	1.90	1.77
8A	W28-XQ1A-8	NEW 143-6222●	2.02	1.90	1.77
10A	W28-XQ1A-10	965-9099●	3.47	3.26	3.05
8A	W28-XQ1A-8	NEW 143-6222●	2.02	1.90	1.77
15A	W28-XQ1A-15	965-9102●	3.14	2.78	2.49
20A	W28-XQ1A-20	965-9110●	3.47	3.26	3.05

Thermal Circuit Breaker

Tyco Electronics

Push to Reset - W54 Series

- Push button to reset breaker
- Cannot be manually tripped
- Button extends for visual trip indication
- **UL** Recognised

H=35, W=14.6, D=31
Panel Cut-Out=11.2mm Dia.

Max. Operating Voltage	250V, 50V, 50/60 Hz
Dielectric Strength	>1500V ac
Interrupting capacity	1000A @ 250V ac, 50/60 Hz and 32V dc
Resettable Overload Capacity	10 x Rated Current
Termination	6.3 x 0.031mm Quick Connect
Mounting	9.8 x 12.6mm (from panel front)
Operating temperature	0 to 60°C

Current Rating	Internal Resistance (Ω) @ 25°C	Mftrs. List No.	Order Code
5A	0.050	W54-XB1A4A10-5	965-9129
10A	0.025	W54-XB1A4A10-10	965-9137
15A	0.017	W54-XB1A4A10-15	965-9145
20A	0.012	W54-XB1A4A10-20	965-9153
30A	0.008	W54-XB1A4A10-30	965-9161

411558

Current Rating	Order Code	Price Each 1+	25+	100+	250+	500+
5A	965-9129●	2.09	1.96	1.83	1.64	1.52
10A	965-9137●	2.09	1.96	1.83	1.64	1.52
15A	965-9145●	2.09	1.96	1.83	1.64	1.52
20A	965-9153●	2.39	2.25	2.10	1.88	1.74
30A	965-9161●	2.44	2.29	2.14	1.92	1.77

Thermal Circuit Breaker

Tyco Electronics

Compact Push to Reset - W57 Series

- Compact design with plastic M11 thread
- Push button to reset breaker
- Cannot be manually tripped
- Button extends for visual trip indication
- **UL** Recognised

H=29.2, W=22.6, D=14.5
Panel Cut-Out=11.2mm Dia.

Max. Operating Voltage	250V, 50V, 50/60 Hz
Dielectric Strength	>1500V ac
Interrupting capacity	1000A @ 250V ac, 50/60 Hz and 32V dc
Resettable Overload Capacity	10 x Rated Current
Termination	6.3 x 0.031mm - Quick Connect
Mounting	9.8 x 9.6mm (from panel front)
Operating temperature	0 to 60°C

RL Re-reeling available

Farnell

Current Rating	Internal Resistance (Ω) @ 25°C	Mftrs. List No.	Order Code
5A	0.050	W57-XB1A4A10-5	965-9170
10A	0.025	W57-XB1A4A10-10	965-9188
15A	0.017	W57-XB1A4A10-15	965-9196
20A	0.012	W57-XB1A4A10-20	965-9200

411559

Current Rating	Order Code	Price Each 1+	25+	100+	250+	500+
5A	**965-9170●**	2.15	2.02	1.89	1.69	1.56
10A	**965-9188●**	2.15	2.02	1.89	1.69	1.56
15A	**965-9196●**	2.15	2.02	1.89	1.69	1.56
20A	**965-9200●**	2.15	2.02	1.89	1.69	1.56

Thermal Circuit Breaker

Tyco Electronics

Push to Reset - W58 Series

- Push button to reset breaker
- Cannot be manually tripped
- Button extends for visual trip indication
- Knurled nut/Hex. nut mounting hardware included
- **CSA** Approved, **UL** Recognised

H = 34.93, W = 16.76, D = 34.93 (Body)

Max. Operating Voltage	250V ac, 50V dc
Dielectric Strength	>1500V ac
Interrupting capacity	1000A @ 250V ac, and 2000A @ 50V dc
Resettable Overload Capacity	10 Times rated current
Termination	Quick connect
Mounting	Bush

480801

Current Rating	Mftrs. List No.	Order Code	Price Each 1+	25+	100+	250+
1A	W58-XB1A4A-1A	**143-6201●**	3.94	3.70	3.46	3.10
2A	W58-XB1A4A-2A	**143-6202●**	3.94	3.70	3.46	3.10
3A	W58-XB1A4A-3A	**143-6203●**	3.94	3.70	3.46	3.10
4A	W58-XB1A4A-4A	**143-6204●**	3.94	3.70	3.46	3.10
5A	W58-XB1A4A-5A	**143-6205●**	2.65	2.49	2.33	2.09
6A	W58-XB1A4A-6A	**143-6206●**	3.16	2.97	2.78	2.49
7A	W58-XB1A4A-7A	**143-6207●**	3.16	2.97	2.78	2.49
8A	W58-XB1A4A-8A	**143-6208●**	3.16	2.97	2.78	2.49
10A	W58-XB1A4A-10A	**143-6209●**	2.65	2.49	2.33	2.09
12A	W58-XB1A4A-12A	**143-6210●**	3.16	2.97	2.78	2.49
15A	W58-XB1A4A-15A	**143-6212●**	2.65	2.49	2.33	2.09
20A	W58-XB1A4A-20A	**143-6213●**	2.65	2.49	2.33	2.09
25A	W58-XB1A4A-25A	**143-6214●**	3.16	2.97	2.78	2.49
30A	W58-XB1A4A-30A	**143-6215●**	3.16	2.97	2.78	2.49

Thermal Circuit Breaker - Resettable

SCHURTER ELECTRONIC COMPONENTS

TS-701 Series

New

- Single pole thermal circuit breaker
- 3/8" x 28T Threaded neck for panel mount
- Cycling trip-free release
- 6.3 x 0.8mm Quick Connect terminals
- **CSA** Approved, **UL** Recognised

Body - H = 31, W = 35.5, D = 14.6mm

Rated Voltage	250V ac, 50V dc	Dielectric Strength	1500V ac
Short Circuit Capacity	200A	Ambient temperature	+40°C

522348

Rated Current	Mftrs. List No.	Order Code	Price Each 1+	10+	50+	100+	250+
3A	TS-701-HT-3	**163-7524●**	2.68	2.55	2.42	2.30	2.17
5A	TS-701-HT-5	**163-7525●**	2.68	2.55	2.42	2.30	2.17
7A	TS-701-HT-7	**163-7527●**	2.68	2.55	2.42	2.30	2.17
12A	TS-701-HT-12	**163-7528●**	2.68	2.55	2.42	2.30	2.17
20A	TS-701-HT-20	**163-7529●**	2.68	2.55	2.42	2.30	2.17

700 products added online every week

See our pick of the hottest products and latest technologies in '**What's New?**' at **www.farnell.co.uk**

Thermal Circuit Breaker - Resettable

SCHURTER ELECTRONIC COMPONENTS

TS-709 Series

New

- Single pole thermal circuit breaker
- 7/16" x 28T (Plastic)Threaded neck for panel mount
- Cycling trip-free release
- 6.3 x 0.8mm Quick Connect terminals
- **CSA** Approved, **UL** Recognised

Body - H = 22.5, W = 29.5, D = 14.3mm

Rated Voltage	250V ac, 32V dc	Dielectric Strength	1500V ac
Short Circuit Capacity	200A	Ambient temperature	+30°C

522351

Rated Current	Mftrs. List No.	Order Code	Price Each 1+	10+	50+	100+	250+
5A	TS-709-5	**163-7530●**	2.55	2.42	2.30	2.19	2.08
8A	TS-709-8	**163-7531●**	2.55	2.42	2.30	2.19	2.08
12A	TS-709-12	**163-7532●**	2.55	2.42	2.30	2.19	2.08
15A	TS-709-15	**163-7533●**	2.55	2.42	2.30	2.19	2.08

Thermal Panel Mounting

E-T-A

- Panel mounting single pole press to reset thermal circuit breaker with push-on connectors
- **VDE** and **CSA** approved, **UL** Recognised
- Typical applications: battery chargers, power supplies, motors, wheelchairs, stairlifts, etc.

H=32, W=14, D=27
Panel cut-out=9.5 dia
Tabs=6.3 x 0.8

Voltage rating	250Vac or 28Vdc
Current rating	trip current is 125% of rated current
Tripping time in seconds at 21°C	100% - NO TRIP 200% - 5 to 25 300% - 1.5 to 8 400% - 1 to 5
Insulation resistance	100MΩ
Mftrs. List No.	1658-G21-02-P10-8A + Rating

204391

Current Rating	Order Code	Price Each 1+	10+	50+	100+	250+
8A	**954-0636●**	7.72	6.91	6.72	6.28	6.12
10A	**954-0644●**	6.81	6.23	5.95	5.67	5.32
15A	**954-0660●**	6.81	6.23	5.95	5.67	5.32
20A	**954-0679●**	7.72	6.91	6.72	6.28	6.12
25A	**954-0687●**	7.72	6.91	6.72	6.28	6.12

High Performance Thermal Circuit Breaker

E-T-A

4130 Series

H=50, W=32, D=18
Panel Cut-Out= 12.2mm Dia.

- Single pole thermal circuit breaker
- Push to reset snap action mechanism
- Tease and trip free action
- High fault current switching
- Approved to Circuit Breaker for Equipment (CBE) standard **EN60934,** and **VDE**.
- **UL** Recognised
- Typical applications: Motors, transformers, solenoids, battery chargers, power supplies and extra low voltage systems.

Voltage rating	240V, 50V	Max. interrupt current	800A
Insulation resistance	>100Mohm @ 500V dc	Typical life (50V dc)	300 operations @ 2 x I_N
Operating temperature	-30°C to 60°C	Typical life (28V dc)	500 operations @ 2 x I_N

Current Rating	Internal Resistance (Ω)	Mftrs. List No.	Order Code
30A	<0.02	4130-G211-K4M1 30A	856-7140
35A	<0.02	4130-G211-K4M1 35A	856-7158
40A	<0.01	4130-G211-K4M1 40A	856-7166
50A	<0.01	4130-G211-K4M1 50A	856-7174
60A	<0.01	4130-G211-K4M1 60A	856-7182
70A	<0.01	4130-G211-K4M1 70A	856-7190

386174

Current Rating	Order Code	Price Each 1+	25+	100+
30A	**856-7140●**	13.39	12.55	12.06
35A	**856-7158●**	13.39	12.55	12.06
40A	**856-7166●**	13.39	12.55	12.06
50A	**856-7174●**	13.39	12.55	12.06
60A	**856-7182●**	13.39	12.55	12.06
70A	**856-7190●**	13.39	12.55	12.06

Thermal Circuit Breakers - continued

Hydraulic - Magnetic

- Single pole hydraulic, magnetic circuit breaker with toggle actuation
- Medium delay characteristics
- Industry standard panel mounting
- Push-on connectors.
- Approved to **VDE** Circuit Breaker for Equipment standard **EN60934, CSA, LRoS, BV** and **QPL**, **UL** Recognised
- Typical applications: Control equipment, communication systems, transportation and power supplies

H=50.8, W=15, D=50.8, Fitting Hole Pitch=42.15
Mounting Thread=M3, Max Depth=4.5

Voltage rating	240Vac, 80Vdc
Typical life	10000 operations at 1x1N inductive load
Temperature range	-40°C to +85°C
Dielectric strength	3000Vac
Insulation resistance	≥100mΩ @ 500Vdc
Max. interrupt rating	3500A
Shock	100g (11 ms) at 0.8xIN to **IEC68-2-27, test EA**

Current Rating	Internal Resistance (Ω)	Mftrs. List No.	Order Code
5A	0.04	8340-F410-P1M2-A2H0-5A	954-0725
10A	≤0.02	8340-F410-P1M2-A2H0-10A	954-0733
15A	≤0.02	8340-F410-P1M2-A2H0-15A	954-0741
20A	≤0.02	8340-F410-P1M2-A2H0-20A	954-0750
25A	≤0.02	8340-F410-P1M2-A2H0-25A	954-0768

204393

Current Rating	Order Code	Price Each 1+	25+	100+
5A	**954-0725●**	18.48	17.18	15.70
10A	**954-0733●**	18.48	17.18	15.70
15A	**954-0741●**	18.48	17.18	15.70
20A	**954-0750●**	18.48	17.18	15.70
25A	**954-0768●**	18.48	17.18	15.70

Thermal-Magnetic DIN Rail Mounting

201 Series

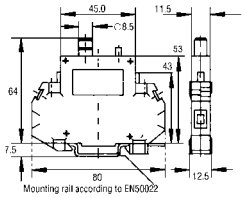

- Slimline (12.5mm width) thermal magnetic manufactured from glass reinforced polyester
- **CBE EN60934, VDE, DEMKO, LRoS** and **CSA** approved, **UL** Recognised
- Circuit breaker mounts directly onto 35mm standard symmetrical DIN rail
- Can be easily removed by a quick release and connections are by way of recessed screw terminals
- Typical applications: Process control systems and instrumentation

Voltage rating	250Vac, 65Vdc	Shock	25g to **IEC68-2-27, test Ea**
Dielectric strength	3000Vac	Vibration	5g to **IEC68-2-6, test FC, meth A**
Insulation resistance	>100MΩ @ 500V	Weight	Approx 60g
Typical life at 2 x I^N	5000ops	Instantaneous magnetic trip	>7.5In, ≤10In
Colour	Black		

Tripping times @ 23°C

Rated Current	Tripping Time	Rated Current	Tripping Time
I_R	no trip	4 x I_R	1.5-9s
2 x I_R	<30s	5 x I_R	0.8-6s
3 x I_R	<7s	6 x I_R	0.003-4s

Mftrs. List No. 201 + current rating

220498

Current Rating	Internal Resistance Ω	Order Code	Price Each 1+	10+	50+
1A	1.67	**954-0547●**	21.91	20.61	19.75
2A	0.38	**954-0555●**	21.91	20.61	19.75
3A	0.19	**954-0563●**	21.91	20.62	19.75
5A	0.061	**954-0571●**	21.91	20.61	19.75
10A	<0.02	**954-0580●**	21.91	20.62	19.75
15A	<0.02	**954-0598●**	21.91	20.62	19.75

Miniature Thermal Rocker

1410 Series

- Thermal rocker circuit breaker
- Red illumination when on
- Compact size
- Approved to Circuit Breaker for Equipment (CBE) standard **EN60934, SEV (EN60934),** and **CSA**, **UL** Recognised
- Typical applications: Motors, transformers, solenoids, PCBs, appliances and instrumentation

H=32, W=17, D=33
Panel Cut-Out=28 x 12.7

Voltage rating	240Vac, 48Vdc UL/CSA	Max. interrupt current	12 x In up to 2.5A 8 x In 5A and above
Insulation resistance	>100MΩ @ 500Vdc		
Operating temperature	-20°C to +60°C		

Current Rating	Internal Resistance (Ω)	Mftrs. List No.	Order Code
1A	<1	1410F110P1F1W14QE4 1A	954-0776
1.8A	<0.8	1410F110P1F1W14QE4 1.8A	954-0784
2.5A	<0.12	1410F110P1F1W14QE4 2.5A	954-0792
5A	<0.1	1410F110P1F1W14QE4 5A	954-0806
6.3A	<0.1	1410F110P1F1W14QE4 6.3A	954-0814
8A	<0.1	1410F110P1F1W14QE4 8A	954-0822

204499

Current Rating	Order Code	Price Each 1+	10+	25+	50+	100+	250+
1A	**954-0776●**	11.06	10.42	10.19	9.98	9.48	9.28
1.8A	**954-0784●**	11.06	10.42	10.19	9.98	9.48	9.28
2.5A	**954-0792●**	11.06	10.42	10.19	9.98	9.48	9.28
5A	**954-0806●**	11.50	10.84	10.59	10.38	9.85	9.65
6.3A	**954-0814●**	11.06	10.42	10.19	9.98	9.48	9.28
8A	**954-0822●**	11.50	10.84	10.59	10.38	9.85	9.65

Thermal Circuit Breaker - Rocker Actuated

TA35 Series

New

- Positive trip-free release
- Snap-in mounting
- Embossed (1 0) legend
- Quick Connect terminals
- Additional IP65 protection cover available
- **VDE**, **CCC** Approved, **UL** Recognised

Body - H = 33.5, D = 33.8mm
W - 1 Pole = 14.5, 2 Pole = 26,
3 Pole = 37.4mm

Rated Voltage - 1 Pole	240V ac, 32V dc	Degree of Protection	IP 40, Terminal side IP 00
Rated Voltage - 2 Pole	240V ac, 32V dc	Dielectric Strength	1500V ac
Rated Voltage - 3 Pole	415V acY / 240V ac	Ambient temperature	-10°C +55°C

522739

Rated Current	Mftrs. List No.	Order Code	Price Each 1+	10+	50+	100+
1 Pole						
3A	TA35-CFTWF030C0	**163-7598●**	4.37	3.93	3.56	3.27
5A	TA35-CFTWF050C0	**163-7600●**	4.37	3.93	3.56	3.27
10A	TA35-CFTWF100C0	**163-7601●**	4.37	3.93	3.56	3.27
12A	TA35-CFTWF120C0	**163-7602●**	4.37	3.93	3.56	3.27
15A	TA35-CFTWF150C0	**163-7603●**	4.37	3.93	3.56	3.27
16A	TA35-CFTWF160C0	**163-7604●**	4.37	3.93	3.56	3.27
20A	TA35-CFTWF200C0	**163-7606●**	4.37	3.93	3.56	3.27
2 Pole						
3A	TA35-CBTWF030C0	**163-7607●**	7.91	7.03	6.49	5.95
5A	TA35-CBTWF050C0	**163-7608●**	7.91	7.03	6.49	5.95
10A	TA35-CBTWF100C0	**163-7609●**	7.91	7.03	6.49	5.95
12A	TA35-CBTWF120C0	**163-7610●**	7.91	7.03	6.49	5.95
15A	TA35-CBTWF150C0	**163-7611●**	7.91	7.03	6.49	5.95
16A	TA35-CBTWF160C0	**163-7612●**	7.91	7.03	6.49	5.95
20A	TA35-CBTWF200C0	**163-7613●**	7.91	7.03	6.49	5.95
3 Pole						
5A	TA35-CKDWF050C0	**163-7614●**	11.22	10.10	9.19	8.43
10A	TA35-CKDWF100C0	**163-7615●**	11.22	10.10	9.19	8.43
Protection Cover (IP65)						
1 Pole	CZZ11	**163-7616●**	0.77	0.73	0.69	0.66
2 Pole	CZZ21	**163-7618●**	0.86	0.82	0.78	0.74
3 Pole	CZZ31	**163-7619●**	1.06	1.01	0.96	0.91

Thermal Rocker with Switch

- Versatile single & double pole rocker switches combined with a thermal circuit breaker
- Returns to 'OFF' position when put in overload conditions
- **UL** Recognised, **VDE, CSA** and **SEMKO** approved.

Panel cut-out: a=50.5 x 21.5,
b=44.5 x 22
Tabs=6.35 or 2 x 2.8
No volt release modules
H=33.5, W=22, D=21

Voltage rating	250Vac/50Vdc	Typical life expectancy @ In	>50000 ops
Dielectric strength	3000Vac	Max. interrupt rating	200A (single pole) 300A (double pole)
Insulation resistance	>100MΩ @ 500V	Operating temperature	-30°C to +60°C

8

RL Re-reeling available

Current Rating	Internal Resistance (Ω)	Dimensions H	W	D	Cut-out	Mftrs. List No.	Order Code
10A	0.02	54	25	35	a	3120-F311-W01X-10A	954-0610
16A	0.02	54	25	35	a	3120-F311-W01X-16A	954-0628
3A	0.06	48	25	35	b	3120-F521-W01X-3A	954-0490
5A	0.03	48	25	35	b	3120-F521-W01X-5A	954-0504
10A	0.02	48	25	35	b	3120-F521-W01X-10A	954-0512
16A	0.02	48	25	35	b	3120-F521-W01X-16A	954-0520

204371

Current Rating	Order Code	Price Each 1+	25+	100+
Single Pole				
10A	**954-0610●**	15.84	14.92	13.57
16A	**954-0628●**	8.86	8.35	7.59
Double Pole				
3A	**954-0490●**	15.84	14.92	13.57
5A	**954-0504●**	15.84	14.92	13.57
10A	**954-0512●**	15.84	14.92	13.57
16A	**954-0520●**	15.84	14.92	13.57

MCB's and Accessories

Miniature Circuit Breakers

PLS6 Series - 6 kA

6kA Breaking capacity devices suitable for Din rail mounting. Single and double breakers with B and C type tripping characteristics to IEC/EN 60898.
B type characteristic offers tripping response of 3-5 times rated current. Suitable for domestic and commercial applications such as lighting and heating circuits as well as small building applications.
C type characteristic offers tripping response of 5-10 times rated current. Suitable for motor control and fluorescent lighting circuits where the current inrush may be higher.

- Compatible with standard bus bar
- IP20 standard protection
- Clear Indication of contact position by front toggle
- All current ratings are colour coded by front toggle
- Terminals have upper and lower self-lifting terminals
- Distance between contacts ≥4mm for secure isolation
- Tripping in accordance with **IEC/EN 60898**

Terminal capacity	1 X 25, 2 X 10mm²	Breaking capacity	6kA
Rated voltage (Max)	415V ac / 48V dc	Degree of Protection	IP20

435868

Current Rating	Mftrs. List No.	Order Code	Price Each 1+	5+	10+	25+
Type B Single Pole						
1A	PLS6-B1	**120-5288●**	17.54	16.49	16.14	15.80
2A	PLS6-B2	**120-5289●**	14.93	14.01	13.71	13.42
3A	PLS6-B3	**120-5290●**	15.92	14.95	14.63	14.32
6A	PLS6-B6	**120-5291●**	7.88	7.41	7.25	7.09
10A	PLS6-B10	**120-5292●**	7.39	6.92	6.77	6.63
16A	PLS6-B16	**120-5293●**	7.13	6.70	6.56	6.42
20A	PLS6-B20	**120-5294●**	5.57	5.22	5.10	4.99
25A	PLS6-B25	**120-5295●**	7.13	6.70	6.56	6.42
32A	PLS6-B32	**120-5296●**	6.96	6.52	6.38	6.24
Type B Double Pole						
1A	PLS6-B1/2	**120-5301●**	30.66	28.83	28.21	27.60
2A	PLS6-B2/2	**120-5302●**	33.68	31.66	30.99	30.33
4A	PLS6-B4/2	**120-5303●**	23.62	22.19	21.73	21.30
6A	PLS6-B6/2	**120-5305●**	23.96	22.52	22.04	21.57
10A	PLS6-B10/2	**120-5306●**	17.01	15.99	15.66	15.33
16A	PLS6-B16/2	**120-5307●**	17.01	15.99	15.66	15.33
20A	PLS6-B20/2	**120-5308●**	17.01	15.99	15.66	15.33
25A	PLS6-B25/2	**120-5309●**	19.14	17.98	17.61	17.24
32A	PLS6-B32/2	**120-5310●**	19.14	17.98	17.61	17.24
Type C Single Pole						
1A	PLS6-C1-DW	**120-5329●**	15.55	14.93	14.30	13.70
2A	PLS6-C2-DW	**120-5331●**	15.24	14.64	14.02	13.43
4A	PLS6-C4-DW	**120-5332●**	10.78	10.49	10.21	9.95
6A	PLS6-C6-DW	**120-5333●**	7.51	7.20	6.90	6.77
8A	PLS6-C8-DW	**120-5334●**	7.97	7.64	7.33	7.19
10A	PLS6-C10-DW	**120-5335●**	7.14	6.85	6.57	6.29
12A	PLS6-C12-DW	**120-5336●**	7.36	7.06	6.77	6.64
13A	PLS6-C13-DW	**120-5337●**	7.36	7.06	6.77	6.64
15A	PLS6-C15-DW	**120-5338●**	7.36	7.06	6.77	6.64
16A	PLS6-C16-DW	**120-5339●**	7.14	6.85	6.57	6.29
Type C Single Pole						
20A	PLS6-C20-DW	**120-5340●**	6.93	6.65	6.38	6.25
25A	PLS6-C25-DW	**120-5342●**	7.14	6.85	6.57	6.29
32A	PLS6-C32-DS	**120-5343●**	6.90	6.62	6.35	6.08
40A	PLS6-C40-DW	**120-5344●**	7.73	7.43	7.12	6.82
Type C Double Pole						
1A	PLS6-C1/2	**120-5347●**	24.68	23.70	22.71	21.76
2A	PLS6-C2/2	**120-5348●**	24.24	23.27	22.30	21.37
3A	PLS6-C3/2	**120-5349●**	24.51	23.55	22.57	22.13
4A	PLS6-C4/2	**120-5350●**	19.66	18.87	18.09	17.33
6A	PLS6-C6/2	**120-5351●**	13.41	12.87	12.34	12.10
8A	PLS6-C8/2	**120-5352●**	14.04	13.46	12.91	12.66
10A	PLS6-C10/2	**120-5354●**	12.07	11.59	11.11	10.65
12A	PLS6-C12/2	**120-5355●**	12.44	11.93	11.45	11.22
16A	PLS6-C16/2	**120-5356●**	12.01	11.53	11.05	10.83
20A	PLS6-C20/2	**120-5357●**	11.91	11.44	10.96	10.74
25A	PLS6-C25/2	**120-5358●**	14.37	13.80	13.22	12.95
32A	PLS6-C32/2	**120-5359●**	15.10	14.50	13.89	13.31
40A	PLS6-C40/2	**120-5360●**	16.33	16.09	15.84	15.53

FOR MORE INFORMATION & CHOICE
Product Search
Consumer Unit
GO
RoHS Compliant Items Only | Advanced Search

Miniature Circuit Breakers

PLSM Series - 10 kA

Single pole
H=80, W=17.5, D=60mm

Double pole
H=80, W=35, D=60mm

- Compatible with standard bus bar
- IP20 standard protection
- Clear Indication of contact position by front toggle
- All current ratings are colour coded by front toggle
- Terminals have upper and lower self-lifting terminals
- Distance between contacts ≥4mm for secure isolation
- Tripping in accordance with **IEC/EN 60898**

Terminal capacity	1 to 25mm²	Breaking capacity	10kA
Rated voltage (max)	415V ac / 48V dc	Operational Life	≥8000 operating cycles

10kA, Breaking capacity devices suitable for Din rail mounting. Single and double pole breakers with B and C type tripping characteristics to IEC/EN 60898.
B type characteristic offers tripping response of 3-5 times rated current. Suitable for domestic and commercial applications such as lighting and heating circuits as well as small building applications.
C type characteristic offers tripping response of 5-10 times rated current. Suitable for motor control and fluorescent lighting circuits where the current inrush may be higher

419373

Current Rating	Mftrs. List No.	Order Code	Price Each 1+	10+	25+	50+
Type B Single Pole						
6A	PLSM-B6	**108-5665●**	9.42	8.48	7.54	6.86
10A	PLSM-B10	**108-5650●**	8.75	7.88	7.01	6.37
16A	PLSM-B16	**108-5652●**	8.75	7.88	7.01	6.37
20A	PLSM-B20	**108-5654●**	8.75	7.88	7.01	6.37
25A	PLSM-B25	**108-5658●**	8.75	7.88	7.01	6.37
Type B Double Pole						
6A	PLSM-B6/2	**108-5686●**	26.69	24.03	21.37	19.43
10A	PLSM-B10/2	**108-5667●**	25.37	22.83	20.30	18.45
16A	PLSM-B16/2	**108-5671●**	20.30	18.65	17.25	16.04
20A	PLSM-B20/2	**108-5674●**	25.37	22.83	20.30	18.45
25A	PLSM-B25/2	**108-5676●**	25.37	22.83	20.30	18.45
Type C Single Pole						
1A	PLSM-C1	**108-5649●**	8.32	7.82	7.65	7.48
2A	PLSM-C2	**108-5659●**	8.32	7.82	7.65	7.48
4A	PLSM-C4	**108-5662●**	8.32	7.82	7.65	7.48
6A	PLSM-C6	**108-5666●**	8.32	7.82	7.65	7.48
10A	PLSM-C10	**108-5651●**	7.73	7.26	7.12	6.98
16A	PLSM-C16	**108-5653●**	7.73	7.26	7.12	6.98
20A	PLSM-C20	**108-5656●**	7.73	7.26	7.12	6.98
32A	PLSM-C32	**108-5661●**	7.73	7.26	7.12	6.98
Type C Double Pole						
1A	PLSM-C1/2	**108-5673●**	39.68	37.30	36.50	35.71
2A	PLSM-C2/2	**108-5677●**	24.49	23.02	22.53	22.05
4A	PLSM-C4/2	**108-5681●**	24.49	23.02	22.53	22.05

Farnell

MCB's and Accessories - continued

Miniature Circuit Breakers - continued

PLSM Series - 10 kA - continued

Current Rating	Mftrs. List No.	Order Code	Price Each 1+	10+	25+	50+
Type C Double Pole						
6A	PLSM-C6/2	**108-5687●**	23.00	21.62	21.16	20.70
10A	PLSM-C10/2	**108-5668●**	22.58	21.24	20.78	20.33
16A	PLSM-C16/2	**108-5672●**	22.58	21.24	20.78	20.33
20A	PLSM-C20/2	**108-5675●**	22.58	21.24	20.78	20.33
32A	PLSM-C32/2	**108-5679●**	22.58	21.24	20.78	20.33

MCB Residual Current Protection Unit

Add On Unit - PBSM

2 pole H=90, W=70, D=60mm

4 pole H=90, W=125, D=60mm

- Line voltage-independent tripping
- Combine with MCB to produce RCBO (combined RCD/ MCB device)
- Rated current of either 40 or 63A
- IP20 standard protection
- Clear Indication of contact position by front toggle
- All current ratings are colour coded by front toggle
- Terminals have upper and lower self-lifting terminals
- Terminals are finger and hand touch safe, BGV A3, OVE-EN 6

Fastening Screw	M 2.5 (Slotted one-way)
Terminal Screws	M 5 (Combined Philips/standard head)
Rated voltage	230V
Tripping	250A Instantaneous
Degree of Protection	IP 40

All these accessories are compatible for all the Moeller MCB ranges.

435921

Current Trip Rating	Mftrs. List No.	Order Code	Price Each 1+	5+	10+	25+
2 Pole Type, ≤40A Rated current						
30mA	PBSM-402/003	**120-5380●**	44.24	42.73	39.85	37.61
100mA	PBSM-402/01	**120-5381●**	43.21	41.75	38.92	36.75
300mA	PBSM-402/03	**120-5382●**	43.21	41.75	38.92	36.75
4 Pole Type, ≤40A Rated current						
30mA	PBSM-404/003	**120-5388●**	57.47	55.48	51.74	48.83
100mA	PBSM-404/01	**120-5391●**	53.25	51.43	47.95	45.26

C60H MCB Type B, C & D

- Type B, C and D circuit breakers
- Single, 2 and 3-pole versions in ratings from 1 to 63 amps
- Positive contact indication in accordance with **16th Edition (BS7671) IEE Wiring Regulations**
- Equipped with tunnel terminals for bare cable connection :- 1 to 25A - 25mm sq., 32 to 63A - 35mm sq.
- Magnetic tripping in accordance with **BSEN 60898**
- Suitable for direct panel or DIN rail mounting or for use with Merlin Gerin type A and B pan assemblies

The Merlin Gerin, Multi 9, C60H range of miniature circuit breakers are suitable for interrupting fault currents up to 10kA 415 volts according to BSEN 60898.

C60H Type B - suitable for protection of circuits against overload and short circuits in commercial and industrial distribution and domestic applications. Tripping range 3 to 5 times rated current.

C60H Type C - suitable for protection of circuits against overload and short circuits in general commercial and industrial distribution and in applications with moderate inrush currents, such as certain lighting systems. Tripping range 5 to 10 times rated current.

C60H Type D - suitable for protection of circuits against overload and short circuits in general commercial and industrial distribution and in applications with high inrush currents, such as transformers, motors and certain lighting systems. Tripping range 10 to 14 times rated current.

Dimensions	H	W	D	Dimensions	H	W	D	Dimensions	H	W	D
1 pole	81	18	70	2 pole	81	36	70	3 pole	81	54	70

213859

Type B	Mftrs. List No.	Order Code	Price Each 1+	5+	10+
Single Pole					
1A	C60HB101	**142-1046●**	12.36	11.56	11.18
2A	C60HB102	**142-1047●**	11.71	11.04	10.80
4A	C60HB104	**142-1048●**	10.80	10.18	9.95
6A	C60HB106	**142-1051●**	10.47	9.86	9.64
10A	C60HB110	**142-1052●**	9.47	8.93	8.73
16A	C60HB116	**142-1053●**	9.47	8.93	8.73
20A	C60HB120	**142-1054●**	9.47	8.93	8.73
25A	C60HB125	**142-1055●**	9.37	8.74	8.46
32A	C60HB132	**142-1056●**	9.47	8.93	8.73
40A	C60HB140	**142-1057●**	10.37	9.77	9.55
50A	C60HB150	**142-1058●**	8.18	7.64	7.39
63A	C60HB163	**142-1059●**	11.55	10.89	10.65
Two Pole					
1A	C60HB201	**142-1060●**	35.54	33.17	32.09
2A	C60HB202	**142-1061●**	33.46	31.46	30.82
4A	C60HB204	**142-1063●**	31.71	29.83	29.20
6A	C60HB206	**142-1064●**	29.86	28.09	27.49
10A	C60HB210	**142-1065●**	27.42	25.79	25.26
16A	C60HB216	**142-1066●**	27.42	25.79	25.26
20A	C60HB220	**142-1067●**	27.42	25.79	25.26
25A	C60HB225	**142-1068●**	27.40	25.57	24.75
32A	C60HB232	**142-1069●**	27.42	25.79	25.26
40A	C60HB240	**142-1070●**	29.93	28.16	27.53
50A	C60HB250	**142-1071●**	32.08	29.94	28.99
63A	C60HB263	**142-1072●**	24.73	23.09	22.34
Three Pole					
1A	C60HB301	**142-1073●**	51.04	47.66	46.10
2A	C60HB302	**142-1075●**	47.83	44.97	44.04
4A	C60HB304	**142-1076●**	46.94	43.81	42.38
6A	C60HB306	**142-1077●**	44.35	41.72	40.83
10A	C60HB310	**142-1078●**	41.14	38.69	37.87
16A	C60HB316	**142-1079●**	41.14	38.69	37.87
20A	C60HB320	**142-1080●**	41.14	38.69	37.87
25A	C60HB325	**142-1081●**	40.70	37.98	36.75
32A	C60HB332	**142-1082●**	41.14	38.69	37.87
40A	C60HB340	**142-1083●**	43.92	41.32	40.42
50A	C60HB350	**142-1084●**	34.75	32.45	31.39
63A	C60HB363	**142-1085●**	47.86	44.99	44.05
Type C					
Single Pole					
1A	C60HC101	**142-1100●**	12.27	11.53	11.29
2A	C60HC102	**142-1101●**	11.71	11.03	10.80
4A	C60HC104	**142-1102●**	10.80	10.18	9.95
6A	C60HC106	**142-1103●**	10.47	9.87	9.65
10A	C60HC110	**142-1105●**	9.47	8.93	8.73
16A	C60HC116	**142-1106●**	9.47	8.93	8.73
20A	C60HC120	**142-1107●**	9.47	8.93	8.73
25A	C60HC125	**142-1108●**	9.37	8.74	8.46
32A	C60HC132	**142-1109●**	9.47	8.93	8.73
40A	C60HC140	**142-1110●**	10.37	9.77	9.55
50A	C60HC150	**142-1111●**	11.01	10.28	9.94
63A	C60HC163	**142-1112●**	10.31	9.61	9.30
Two Pole					
1A	C60HC201	**142-1113●**	35.08	32.73	31.67
2A	C60HC202	**142-1114●**	33.59	31.35	30.34
4A	C60HC204	**142-1115●**	31.84	29.72	28.76
6A	C60HC206	**142-1117●**	29.86	28.09	27.48
10A	C60HC210	**142-1118●**	27.42	25.79	25.24
16A	C60HC216	**142-1119●**	27.42	25.79	25.24
20A	C60HC220	**142-1120●**	27.42	25.79	25.24
25A	C60HC225	**142-1121●**	27.13	25.33	24.50
32A	C60HC232	**142-1122●**	27.42	25.79	25.24
40A	C60HC240	**142-1123●**	29.93	28.16	27.54
50A	C60HC250	**142-1124●**	28.26	26.38	25.52
63A	C60HC263	**142-1125●**	32.44	30.51	29.86
Three Pole					
1A	C60HC301	**142-1126●**	39.99	37.33	36.13
2A	C60HC302	**142-1127●**	35.70	33.33	32.24
4A	C60HC304	**142-1129●**	46.12	43.39	42.47
6A	C60HC306	**142-1131●**	44.35	41.72	40.81
10A	C60HC310	**142-1132●**	41.14	38.69	37.87
16A	C60HC316	**142-1133●**	41.14	38.69	37.87
20A	C60HC320	**142-1134●**	41.14	38.69	37.87
25A	C60HC325	**142-1135●**	40.70	37.98	36.75
32A	C60HC332	**142-1136●**	41.14	38.69	37.87
40A	C60HC340	**142-1137●**	43.92	41.32	40.42
50A	C60HC350	**142-1138●**	46.56	43.79	42.85
63A	C60HC363	**142-1139●**	47.86	45.00	44.06
Type D					
Single Pole					
1A	C60HD101	**142-1154●**	12.54	11.70	11.32
2A	C60HD102	**142-1155●**	12.29	11.58	11.34
4A	C60HD104	**142-1156●**	11.34	10.69	10.45
6A	C60HD106	**142-1157●**	10.99	10.36	10.12
10A	C60HD110	**142-1158●**	9.95	9.37	9.18
16A	C60HD116	**142-1159●**	9.95	9.37	9.18
20A	C60HD120	**142-1160●**	9.95	9.37	9.18
25A	C60HD125	**142-1161●**	9.95	9.37	9.18
32A	C60HD132	**142-1162●**	9.95	9.37	9.18
40A	C60HD140	**142-1163●**	10.88	10.24	10.02
50A	C60HD150	**142-1164●**	11.51	10.83	10.60
63A	C60HD163	**142-1166●**	12.19	11.49	11.23
Two Pole					
1A	C60HD201	**142-1167●**	36.17	33.77	32.67
2A	C60HD202	**142-1168●**	34.17	31.90	30.86
4A	C60HD204	**142-1169●**	33.30	31.29	30.64
6A	C60HD206	**142-1170●**	30.46	28.43	27.52
10A	C60HD210	**142-1171●**	28.32	26.44	25.58
16A	C60HD216	**142-1172●**	28.08	26.20	25.35
20A	C60HD220	**142-1173●**	27.80	25.96	25.11
25A	C60HD225	**142-1174●**	29.14	27.20	26.32
32A	C60HD232	**142-1175●**	29.41	27.46	26.56
40A	C60HD240	**142-1176●**	31.39	29.29	28.34
50A	C60HD250	**142-1178●**	33.89	31.64	30.61
63A	C60HD263	**142-1179●**	34.53	32.22	31.18
Three Pole					

RL Re-reeling available

Type B	Mftrs. List No.	Order Code	Price Each 1+	5+	10+
Three Pole					
1A	C60HD301	**142-1180●**	44.52	41.56	40.22
2A	C60HD302	**142-1181●**	37.18	34.70	33.58
4A	C60HD304	**142-1182●**	48.42	45.55	44.57
6A	C60HD306	**142-1183●**	46.57	43.80	42.87
10A	C60HD310	**142-1184●**	43.19	40.62	39.76
16A	C60HD316	**142-1185●**	43.19	40.62	39.76
20A	C60HD320	**142-1186●**	43.19	40.62	39.76
25A	C60HD325	**142-1187●**	43.19	40.62	39.76
32A	C60HD332	**142-1188●**	43.19	40.62	39.76
40A	C60HD340	**142-1191●**	46.11	43.36	42.46
50A	C60HD350	**142-1192●**	48.90	45.98	45.02
63A	C60HD363	**142-1193●**	50.26	47.27	46.26

RMG Earth Leakage Protection RCDs

Merlin Gerin

- 2 and 4-pole versions in ratings from 16 to 100A
- Positive contact indication in accordance with **16th Edition of the IEE Wiring Regulations**
- Sensitivity 10, 30, 100 or 300mA
- Voltage rating 2 pole - 110/240V, 4 pole-240/415V
- Equipped with tunnel terminals for bare cable connection: 16-80A - 35mm^2, 100A - 50mm^2
- Suitable for use as an incoming device on Merlin Gerin type A pan assembly

The Merlin Gerin, Multi 9, RMG range of residual current devices provides the functions of isolation, switching and earth leakage protection of electrical circuits. The time-delayed version provides the above features whilst enabling discrimination with downstream devices.

204558

Rating (A)	Sensitivity (mA)	Mftrs. List No.	Order Code	Price Each 1+	5+	10+
RMG RCDs - 2 Pole						
16	10	RMG160102	**142-0981●**	78.33	73.12	70.65
25	30	RMG250302	**142-0983●**	56.35	53.00	51.38
40	30	RMG400302	**142-0984●**	59.49	55.95	54.06
63	30	RMG630302	**142-0986●**	71.61	67.33	65.85
RMG RCDs - 2 Pole, with delay						
100	300	23116	**142-0998●**	106.72	99.62	96.26
RMG RCDs - 4 Pole						
25	30	RMG250304	**142-1000●**	72.84	68.51	66.20
40	30	RMG400304	**142-1003●**	77.81	73.15	70.67
63	30	RMG630304	**142-1005●**	104.80	98.53	95.20
63	100	RMG631004	**142-1006●**	87.10	81.32	78.57
RMG RCDs - 4 Pole, with delay						
100	300	23227	**142-1012●**	255.66	248.93	242.55

Electrical Auxiliaries

For 2 and 4 Pole RMG's

Merlin Gerin

477523

Description	Mftrs. List No.	Order Code	Price Each 1+	5+	10+
Shunt Trip Release **(MX)**	26946	**142-1014●**	25.03	23.30	22.31
Under Voltage Release **(MN)**	26960	**142-1015●**	42.08	40.01	38.29
Auxiliary Switch **(OFS)**	26923	**142-1016●**	17.81	16.40	15.88
Auxiliary Switch **(OF)**	26924	**142-1017●**	16.43	15.46	15.12
Fault Indicating Switch **(SD)**	26927	**142-1018●**	16.33	15.23	14.77

RCBO, Combined MCB/RCD

6kA

Merlin Gerin

- Provide protection against the effects of earth leakage. Overload and short circuit currents
- Symmetrical DIN Rail mounting for all commercial, industrial and domestic electrical distribution systems
- 30mA sensitivity, breaking capacity 6kA, 2 pole switching (phase and neutral)
- Integrated filter prevents unwanted tripping due to transient voltages
- Visual indication of trip due to earth faults
- Complies with **BSEN 60898** and **BS EN61009**

H=81, W=36, D=75

204521

MCB Rating	Mftrs. List No.	Order Code	Price Each 1+	5+	10+
6A	19661	**142-0973●**	72.55	68.23	65.71
10A	19663	**142-0974●**	70.48	66.28	63.86
16A	19665	**142-0976●**	70.48	66.28	63.86
20A	19666	**142-0977●**	70.48	66.28	64.95
25A	19667	**142-0978●**	70.48	66.28	64.95
32A	19668	**142-0979●**	70.48	66.28	64.95
40A	19669	**142-0980●**	72.55	68.23	65.71

Switch Disconnectors

Merlin Gerin

- Current ratings: 32A, 63A, 100A and 125A
- 1P, 2P, 3P, 3P+N and 4P versions
- Specification: **BS5419: 1977,** category of duty **AC22, IEC 947-3**
- Positive contact indication in accordance with **16th Edition of the IEE Wiring Regulations**
- Cable capacity : equipped with tunnel terminals for bare cable connection 32A - 10mm^2, 63A - 50mm^2.
- DIN rail mounting or within enclosure suitable for DIN profile equipment
- 3P+N version lockable in either ON or OFF position

Suitable for use as a switch disconnector in all types of circuit as defined in **16th Edition of IEE Wiring Regulations.**

Rating (A)	Voltage	Poles (mA)	Mftrs. List No.	Order Code
32	240/415	2	15010	142-1022
63	240/415	2	15014	142-1023
100	240/415	2	15091	142-1024
125	230	2	MGI1252	142-1019
125	415	3	MGI1253N	142-1020

213853

Current Rating (A)	Order Code	Price Each 1+	5+	10+
32	**142-1022●**	7.41	6.91	6.68
63	**142-1023●**	15.06	14.06	13.60
100	**142-1024●**	18.06	16.86	16.31
125	**142-1019●**	15.56	14.65	14.34
125	**142-1020●**	47.11	43.96	42.53

Comb Busbars, Terminals & Installation Accessories

Merlin Gerin

- Fully insulated for protection against accidental live contact
- Complete with insulated end covers
- Available in 24-way 1P, 2P, 3P & 4P
- Accessories and terminals suitable for Merlin Gerin pan assemblies

Comb Busbars	Mftrs. List No	Order Code
1 row: 12-Single pole MCBs	14881	142-1026
1 row: 6-Two pole MCBs	14882	142-1027
2 rows: 12-Two pole MCBs	14892	142-1031
1 row: 4-Three pole MCBs	14883	142-1028
2 rows: 8-Three pole MCBs	14893	142-1032
Terminals and installation accessories		
1P, 2P insulation accessories (endcaps+boots)	14886	142-1034
3P, 4P insulation accessories (endcaps+boots)	14887	142-1035
Insulating boots for unused connections (pack)	14888	142-1036
1P terminal block(2X25mm+4x16mm)	14936	142-1038
2P terminal block(2X25mm+4x16mm)	14937	142-1039
Terminal bar for earth/neutral conns, 183mm	99217	142-1042
Terminal bar for earth/neutral conns, 222mm	99219	142-1043
Terminal bar for earth/neutral conns, 332mm	99221	142-1044

213856

Mftrs. List No.	Order Code	Price Each 1+	5+	10+
Comb Busbars				
14881	**142-1026●**	5.60	5.23	5.05
14882	**142-1027●**	8.95	8.51	8.16
14892	**142-1031●**	31.51	29.43	28.47
14883	**142-1028●**	15.01	14.02	13.56
14893	**142-1032●**	36.52	34.09	32.98
Terminals & Installion acc.				
14886	**142-1034●**	8.22	7.67	7.41
14887	**142-1035●**	7.45	6.95	6.71
14888	**142-1036●**	10.14	9.45	9.16
14936	**142-1038●**	6.10	5.69	5.51
14937	**142-1039●**	8.36	7.79	7.55
99217	**142-1042**	8.97	8.38	8.13
99219	**142-1043**	10.89	10.17	9.87

Over 480,000 products online
QGO

RL Re-reeling available
Farnell

Consumer Units and Distribution Boxes

IP40 Consumer Units

Insulated and Metal Versions

- Preformed knockouts
- Distinct wiring zones
- Earth and Neutral terminal blocks fully rated to 100A
- Complete shrouding of all live parts
- Cover designed to stay open as required
- Pozidrive screwdriver fits all screws in the board and devices

Mftrs. List No.	No. of Outgoing Ways	Dimensions (mm) Height	Width	Depth	Mftrs. List No.	No. of Outgoing Ways	Dimensions (mm) Height	Width	Depth
BC-P2	2	225	172	111	BC-M2	2	223	180	113
BC-P6	6	225	244	111	BC-M6	6	223	252	113
BC-P12	12	225	351	111					

446619

No. of Ways	Mftrs. List No.	Order Code	Price Each 1+	5+	10+	25+
Plastic - 2 Pole, 100mA Main Switch Controlled						
2	BC-P2	**126-6781**	23.21	22.29	21.39	20.53
6	BC-P6	**126-6782**	29.35	28.17	27.05	25.96
12	BC-P12	**126-6784**	39.60	38.01	36.49	35.04
Metal - 2 Pole, 100mA Main Switch Controlled						
2	BC-M2	**126-6793**	34.79	33.39	32.06	30.78
6	BC-M6	**126-6794**	38.47	36.93	35.46	34.03
Blanking Strip - 6 Modules Wide						
6	KLV-AP-45-W	**126-6804**	0.57	0.55	0.53	0.51

IP65 Sealed Distribution Boxes

Temperature resistant up to +70°C

- **IP54** (**IP65** when using a suitable cable gland) rated Distribution Boxes for housing DIN Rail Mounting Components such as MCBs, RCCBs, Timers and Fuses.
- Designed to incorporate multiples of 17.5mm modules mounted on the DIN rail.
- Includes an Earth and Neutral Terminal Block and Blanking Strip for unused ways.
- Cable entry glands and labelling strips supplied.
- Offers widths to accomodate 2, 4, 8 or 12 modules to **DIN43880**
- Impact resistant non-flammable thermoplastic construction.

224477

H	W	D	Order Code	Price Each 1+	10+	50+	100+	500+
130	94	81	**531-741●**	20.88	19.57	18.56	17.40	16.25
180	110	110	**531-753●**	25.77	24.23	23.96	22.49	21.05
180	182	110	**531-765●**	35.37	33.48	32.62	30.71	28.65
180	254	110	**531-777●**	44.70	42.27	41.71	39.06	36.74

IP65 Distribution Boxes

- 3 to 28 way distribution boxes
- Grey in colour similar to RAL 7035
- Pre-assembled **IP65** sealing membranes
- Flame resistant polystyrene, complying with **DIN VDE 0471**
- Individual transparent doors can be lead sealed, blanking off of individual rows
- With 150mm distance between rails, the distribution boards provide generous wiring space

Type	Knockouts	Terminals
AK03	Top End: 3 x M20 Bottom: 2 x M20/M25 Side walls (each): 2 x M20 Base, Floor: 1 x M20	2 x 4 Pole, 6/16mm²
AK05	Top End: 4 x M20, 1 x M20/M25 Side walls (each): 2 x M20 Base, Floor: 1 x M20	2 x 5 Pole, 6/16mm²
AK09	Top End: 8 x M20, 1 x M25/M32 Side walls (each): 2 x M20 Base, Floor: 2 x M20/M25	2 x 7 Pole, 6/16mm²
AK12	Top End: 8 x M20, 2 x M20/M25, 1 x M32/M40 Side walls (each): 2 x M20 Base, Floor: 2 x M20/M25	2 x 12 Pole, 6/16mm²
AK14	Top End: 17 x M20, 2 x M20/M25, 1 x M32/M40 Bottom: 15 x M20, 2 x M20/M25, 1 x M32/M40 Side walls (each): 8 x M20, 2 x M25/M32	3 x Screw clamping points, 2.5 to 16mm² 14 Screwless clamping points, 1.5 to 4mm²

No. of Ways	Dimensions (mm) Length	Width	Depth	Mftrs. List No.	Order Code
3	150	100	96	735-403	776-7498
5	200	125	122	735-405	776-7501
9	200	200	122	735-409	776-7510
12	200	250	122	735-412	776-7528
14	300	300	142	735-414	776-7536

347437

Type	Order Code	Price Each 1+	5+	10+	25+
AK03	**776-7498●**	18.60	16.54	14.88	13.54
AK05	**776-7501●**	25.42	22.61	20.35	18.50
AK09	**776-7510●**	34.43	30.62	27.54	25.06
AK12	**776-7528●**	43.97	39.10	35.19	31.98
AK14	**776-7536●**	46.25	43.47	40.86	38.41

Distribution Enclosures

2 and 4 Module

261-324
4 module standard enclosure

261-312
2 module splashproof enclosure

- Complete with DIN rail & earth terminals
- Accommodate MCB's, RCD's RCBO's & Switch Disconnectors
- Standard enclosures to **IP30**
- Splashproof enclosures to **IP44**

Order Codes	Modules	Style	Dimensions H	W	D	Fixing Centres
261-300	2	Standard	149	76	76	106
261-312	2	Splashproof	200	123	112	140 x 160
261-324	4	Standard	188	121	74	82.5+140 to cntr

204419

Enclosure	Mftrs. List No.	Order Code	Price Each 1+	5+	10+
2 module (standard)	5502S	**261-300**	12.03	11.42	10.95
2 module (splashproof)	5702S	**261-312**	20.47	19.45	18.47
4 module (standard)	5504S	**261-324**	17.64	16.76	15.92

125A Standard A boards - 1P+N

For use with C60H range

- Designed,manufactured and tested to **BS EN 60439-3**
- Busbar rating 125A
- Voltage rating 230/240V ac
- Distributed neutral
- Din rail mounting with fully shrouded busbars
- Ingress protection **IP31** to **BS EN 60529**
- Complete with 5 single pole blanking plates
- Cable capacity (neutral and earth bar) 25mm²

Mftrs. List No.	No. of outgoing ways	Dimensions (mm) Height	Width	Depth
MGAN6	6	264	260	127
MGAN9	9	264	315	127
MGAN12	12	264	370	127

477563

No. of Ways	Mftrs. List No.	Order Code	Price Each 1+	5+
6	MGAN6	**142-1212●**	39.74	37.78
9	MGAN9	**142-1213●**	69.70	67.87
12	MGAN12	**142-1214●**	59.69	56.72

Standard B boards - TP + N

For use with C60H range

- Designed, manufactured and tested to **BS EN 60439-3**
- Busbar rating 250A
- Voltage rating 400/415V ac
- Distributed neutral
- Din rail mounting with fully shrouded busbars
- Ingress protection **IP31** to **BS EN 60529**
- Complete with 5 single pole blanking plates
- Cable capacity (neutral and earth bar) 25mm²

Mftrs. List No.	No. of outgoing ways	Dimensions (mm) Height	Width	Depth
MGBN6	6	484	470	158
MGBN8	8	538	470	158
MGBN16	16	808	470	158

477564

No. of Ways	Mftrs. List No.	Order Code	Price Each 1+	5+	10+
6	MGBN6	**142-1215●**	209.18	203.67	198.45
8	MGBN8	**142-1216●**	155.41	147.65	142.67
16	MGBN16	**142-1218●**	376.30	366.40	357.00

RL Re-reeling available

Farnell