MATE-N-LOK® CONNECTORS KITS

RoHS Compliant Available

Tyco Electronics

625

615

Selection of pin and socket housings, contacts, and application tooling.

STANDARD MATE-N-LOK® ASSORTMENT

Mfg. Part No.	Connector Kit Contents	Quantity
1-480698-0	2-Position UMNL Plug Housing, Natural	6
1-480699-0	2-Position UMNL Cap Housing, Natural	6
1-480700-0	3-Position UMNL Plug Housing, Natural	5
1-480701-0	3-Position UMNL Cap Housing, Natural	5
1-480704-0	6-Position UMNL Plug Housing, Natural	4
1-480705-0	6-Position UMNL Cap Housing, Natural	4
1-480706-0	9-Position UMNL Plug Housing, Natural	3
1-480707-0	9-Position UMNL Cap Housing, Natural	3
1-480708-0	12-Position UMNL Plug Housing, Natural	1
1-480709-0	12-Position UMNL Cap Housing, Natural	1
350547-1	20-14 AWG Pin Contacts	100
350550-1	20-14 AWG Socket Contacts	100
318851-1	Extraction Tool Assembly	1

Mfg. Part No.	Stock No.	Price Each
● 625	34C7558	92.40

COMMERCIAL MATE-N-LOK® ASSORTMENT

Mfg. Part No.	Connector Kit Contents	Quantity
1-480273-0	6-Position PM Socket Housing	1
1-480276-0	6-Position PM Pin Housing	1
1-480304-0	3-Position PM Socket Housing	5
1-480305-0	3-Position PM Pin Housing	5
1-480318-0	2-Position FH Socket Housing	5
1-480319-0	2-Position FH Pin Housing	5
1-480349-0	1-Position FH Socket Housing	10
1-480350-0	1-Position FH Pin Housing	10
1-480424-0	4-Position FH Socket Housing	2
1-480426-0	4-Position FH Pin Housing	2
60617-1	20-14 AWG Socket Contacts	100
60618-1	20-14 AWG Pin Contacts	100
465644-1	Extraction Tool	1

Mfg. Part No.	Stock No.	Price Each
615	34C7557	47.94

(69837)

UNIVERSAL MATE-N-LOK® II SOFT-SHELL CONNECTOR HOUSING KITS

RoHS Compliant Available

Tyco Electronics

- Contact Diameter: 0.084″ (2.13mm)
- Centerline, Matrix: 0.250″ (6.35mm)
- Free Hanging Mount
- Packaging Method: Front and Rear Component
- White Nylon Housing, Flammability Rated UL94V-0
- Positive Lock
- Current Rating: 31A
- Voltage: 600VAC

Kits consist of front and rear caps or plugs. Mate with standard Universal MATE-N-LOK® housings and PC board headers and use standard panel cutouts and strain reliefs. Contacts, *ordered separately on this page*, are on 0.250″ (6.35) centerline spacing. Pins and sockets can be intermixed in the same housing. Housing design provides for complete contact insertion and features 3-point stabilization to control contact alignment and minimize stubbing. UL recognized, CSA certified, VDE approved. *Order application tools separately on this page.*



PLUG HOUSING KITS

Mfg. Part No.	Circuits	Stock No.	Price Each 1-99
● 770017-1	2	92F9078	0.66
● 770018-1	3	92F9079	0.72
● 770019-1	4	92F9080	0.81
● 770016-1	5	27C5223	1.25
● 770020-1	6	93F7343	0.92
● 770021-1	9	92F9081	0.98
● 770022-1	12	92F9082	1.50
● 405365529	15	90F3979	1.43

➤ CONTINUED ➤

UNIVERSAL MATE-N-LOK® II SOFT-SHELL CONNECTOR HOUSING KITS (CONT.)

CAP HOUSING KITS

Mfg. Part No.	Circuits	Stock No.	Price Each 1-99
● 770024-1	2	92F9083	0.67
● 770025-1	3	92F9084	0.80
● 770026-1	4	92F8875	0.86
● 770027-1	6	92F8876	0.91
● 770028-1	9	92F8877	0.97
● 770029-1	12	92F8878	1.68
● 770030-1	15	92F8879	1.36

(8286)

CONTACTS FOR UNIVERSAL MATE-N-LOK® II CONNECTORS

RoHS Compliant Available

Tyco Electronics

- Split Pin
- Current Rating: 19A
- Voltage: 600VAC
- Wire Range: 20-14 AWG
- Contact Diameter: 0.084″ (2.13mm)
- Stock Thickness: 0.012″ (0.30mm)
- Insulation Diameter: 0.060-0.130″ (1.52-3.30mm)

Available in brass or phosphor bronze with pre-tin finish or plated with gold in mating area and tin-lead in crimp area over nickel underplate. *Order* **mfg. part no. 90300-2** *CERTI-CRIMP® hand tool* (**mfg. part no. 90296-2** *for grounding pins*), **mfg. part no. 91002-1** *contact insertion tool,* **mfg. part no. 318851-1** *contact extraction tool, and* **mfg. part no. 58382-1** *latch disengaging tool separately on this page or go online or call.*

PIN CONTACTS

Mfg. Part No.	AWG	I.D. Range	Length	Finish*	Stock No.	Price Each 1-49	50-99	100-249	250-499
● 770252-1	24-18	0.040-0.100″ (1.02-2.54)	1.005″ (25.53)	1	92F8880	0.17	0.16	0.15	0.14
● 1-770252-0	24-18			2	52K3355	1.22	0.83	0.71	0.65
● 770250-1	20-14	0.060-0.130″ (1.52-3.30)	1.005″ (25.53)	1	92F8882	0.18	0.17	0.16	0.15
● 1-770250-0	20-14			2	52K3354	1.07	0.73	0.63	0.57
● 770248-1	20-14	0.130-0.200″ (3.30-5.08)	0.995″ (25.27)	1	92F8884	0.22	0.21	0.20	0.19
● 1-770248-0	20-14			2	16M2686	1.48	1.00	0.87	0.79
● 1-770254-0+	20-14			1	16M2688	2.42	1.64	1.42	1.29
● 770246-3	12-10	0.200″ max. (5.08)	1.005″ (25.53)	3	92F8885	0.28	0.25	0.22	0.21
● 1-770246-0	12-10			4	16M2684	2.60	1.76	1.52	1.38

SOCKET CONTACTS

Mfg. Part No.	AWG	I.D. Range	Length	Finish*	Stock No.	1-49	50-99	100-249	250-499
● 770253-3	24-18	0.040-0.100″ (1.02-2.54)	0.980″ (24.90)	3	92F8887	0.20	0.19	0.18	0.17
● 1-770253-0	24-18			4	52K3356	1.89	1.28	1.11	1.01
● 770251-3	20-14	0.060-0.130″ (1.52-3.30)	0.980″ (24.90)	3	92F8888	0.21	0.20	0.19	0.18
● 1-770251-0	20-14	0.060-0.130″ (1.52-3.30)	0.980″ (24.90)	4	87K2216	2.00	1.35	1.17	1.06
● 770249-3	20-14	0.130-0.200″ (3.30-5.08)	0.970″ (24.63)	3	92F8890	0.27	0.25	0.23	0.22
● 1-770249-0	20-14			4	16M2687	2.43	1.65	1.42	1.29
● 770247-3	12-10	0.200″ max. (5.08)	0.980″ (24.90)	3	92F8891	0.29	0.27	0.25	0.22
● 1-770247-0	12-10			4	16M2685	2.64	1.79	1.54	1.40

*Material/Finish: 1 = Brass/Pre-Tin, 2 = Brass/Gold, 3 = Phosphor Bronze/Pre-Tin, 4 = Phosphor Bronze/Gold

(8287)

UNIVERSAL MATE-N-LOK® II TOOLS

RoHS Compliant Available

Tyco Electronics

Mfg. Part No.	Description	Stock No.	Price Each
● 91002-1	Contact Insertion Tool for Small Wire (Insulation Dia. 0.070″ or less)	89F4310	19.01
455830-1	Contact Insertion Tool (30-14 AWG)	46F2045	17.06
1804030-1	Extraction Tool Assembly	03M5513	35.40
90548-1	PRO-CRIMPER™ II Hand Tool (24-18 AWG)	96F9716	133.50
90546-1	PRO-CRIMPER™ II Hand Tool (20-14 AWG)	96F9717	133.50
58530-1	PRO-CRIMPER™ II Hand Tool (12-10 AWG)	93B6459	183.62
91508-1	CERTI-CRIMP® Hand Tool (20-18 AWG)	95C0491	519.12

(8288)

Go online for 200,000+ datasheets.

Click on this symbol in your search results. Visit us **online** today.

(94656)

PIN & SOCKET CONNECTORS

UNIVERSAL MATE-N-LOK COLOR-CODED CONNECTOR HOUSING

RoHS Compliant Available

Tyco Electronics

Just Added

Receptacle

Plug

Plug

- Current Rating: 19 to 36A max.
- Pitch spacing: 6.35mm (.250 in.)
- Voltage rating: 600 VAC
- Contact diameter: 2.13mm (0.084 in.)
- Housing material: Nylon
- Positive lock

RECEPTACELES FREE HANGING OR PANEL MOUNTING

Mfg. Part No.	Circuits	Color	Stock No.	Price Each 1-24	Price Each 25-49
● 1-480699-1	2	Brown	19M0042	0.47	0.42
● 1-480699-2	2	Red	81C9437	0.47	0.42
● 1-480701-1	3	Brown	29C4260	0.51	0.46
● 1-480701-2	3	Red	25C7563	0.51	0.46
● 1-480701-5	3	Green	83H3361	0.51	0.46
● 1-480703-1	4	Brown	10H0047	0.52	0.47
● 1-480703-2	4	Red	25C7562	0.52	0.47
● 1-480703-5	4	Green	83H3667	0.52	0.47
● 480764-2	5	Red	18H2451	2.01	1.81
● 1-480705-4	6	Yellow	10H0049	1.98	1.79
● 1-480707-1	9	Brown	10H0052	0.65	0.58
● 1-480707-2	9	Red	10H0053	0.70	0.63
● 1-480711-2	15	Red	85C4928	1.07	0.97
PLUGS FREE HANGING MOUNTING					
● 1-480698-2	2	Red	23C6540	0.51	0.46
● 1-480700-2	3	Red	33M8283	0.52	0.47
● 1-480700-5	3	Green	83H3358	0.52	0.47
● 1-480702-1	4	Brown	10H0044	0.52	0.47
● 1-480702-2	4	Red	10H0045	1.28	1.15
● 480763-2	5	Red	18H2450	1.59	1.44
● 1-480706-1	9	Brown	10H0050	0.72	0.65

(90492)

UNIVERSAL MATE-N-LOK® CONNECTOR HOUSINGS

RoHS Compliant Available

Tyco Electronics

- Contact Diameter: 0.084″ (2.13mm)
- Centerline, Matrix: 0.250 x 0.250″ (6.35 x 6.35mm)
- Free Hanging or Panel Mount
- Nylon Housing, Flammability Rated UL94V-2
- Positive Lock; 1 Circuit: Detent Lock
- Sealable
- Current Rating: 19A
- Voltage: 600VAC



Cap housing requires 2 **mfg. part no. 641778-1** or **mfg. part no. 643182-2** adapters to attach strain relief; *go online or call.* UL recognized, CSA certified, VDE approved under test report 14397-1431-1003.

UL94V-2 RATED NYLON PLUG HOUSINGS, NATURAL COLOR

Mfg. Part No.	Circuits	Stock No.	Price Each 1-99
● 1-350867-0*	1	46F2049	0.13
● 1-480698-0	2	46F2063	0.23
● 1-480700-0	3	46F2065	0.22
● 1-480702-0	4	46F2067	0.24
● 1-480763-0	5	90F4576	0.29
● 640585-1	6	90F4830	0.58
● 1-480704-0	6	90F4571	0.29
● 640586-1	8	90F4836	0.87
● 1-480706-0	9	46F2057	0.33
● 1-480708-0	12	46F2059	0.38
● 1-480710-0	15	46F2061	0.54
UL94V-0 RATED NYLON PLUG HOUSINGS, WHITE			
● 350865-1*	1	90F4915	0.29
● 350777-1	2	90F4824	0.32
● 350766-1	3	90F4825	0.38
● 350779-1	4	90F4826	0.40
● 350809-1	5	90F4827	0.42
● 640581-1	6	90F4828	0.90

➤ CONTINUED ➤

UNIVERSAL MATE-N-LOK® CONNECTOR HOUSINGS (CONT.)

UL94V-0 RATED NYLON PLUG HOUSINGS, WHITE

Mfg. Part No.	Circuits	Stock No.	Price Each 1-99
● 350715-1	6	90F4829	0.56
● 640582-1	8	90F4837	0.77
● 350720-1	9	90F4838	0.49
● 350735-1	12	90F4840	0.63
● 350736-1	15	90F4574	0.81
UL94V-2 RATED NYLON CAP HOUSINGS, NATURAL COLOR			
● 770421-1	1	92F8867	0.14
● 1-480699-0	2	46F2064	0.21
● 1-480701-0	3	46F2066	0.23
● 1-480703-0	4	46F2068	0.23
● 1-480764-0	5	87F5291	0.33
● 926307-1	6	92F8868	0.97
● 1-480705-0	6	46F2056	0.27
● 926308-1	8	92F8869	1.30
● 1-480707-0	9	46F2058	0.29
● 1-480709-0	12	46F2060	0.33
● 1-480711-0	15	46F2062	0.48
UL94V-0 RATED NYLON CAP HOUSINGS, WHITE			
● 350866-1*	1	90F4916	0.34
● 350778-1	2	90F4831	0.45
● 350767-1	3	90F4832	0.46
● 350780-1	4	90F4833	0.50
● 350810-1	5	90F4834	0.51
● 926307-3	6	92F8870	2.32
● 350781-1	6	90F4835	0.50
● 926308-3	8	92F8871	2.37
● 350782-1	9	90F4839	0.61
● 350783-1	12	90F4841	0.74
● 350784-1	15	90F4575	1.45
● 640585-1	15	90F4830	0.58

*Detent lock

KEYING PLUGS

Mfg. Part No.	Description	Stock No.	Price Each 1-99	Price Each 100-999
● 1-640415-1	For UL94V-2, Nylon Material, Natural Color	16C1697	0.26	0.21
● 1-640415-0	For UL94V-0, Nylon Material, White	90F4821	0.29	0.27

(8322)

CONTACTS FOR UNIVERSAL MATE-N-LOK® CONNECTORS

RoHS Compliant Available

Tyco Electronics

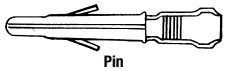

Pin

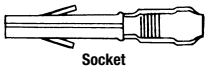

Socket

- Insulation Diameter: 0.040-0.100″ (1.02-2.54mm)
- Contact Diameter: 0.086″ (2.18mm)
- Contact Material: Brass
- Contact Termination Area Plating: Pre-Tin
- Voltage: 600VAC
- Current Rating: 19A

Thickness: 0.012″ (0.305) except **mfg. part nos. 350689-1** and **350689-2** , which are 0.010″ (0.254) thick . Use with **mfg. part no. 90300-2** CERTI-CRIMP® hand tool and **mfg. part no 318851-1** extraction tool; *go online or call.*

PIN CONTACTS

Mfg. Part No.	Material/Finish	AWG	Stock No.	Price Each 1-99
● 350690-1	Brass/Tin	24-18	54H4163	0.13
● 350706-1	Brass/Tin Split Pin	24-18	90F4796	0.14
● 350706-2	Brass/Gold Split Pin	24-18	90F4797	0.88
● 350561-1	Brass/Pre-Tin	24-18	70C3818	0.05
● 350561-3	Phoshor Bronze/Pre-Tin	24-18	70C3819	0.09
● 350561-7	Brass/Gold	24-18	90F3611	0.40
● 350561-2	Brass/Gold	24-18	90F3626	0.74
● 350218-2	Brass/Gold	20-14	90F3617	0.81
● 350218-7	Brass/Gold	20-14	90F3619	0.40
● 350538-7	Brass/Gold	20-14	81C8214	0.56
● 350552-1	Brass/Pre-Tin	20-14	90F5662	0.15
● 350690-2	Brass/Gold	24-18	90F3758	0.79
● 350547-1	Brass/Pre-Tin	20-14	01C1197	0.13
● 350547-2	Brass/Gold	20-14	90F5655	0.80
● 350705-1	Brass/Pre-Tin Split Pin	20-14	90F4799	0.13
● 350705-2	Brass/Gold	20-14	90F4800	1.00
● 350873-1	Brass/Pre-Tin	18-14	13H1859	0.08
● 350873-3	Phoshor Bronze/Pre-Tin	18-14	90F3599	0.14
● 350922-3	Phoshor Bronze/Pre-Tin	12-10	70C3821	0.15

➤ CONTINUED ➤

CONTACTS FOR UNIVERSAL MATE-N-LOK® CONNECTORS (CONT.)

Mfg. Part No.	Material/Finish	AWG	Stock No.	Price Each 1-99
350922-6	Phoshor Bronze/Gold	12-10	90F3630	0.83
640309-6	Phosphor Bronze/Gold	12-10	99F4824	1.53
SOCKET CONTACTS				
350689-1	Brass/Pre-Tin	24-18	33B8247	0.13
350689-2	Brass/Gold	24-18	90F3759	0.82
350570-7	Brass/Gold	24-18	29C1876	0.41
350851-1	Brass/Pre-Tin	24-18	90F3623	0.05
350570-1	Brass/Pre-Tin	24-18	90F3624	0.05
350851-2	Brass/Gold	24-18	90F3625	0.79
350570-2	Brass/Gold	24-18	90F3627	0.73
350851-7	Brass/Gold	24-18	90F3628	0.41
640347-2	Brass/Gold	24-18	90F3757	1.03
350689-7	Brass/Gold	24-18	90F3761	0.65
350536-6	Phoshor Bronze/Gold	20-14	90F3606	0.65
350537-1	Brass/Pre-Tin	20-14	14C4067	0.07
350537-6	Phoshor Bronze/Gold	20-14	90F3596	0.60
350537-2	Brass/Gold	20-14	90F3609	0.97
350537-7	Brass/Gold	20-14	90F3610	0.54
350551-2	/Gold	20-14	98F7607	1.14
350550-1	Brass/Pre-Tin	20-14	33B8242	0.12
350550-2	Brass/Gold	20-14	90F5656	0.81
350551-1	Brass/Pre-Tin	20-14	90F5663	0.17
350919-3	Phoshor Bronze/Pre-Tin	18-14	90F4792	0.20
640310-6	Phosphor Bronze/Gold	12-10	90F4795	1.55
ENHANCED CURRENT—SOCKET CONTACT				
1586065-1	...	12-10	07H9373	0.24

KEYING PLUG

Mfg. Part No.	Color	Length	Stock No.	Price Each 1-99	Price Each 100-999
1-640415-1	Natural	0.770″	16C1697	0.26	0.21

GROUNDING PIN
0.100″ longer than standard pin. Not for interrupting current.

Mfg. Part No.	Material/Finish	AWG	Ins. Diameter	Dim. L	Stock No.	Price Each 1-49	Price Each 50-99
350669-1	Brass/Pre-Tin	20-14	0.060-0.130″	0.890″	90F7575	0.17	0.16

(8324)

CIRCULAR UNIVERSAL MATE-N-LOK

RoHS Compliant Available

Tyco Electronics

- Free hanging
- Voltage rating: 600VAC
- Rated UL 94V-2
- Max current rating: 20A
- Positive polarization helps prevent incorrect mating
- Circular design allows the connector to pass through ⅞ in. knock-out holes
- Uses standard universal Mate-N-Lok contacts and application tooling see *on pages 740-741*



PLUG HOUSING

Mfg. Part No.	No. of Positions	Stock No.	Price Each 1-99
794911-1	6	19H3774	0.71
RECEPTACLE HOUSING			
794912-1	6	05H4039	0.78

(84729)

Download RoHS Certificates of Compliance.

Find Certificates of Compliance in the ***Tech Info*** column on our search results pages. Visit us **online** today.

(94660)

UNIVERSAL MATE-N-LOK SEALED

RoHS Compliant Available

Tyco Electronics

- Voltage rating: 600VAC
- Body material: Silicon rubber
- For use with: Universal Mate-N-Lok connectors

INTERFACE SEAL

Mfg. Part No.	No. of Positions	Stock No.	Price Each 1-99
794269-1	2	48F6896	0.25
794275-1	6	48F6900	0.69
794277-1	9	48F6902	1.13
794279-1	12	48F6904	1.52
SEAL PROTECTOR			
794278-1	9	48F6903	1.58
794280-1	12	48F6905	2.06

(84732)

UNIVERSAL MATE-N-LOK ENHANCED CURRENT

RoHS Compliant Available

Tyco Electronics

CONTACTS

Mfg. Part No.	Wire Size (AWG)	Gender	Stock No.	Price Each 1-99
1586065-1	12-10	Female	07H9373	0.24

(84730)

STRAIN RELIEFS FOR UNIVERSAL MATE-N-LOK® CONNECTORS

RoHS Compliant Available

Tyco Electronics

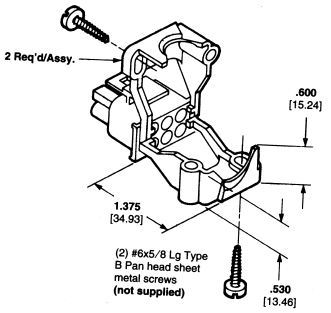

Fig. 1

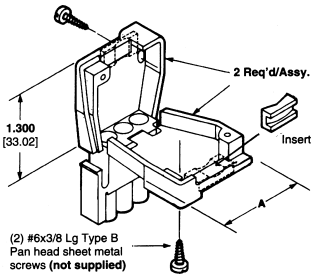

Fig. 2

- Nylon Housing: Natural or White
- Flammability Rating: UL94V-2 or UL94V-0

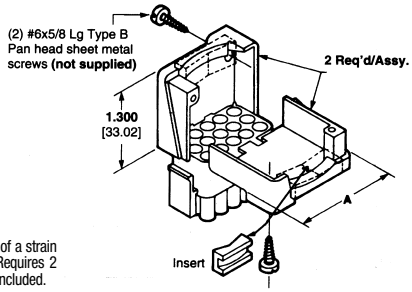

Fig. 3

Strain relief stock number represents half of a strain relief; *order 2 strain reliefs per housing.* Requires 2 type B pan head sheet metal screws, not included.

UL94V-2 RATED NYLON STRAIN RELIEFS, NATURAL

Mfg. Part No.	Fig.	Circuits	Dim. A	Stock No.	Price Each 1-49
1-350589-0	1	2	0.960″	90F4822	0.56
1-640719-0*	2	2	0.960″	87F5281	1.04
1-640719-1	2	2	0.960″	52F2931	1.42
1-640720-0*	2	3	1.140″	87F5282	1.06
641763-1	2	3	1.140″	87F5283	1.04
641775-2	2	4	1.325″	87F5284	1.12
643030-2	2	5	1.530″	90F4814	1.08
643585-1*	2	6	1.780″	85C1112	1.31

➤ CONTINUED ➤

STRAIN RELIEFS FOR UNIVERSAL MATE-N-LOK® CONNECTORS (CONT.)

Mfg. Part No.	Fig.	Circuits	Dim. A	Stock No.	Price Each 1-49
● 643585-2	2	6	1.780″	85C1113	1.17
● 1-350590-0	1	6, 9, 12, 15	…	90F4913	0.67
● 1-640721-0*	3	6	1.030″	87F5285	1.09
● 1-640722-0	2	9	1.030″	89F3176	1.13
● 1-640723-0*	3	12	1.280″	87F5287	1.17
● 1-640724-0*	3	15	1.530″	51F3884	1.21
UL94V-0 RATED NYLON STRAIN RELIEFS, WHITE					
● 350811-1	1	2,3,4,5,8	…	90F4823	0.75
● 640713-1*	2	2	0.960″	90F4807	1.39
● 640714-1*	2	3	1.140″	90F4808	1.08
● 641776-1*	2	4	1.325″	90F4811	1.51
● 643030-1*	2	5	1.530″	90F4813	1.53
● 643030-4	2	5	1.530″	94B1185	1.20
● 643313-1*	2	6	1.780″	90F4815	1.54
● 643313-2	2	6	1.780″	52F4882	1.34
● 643314-1*	2	8	2.280″	90F4816	1.59
● 643314-2	2	8	2.280″	50B620	2.11
● 350812-1	1	6,9,12,15	…	90F4914	0.74
● 640715-1*	3	6	1.030″	90F4817	1.11
● 640716-1*	3	9	1.030″	90F4818	1.16
● 640717-1*	3	12	1.280″	90F4819	1.39
● 640718-1*	3	15	1.530″	90F4820	1.28

*Cable clamping insert comes attached to strain relief. Use to provide additional adjustment for small wire bundles. +Wire bundle diameter; ‡Single wire diameter.
(41072)

UNIVERSAL MATE-N-LOK® TOOLS

Tyco Electronics

Mfg. Part No.	Description	Stock No.	Price Each
455830-1	Contact Insertion Tool	46F2045	17.06
1804030-1	Contact Extraction Tool	03M5513	35.40
1804030-1	Extraction Tool Assembly	03M5513	35.40
90548-1	PRO-CRIMPER™ II Hand Tool (24-18 AWG)	96F9716	133.50
90546-1	PRO-CRIMPER™ II Hand Tool (20-14 AWG)	96F9717	133.50
69710-1	CERTI-CRIMP® Hand Tool (12-10 AWG)	89F4270	358.50

(8323)

MATE-N-LOK® INSULATION DISPLACEMENT (IDC) CONNECTORS

RoHS Compliant Available

Tyco Electronics

- No Stripping/Crimping Required
- 4 Circuits, In-Line Style Nylon Housing
- Phosphor Bronze Contacts, Pre-Tin Plating

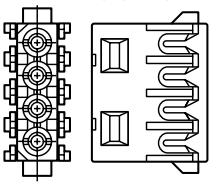

Mate-N-Lok® IDC free-hanging connectors available in two flammability ratings. *Order dust covers separately below.*

FREE-HANGING IDC CONNECTORS, UL94V-0

Mfg. Part No.	AWG	Color	Stock No.	Price Each 1-49
● 794036-3	22	Red	34B2071	0.97
● 794036-2	20	Yellow	34B2070	0.93
● 794036-1	18	Orange	34B2069	1.23
● 794036-4	16	Blue	34B2072	0.97
FREE-HANGING IDC CONNECTORS, UL94V-2				
● 770156-2	22	Red	92F9094	0.52
● 770156-4	20	Yellow	92F9095	0.70
● 770156-3	18	Orange	90F3972	0.56
● 770156-5	16	Blue	93B5807	1.08

DUST COVERS FOR IDC CONNECTORS, UL94V-2

Mfg. Part No.	Description	Stock No.	Price Each 1-49
● 770232-1	For Standard Feed-To Wiring, White, Polyester	90F3961	0.23
● 770233-1	For Feed-Thru Wiring, White, Polyester	90F3962	0.22

(75524)

UNIVERSAL MATE-N-LOK® PC BOARD VERTICAL PIN AND SOCKET HEADERS

RoHS Compliant Available

Tyco Electronics

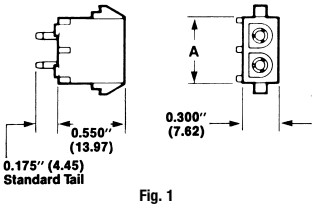

Fig. 1

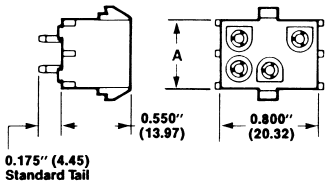

Fig. 2

- Centerline, Matrix: 0.250″ (6.35mm)
- Nylon Housing
- Phosphor Bronze Contacts
- Positive Locking
- Termination Post Length: 0.175″ (4.45mm)
- PCB Thickness: 0.062″ (1.57mm)
- Current Rating: 19A
- Voltage Rating: 600VAC

Mate with plug housings, *ordered separately on page 740.* UL recognized, CSA certified, VDE approved under test report 14397-1431-1003.

PC BOARD VERTICAL PIN HEADERS, UL94V-0

Mfg. Part No.	Fig.	Circuits	Plating	Style	Dim. A	Stock No.	Price Each 1-49
● 350786-1	1	2	Pre-Tin	In-Line	0.550″	90F4618	0.58
● 350789-1	1	3	Pre-Tin	In-Line	0.800″	90F4620	0.70
● 350792-1	1	4	Pre-Tin	In-Line	1.050″	90F4386	1.03
● 640900-1	1	5	Pre-Tin	In-Line	1.300″	90F4388	1.45
● 350711-1	2	6	Pre-Tin	Matrix	0.550″	90F4977	1.69
● 350711-4	2	6	Gold	Matrix	0.550″	52K4386	4.58
● 641828-1	1	8	Pre-Tin	In-Line	2.050″	90F4392	1.79
● 350712-1	2	9	Pre-Tin	Matrix	0.800″	90F4979	1.58
● 350713-1	2	12	Pre-Tin	Matrix	1.050″	90F4963	1.90
● 350713-4	2	12	Gold	Matrix	1.050″	52K4387	6.39
● 350714-1	2	15	Pre-Tin	Matrix	1.300″	90F4964	2.21
PC BOARD VERTICAL PIN HEADERS, UL94V-2							
● 350428-1	1	2	Pre-Tin	In-Line	0.550″	46F2051	0.39
● 350428-4	1	2	Gold	In-Line	0.550″	52K3621	2.53
● 350429-1	1	3	Pre-Tin	In-Line	0.800″	46F2052	0.44
● 350430-1	1	4	Pre-Tin	In-Line	1.050″	46F2053	0.58
● 640466-1	1	5	Pre-Tin	In-Line	1.300″	89F850	0.90
● 641832-1	1	6	Pre-Tin	In-Line	0.550″	90F4389	2.41
● 350431-1	2	6	Pre-Tin	Matrix	0.550″	46F2054	0.56
● 350431-4	2	6	Gold	Matrix	0.550″	52K3622	6.23
● 641825-1	1	8	Pre-Tin	In-Line	2.050″	90F4391	1.32
● 350432-1	2	9	Pre-Tin	Matrix	0.800″	46F2055	1.03
● 350432-4	2	9	Gold	Matrix	0.800″	52K3623	8.75
● 350433-1	2	12	Pre-Tin	Matrix	1.050″	46F2043	1.25
● 350433-4	2	12	Gold	Matrix	1.050″	52K3624	11.33
● 350434-1	2	15	Pre-Tin	Matrix	1.300″	46F2044	0.80
● 350434-4	2	15	Gold	Matrix	1.300″	52K3625	14.32
PC BOARD VERTICAL SOCKET HEADERS, UL94V-0							
● 350825-1	1	3	Pre-Tin	In-Line	0.800″	90F5013	0.81
● 350826-1	1	4	Pre-Tin	In-Line	1.050″	90F5015	1.12
● 350827-1	2	6	Pre-Tin	Matrix	0.550″	90F4999	1.20
● 350828-1	2	9	Pre-Tin	Matrix	0.800″	90F5001	1.32
● 350829-4	2	12	Gold	Matrix	1.050″	52K3636	10.29
● 350829-1	2	12	Pre-Tin	Matrix	1.050″	90F5004	1.77
● 350830-4	2	15	Gold	Matrix	1.300″	16M3037	14.26
● 350830-1	2	15	Pre-Tin	Matrix	1.300″	90F5007	2.40
PC BOARD VERTICAL SOCKET HEADERS, UL94V-2							
● 350759-4	1	2	Pre-Tin	In-Line	0.550″	87F5300	0.44
● 350760-4	1	3	Pre-Tin	In-Line	0.800″	92F8424	1.01
● 350760-5	1	3	Gold	In-Line	0.800″	16M3033	3.10
● 350761-4	1	4	Pre-Tin	In-Line	1.050″	92F8425	0.65
● 350762-4	2	6	Pre-Tin	Matrix	0.550″	92F8426	0.84
● 350763-4	2	9	Pre-Tin	Matrix	0.800″	89F4470	0.97
● 350764-4	2	12	Pre-Tin	Matrix	1.050″	87F5279	1.40
● 350764-5	2	12	Gold	Matrix	1.050″	16M3036	10.78
● 350765-4	2	15	Pre-Tin	Matrix	1.300″	87F5280	2.40

(8321)

UNIVERSAL MATE-N-LOK® PC BOARD RIGHT-ANGLE PIN HEADERS

RoHS Compliant Available

Tyco Electronics

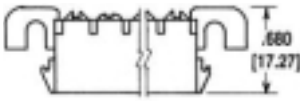

- In-Line Style
- Nylon Housing
- Phosphor Bronze Contacts
- Rated UL94V-0

Mfg. Part No.	Circuits	Plating	Stock No.	Price Each 1-99
1-350942-0	2	Pre-Tin	94F4611	1.29
3-350942-0	2	Gold	16M2902	2.25
1-350943-0	3	Pre-Tin	94F4612	1.30
3-350943-0	3	Gold	52K3531	4.25
1-350944-0	4	Pre-Tin	94F4613	1.31
3-350944-0	4	Gold	52K4326	3.34
1-350945	5	Pre-Tin	33B3260	1.61
3-350945-0	5	Gold	52K3532	5.53
640583-1	6	Pre-Tin	90F4589	2.46
640583-3	6	Gold	52K3822	7.02
640584-1	8	Pre-Tin	93F7318	2.60
640584-3	8	Gold	52K4459	6.43

(41071)

MINI-UNIVERSAL MATE-N-LOK 2

RoHS Compliant Available

Tyco Electronics



- Nylon Housing, Flammability Rated UL94V-0
- Positive Lock

Mates with Mini Universal Mate-N-Lok headers; *order separately on on page 744*

PLUGS

Mfg. Part No.	Circuits	Style	Stock No.	Price Each 1-9
794184-1	2	Inline	50B642	0.68
794188-1	4	Dual Row	77C6084	0.83
794190-1	6	Dual Row	78H0152	0.65
794194-1	9	Matrix	77C6133	1.20
794200-1	12	Matrix	16H6019	1.32
794204-1	15	Matrix	16H6022	5.21
CAPS				
794185-1	2	Inline	61H7076	0.74
794195-1	9	Matrix	93B5767	1.56

CONTACTS

Mfg. Part No.	AWG	Description	Stock No.	Price Each 1-9
1-794221-0	22-18	Female	52K3402	0.33
794219-1	26-22	Female	16H6034	0.07

TOOLING

Mfg. Part No.	Description	Stock No.	Price Each
91522-1	CERTI-CRIMP II Straight Hand Tool 22-18 AWG	72C5752	468.14
91529-1	CERTI-CRIMP II Straight Hand Tool 26-22 AWG	73C9972	491.31

(80513)

MINI UNIVERSAL MATE-N-LOK® PIN AND SOCKET CONNECTORS

RoHS Compliant Available

Tyco Electronics



- Free Hanging or Panel Mount Cap
- Nylon Housing, Flammability Rated UL94V-0 or UL94V-0
- Positive Lock
- Voltage: 600VAC

Order Mini Universal Mate-N-Lok pin and socket contacts separately on page 744. Mate with Mini Universal Mate-N-Lok vertical PC board pin headers; *order separately on page 744.* UL recognized, CSA certified, VDE approved.

FREE-HANGING PLUGS—DETENT LOCK UL 94V-2

Mfg. Part No.	Circuits	Style	Stock No.	Price Each 1-49
172164-1	1	Inline	08C5181	0.23
172165-1	2	Inline	95F1774	0.38
172166-1	3	Inline	66F1669	0.43
172167-1	4	Dual Row	95F2736	0.44
172168-1	6	Dual Row	92F5370	0.53
172169-1	9	Matrix	25C3125	0.72
172171-1	15	Matrix	66F1659	1.06
FREE HANGING PLUGS—POSITIVE LOCK UL 94V-2				
172335-1	1	Inline	11H8905	0.16
172336-1	2	Inline	69H8555	0.26
172340-1	9	Matrix	69H8556	0.44
172341-1	12	Matrix	05H9772	0.54
FREE HANGING CAPS—POSITIVE LOCK UL 94V-2				
172327-1	1	Inline	11H8904	0.11
172343-1	2	Inline	99F3365	0.27
172344-1	3	Inline	66F3362	0.33
PANEL MOUNT CAPS—DETENT LOCK UL 94V-0				
172156-1*	1	Inline	85C1066	0.23
172157-1	2	Inline	92B7880	0.33
172158-1	3	Inline	66F3045	0.52
172159-1	4	Dual Row	25C3122	0.51
172160-1	6	Dual Row	25C3123	0.64
172161-1	9	Matrix	25C3124	0.76
172162-1	12	Matrix	88F3743	0.80
172163-1	15	Matrix	90B9682	1.01
PANEL MOUNT CAPS—POSITIVE LOCK UL 94V-2				
172329-1	3	Inline	08J4507	0.31
172331-1	6	Dual Row	81H5902	0.37
172332-1	9	Matrix	66F3037	0.33

*Free-Hanging

CONTACTS

Mfg. Part No.	Circuits	Description	Stock No.	Price Each 1-99
770985-1	26-22	Pin Contact	90B6763	0.10
770986-1	26-22	Socket Contact	90B6764	0.10

TOOLING

Mfg. Part No.	Description	Stock No.	Price Each
91522-1	Certi-crimp II	72C5752	468.14
91522-3	Certi-crimp Head	83H4269	401.73
189727-1	Extraction Tool	66F6356	19.28

(62372)

Keep up with environmental laws.

Learn about China RoHS, US/Canadian green laws and free RoHS compliance tools. Visit www.newark.com/rohs today.

(94639)

PIN & SOCKET CONNECTORS

MINI UNIVERSAL MATE-N-LOK® VERTICAL PC BOARD PIN HEADERS

RoHS Compliant Available

Tyco Electronics

- Nylon Housing Flammability Rated UL94V-0
- Detent Lock with Drain Hole
- Short Board Lock
- Brass Contact with Tin-Lead Plating
- Matrix Centerline: 0.163″ (3.68)
- Termination Post Length: 0.145″ (3.68)
- Contact Diameter: 0.039″ (0.99)
- PCB Thickness: 0.062″ (1.57)
- Voltage: 600VAC
- Current Rating: 9.5A



Mate with plug housings, listed in table below, using socket contacts; *both ordered separately on pages 743-744.* UL recognized, CSA certified, VDE approved.

Mfg. Part No.	Circuits	Style	Mates with Plug Housing Type	Stock No.	Price Each 1-99
● 1-770166-0	2	Inline	172165-1	52K4285	0.52
● 1-770170-0	3	Inline	172166-1	52K4286	0.54
● 1-770174-0	4	Dual-Row	172167-1	52K4287	0.63
● 1-770178-0	6	Dual-Row	172168-1	52K4288	0.63
● 1-770182-0	9	Matrix	172169-1	52K3350	0.99

(63505)

DUAL-ROW MINI UNIVERSAL MATE-N-LOK® HOUSINGS

RoHS Compliant Available

Tyco Electronics

- Nylon Housing, Flammability Rated UL94V-0
- Positive Lock
- Contact Diameter: 0.039″ (0.99mm)
- Centerline, Matrix 0.163 x 0.163″ (4.14 x 4.14mm)
- Voltage: 600VAC

Compact, free-hanging housings accommodate both pins and sockets; *order separately on this page.* Fully polarized to provide proper plug-to-cap mating. Available in 8 to 24-circuit configurations for wire-to-wire connection. UL recognized, CSA certified, VDE approved.



Mfg. Part No.	Circuits	Width	Stock No.	Price Each 1-49	100-999
● 770579-1	8	0.714″ (18.14)	91B0175	0.59	0.53
● 770580-1	10	0.877″ (22.28)	91B2078	0.68	0.59
● 770581-1	12	1.040″ (26.42)	50B8883	0.85	0.76
● 770582-1	14	1.203″ (30.56)	18C3760	1.71	1.58
● 770583-1	16	1.366″ (34.70)	18C1805	1.09	0.73
● 770586-1	22	1.855″ (47.12)	18C3744	1.69	1.69
● 770587-1	24	2.018″ (51.26)	91B1102	1.96	1.32

(63503)

MINI-UNIVERSAL MATE-N-LOK SEALED

RoHS Compliant Available

Tyco Electronics

- Free Hanging or Panel Mount
- Nylon Housing, Flammability Rated UL94V-0
- Positive Lock
- Voltage: 600VAC

Order Mini Universal Mate-N-Lok Sealed pin and socket contacts separately on this page. Mate with Mini Universal Mate-N-Lok vertical PC board pin headers; *order separately on this page.*



PLUG HOUSING

Mfg. Part No.	Circuits	Layout	Stock No.	Price Each 1-99	100-249
● 794894-1	2	Matrix	88C9871	0.61	0.59
● 794805-1	4	Dual	02E8755	0.61	0.58
● 794895-1	6	Dual	22K8735	0.71	0.62
● 794821-1	8	Dual	87H9496	0.92	0.84
● 794781-1	10	Dual	16H6218	0.93	0.84
RECEPTACLE (CAP) HOUSING					
● 794896-1	2	In-Line	88C9873	0.71	0.68
● 794939-1	4	In-Line	07J8141	0.71	0.62
● 794940-1	6	In-Line	16H6220	0.76	0.70
● 794941-1	8	In-Line	08J4516	0.76	0.70
● 794942-1	10	In-Line	08J4517	0.93	0.84

➤ CONTINUED ➤

MINI-UNIVERSAL MATE-N-LOK SEALED (CONT.)

SEALS

Mfg. Part No.	Description	Circuits	Stock No.	Price Each 1-99	100-249
● 794995-1	Single-Cavity Seal	1	81H5760	0.23	0.22
● 794758-1	Single-Wire Seal	1	02E8759	0.19	0.18
● 794772-2	Interface Seal	2	88C9876	0.48	0.44
● 794772-4	Interface Seal	4	02E8763	0.45	0.43
● 794772-6	Interface Seal	6	08J4515	0.51	0.47
● 794772-8	Interface Seal	8	87H9503	0.53	0.49
● 1-794772-0	Interface Seal	10	10H3819	0.56	0.51

(80506)

170 SERIES MINI UNIVERSAL MATE-N-LOK® CONTACTS

RoHS Compliant Available

Tyco Electronics

- Brass Construction
- Contact Diameter: 0.039″ (0.99)
- Stock Thickness: 0.010″ (0.25)
- Voltage: 600VAC
- Current Rating: 9.5A

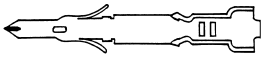

For use in Mini-Universal MATE-N-LOK® housings only; *order separately on page 743* and *on this page.*

PINS

Mfg. Part No.	Ins. Dia. Range	AWG	Finish	Stock No.	Price Each 1-99	100-499
● 170363-3	0.047″-0.069″	26-22	Pre-Tin	92F8467	0.52	0.40
● 170364-1	0.059″-0.094″	22-18	Pre-Tin	50F653	0.14	0.11
● 170364-3	0.059″-0.094″	22-18	Select Gold 30	92F8449	0.83	0.63
● 171638-1	0.079″-0.126″	20-16	Pre-Tin	52F2283	0.14	0.12
SOCKETS						
● 170365-1	0.047″-0.069″	26-22	Pre-Tin	92F5371	0.11	0.10
● 170365-3	0.047″-0.069″	26-22	Select Gold 30	92F8458	0.52	0.40
● 170366-1	0.059″-0.094″	22-18	Pre-Tin	92F5381	0.16	0.12
● 170366-3	0.059″-0.094″	22-18	Select Gold 30	66F1673	0.52	0.40
● 171639-1	0.079″-0.126″	20-16	Pre-Tin	66F1674	0.12	0.11

(63502)

770 SERIES MINI UNIVERSAL MATE-N-LOK® CONTACTS

RoHS Compliant Available

Tyco Electronics

- Brass Construction
- Contact Diameter: 0.039″ (0.99mm)
- Stock Thickness: 0.008″ (0.20mm)
- Voltage: 600VAC
- Current Rating: 9.5A

For use in Mini-Universal MATE-N-LOK® plug and cap housings only; *order separately on pages 743-744.*

PINS

Mfg. Part No.	Ins. Dia. Range	AWG	Finish	Stock No.	Price Each 1-99	100-999
● 770985-1	0.047-0.069″	26-22	Duplex	90B6763	0.10	0.09
● 1-770985-0	0.047-0.069″	26-22	Pre-Tin	52K3390	0.44	0.37
● 770987-1	0.059-0.110″	22-18	Pre-Tin	25C3423	0.13	0.11
● 1-770987-0	0.133″ max.	22-18	Duplex	65J9675	0.44	0.37
● 794059-1	0.035-0.050″	30-26	Pre-Tin	85C1115	0.18	0.17
● 1-794059-0	0.035-0.050″	30-26	Duplex	14M4382	0.71	0.60
SOCKETS						
● 770986-1	0.047-0.069″	26-22	Pre-Tin	90B6764	0.10	0.09
● 1-770986-0	0.047-0.069″	26-22	Duplex	52K3391	0.43	0.36
● 770988-1	0.059-0.110″	22-18	Pre-Tin	25C3425	0.13	0.11
● 794058-1	0.035-0.050″	30-26	Pre-Tin	72H9256	0.13	0.11
● 1-794058-0	0.035-0.050″	30-26	Duplex	16M2689	0.72	0.61
● 1-770988-0	0.133″ Max.	22-18	Duplex	65J9680	0.44	0.37

APPLICATION TOOLS

Mfg. Part No.	Description	Stock No.	Price Each
90717-2	CERTI-CRIMP® II Hand Tool (30-26 AWG)	86C7087	3811.50
90870-1	PRO-CRIMPER™ II Hand Tool (30-26 AWG)	92F9062	186.35
91529-1	SAHT Hand Tool (26-22 AWG)	73C9972	491.31

(63504)

MR SERIES MINIATURE RECTANGULAR CONNECTOR HOUSINGS

RoHS Compliant Available

Tyco Electronics

- Free or Panel Mount
- Mini Rectangular Connector Line
- Nylon Housing, Flammability Rated UL94V-0
- Positive Lock
- Voltage: 250VAC



Molded-in polarizing feature for proper mating and numbered cavities for easy circuit identification. Use with flexible PVC adapting grommets, *order separately below*, to accommodate various wire bundle sizes and insulation diameters. UL recognized, CSA certified for 250V; 105°C operation.

PIN HOUSINGS

Mfg. Part No.	Circuits	Stock No.	Price Each 1-49
1-640507-0	2 In-Line	89F2111	0.54
1-640508-0	3 In-Line	89F2112	0.72
1-640509-0	4 Matrix	89F2113	0.80
1-640510-0	6 Matrix	89F2114	0.90
1-640511-0	9 Matrix	89F2115	0.95
1-640512-0	12 Matrix	89F2116	1.06
1-640513-0	15 Matrix	89F2117	1.16
1-640514-0	20 Matrix	89F2104	1.84
1-640515-0	24 Matrix	89F2105	1.95
1-640516-0	36 Matrix	89F2106	2.45
SOCKET HOUSINGS			
1-640517-0	2 In-Line	89F2107	0.37
1-640518-0	3 In-Line	89F2108	0.73
1-640519-0	4 Matrix	89F2109	0.68
1-640520-0	6 Matrix	89F2110	0.58
1-640521-0	9 Matrix	89F2097	0.86
1-640522-0	12 Matrix	89F2098	1.05
1-640523-0	15 Matrix	89F5049	1.12
1-640524-0	20 Matrix	89F2099	1.84
1-640525-0	24 Matrix	89F2100	1.96
1-640526-0	36 Matrix	89F2101	2.04

1-PIECE CLAMSHELL STRAIN RELIEFS

Mfg. Part No.	Circuits	Inner Dia.	Stock No.	Price Each 1-49
350373-1	6	0.374″	92F9097	1.90
350374-1	12	0.420″	92F9099	1.82
350523-1	15	0.420″	92F9100	2.74
480634-1	20	0.560″	92F9101	2.82
350524-1	24	0.560″	92F9102	2.89
480594-1	36	0.560″	92F9085	3.80
ADAPTING GROMMETS FOR STRAIN RELIEFS (ABOVE)				
2-350376-0	6	0.128″	86K9951	1.87
2-350377-0	6	0.156″	87K6893	1.60
2-350378-1	9, 12, 15	0.218″	87K6894	1.54
2-350379-1	9, 12, 15	0.250″	87K6895	1.56
2-350380-1	9, 12, 15	0.281″	87K6896	1.99
2-380936-0	20	0.375″	87K6897	1.63
2-380936-0	20	0.312″	87K6897	1.63

PIN AND SOCKET CONTACTS

Constructed of 0.008″ thick phosphor bronze. Choice of pre-tin plating or select gold in contact area over nickel on entire contact. **Sold in packages of 100 except * sold individually.**

LIVE SPLIT PIN CONTACTS

Mfg. Part No.	AWG	Finish	Stock No.	Price Each 1-4
640579-1	26-24	Pre-Tin	92F6019	34.53
640579-2*	26-24	Gold	50B8875	0.81
350968-2*	26-24	Gold	29C6108	0.64
640545-1	26-18	Pre-Tin	89F2095	21.15
640545-2	26-18	Gold	89F2121	77.75
350967-2*	26-18	Gold	29C6107	0.61
640545-1*	26-18	Pre-Tin	34B954	0.17
640545-2	26-18	Gold	66F7016	626.05
350967-1*	26-18	Pre-Tin	70C3822	0.11
STANDARD SOCKET CONTACTS				
794001-1-C	26-24	Pre-Tin	92F6021	32.97
794001-2	26-24	Gold	92F6022	130.62
794000-2*	26-24	Gold	96B6824	0.74
641294-1*	26-18	Pre-Tin	70C3855	0.10
641294-2*	26-18	Gold	72C7790	0.48

➤ CONTINUED ➤

MR SERIES MINIATURE RECTANGULAR CONNECTOR HOUSINGS (CONT.)

STANDARD SOCKET CONTACTS

Mfg. Part No.	AWG	Finish	Stock No.	Price Each 1-4
641300-1	26-18	Pre-Tin	89F2096	19.91
641300-2	26-18	Gold	92F6020	68.42

KEYING PLUG

Mfg. Part No.	Description	Stock No.	Price Each 1-49	50-99	100-249	250-499
350591-1	Nylon Keying Plug, rated UL94V-0	89F5025	0.69	0.63	0.58	0.52

APPLICATION TOOLS

Mfg. Part No.	Description	Stock No.	Price Each
455830-1	Contact Insertion Tool	46F2045	17.06
455822-2	Contact Extraction Tool	50F677	17.06
58514-1	PRO-CRIMPER™ II Hand Tool (26-18AWG)	96F9721	179.99
90871-1	PRO-CRIMPER™ II Hand Tool (20-14AWG)	96F9722	181.05
91526-1	CERTICRIMP II, SAHT MR Hand Tool	03H3301	551.57

(8325)

COMMERCIAL MATE-N-LOK® SOFT-SHELL CONNECTORS

RoHS Compliant Available

Tyco Electronics

- Fully Polarized Nylon Housings, Rated UL94V-2
- Available in Panel Mount, Free-Hanging, and Motor Mount Versions
- UL Recognized, CSA Certified



Precision molded, soft-shell construction offers easy cavity identification. Built-in locking device, contact stabilization, and self-aligning features. *Order pin and socket contacts separately below and application tools separately on page 746.*

PANEL MOUNT PIN (CAP) HOUSINGS

Mfg. Part No.	Circuits	Style	Housing Locking Type	Stock No.	Price Each 1-99
1-480305-0	3	In-Line	…	82F9866	0.28
1-480426-0	4	In-Line	…	82F9868	0.33
1-480276-0	6	Matrix	…	82F9870	0.52
1-480277-0	9	Matrix	…	82F9872	0.90
1-480278-0	12	Matrix	…	87F2942	0.90
1-480324-0	15	Matrix	…	87F2944	1.51
PANEL MOUNT SOCKET (PLUG) HOUSINGS					
1-480304-0	3	In-Line	…	82F9867	0.31
1-480425-0	4	In-Line	…	82F9869	0.69
1-480273-0	6	Matrix	…	82F9871	0.84
1-480274-0	9	Matrix	…	82F9873	1.00
1-480275-0	12	Matrix	…	87F2943	1.16
1-480323-0	15	Matrix	…	87F2945	1.95
FREE-HANGING PIN (CAP) HOUSINGS					
1-480350-0	1	…	Detent Lock	87F2954	0.15
1-480351-0	1	…	Positive Lock	82F9874	0.12
1-480401-0	1	In-Line	Detent Lock	06H1516	0.35
1-480319-0	2	In-Line	…	82F9876	0.16
1-480498-1	2	In-Line	Detent Lock	93B1851	0.47
1-480387-0	3	In-Line	Detent Lock	93B1854	0.59
794132-1	4	In-Line	Detent Lock	34B2090	1.63
1-480340-0	6	…	Positive Lock	82F9878	0.75
1-480345-0	8	…	Positive Lock	87F2960	0.92
1-480339-0	10	…	Positive Lock	82F9918	0.95
FREE-HANGING SOCKET (PLUG) HOUSINGS					
1-480349-0	1	…	…	82F9875	0.12
1-480400-0	1	In-Line	…	33B3383	0.15
1-480318-0	2	In-Line	Detent Lock	82F9877	0.15
1-480303-0	3	In-Line	…	87F2956	0.29
1-480424-0	4	In-Line	…	20C3571	0.28
770827-1	4	In-Line	…	34B1843	0.47
1-480720-0	2	…	Positive Lock	87F2955	0.46
1-480721-0	3	…	Positive Lock	87F2957	0.95
1-480722-0	4	…	Positive Lock	87F2959	1.03
1-480283-0	8	…	Positive Lock	87F2948	0.55
1-480285-0	10	…	Positive Lock	82F9880	1.05

➤ CONTINUED ➤

COMMERCIAL MATE-N-LOK® SOFT-SHELL CONNECTORS (CONT.)

MOTOR MOUNT PIN (CAP) HOUSINGS

Mfg. Part No.	Circuits	Style	Housing Locking Type	Stock No.	Price Each 1-99
● 1-480271-0	6	…	Positive Lock	87F2946	1.02
● 1-480284-0	8	…	Positive Lock	87F2947	1.39
● 1-480286-0	10	…	Positive Lock	87F2949	1.33
● 1-480288-0	12	…	Positive Lock	87F2950	2.18
● 1-480439-0	16	…	Positive Lock	87F2952	1.85
MOTOR MOUNT SOCKET (PLUG) HOUSINGS					
● 1-480270-0	6	…	Positive Lock	82F9879	0.52
● 1-480287-0	12	…	Positive Lock	87F2951	1.23
● 1-480438-0	16	…	Positive Lock	87F2953	1.81

CONTACTS FOR COMMERCIAL MATE-N-LOK® CONNECTORS
Contacts are designed with no sharp projections to impede insertion or damage housings.

PRE-TIN PLATED CONTACTS (SOLD IN PACKAGES OF 100)

Mfg. Part No.	Description	AWG	Ins. Dia. Range	Stock No.	Price Each 1-99
● 60618-1*	Pin	24-18	0.060-0.100″	31C7907	0.12
● 60620-1	Pin	20-14	0.100-0.130″	82F9911	12.57
● 60620-4*	Pin	20-14	0.100-0.130″	90F4587	0.19
● 60617-1	Socket	24-18	0.060-0.100″	82F9910	12.57
● 60619-1	Socket	20-14	0.100-0.130″	82F9912	12.57

* Sold individually.

GOLD PLATED CONTACTS (SOLD INDIVIDUALLY)

Mfg. Part No.	Description	AWG	Ins. Dia. Range	Stock No.	Price Each 1-49
● 60618-5	Pin	24-18	0.060-0.100″	90F3982	1.07
● 60617-5	Socket	24-18	0.060-0.100″	90F4593	1.07
● 60620-5	Pin	20-14	0.100-0.130″	90F4588	1.01
● 60619-5	Socket	20-14	0.100-0.130″	90F4057	1.07

(8330)

COMMERCIAL MATE-N-LOK® TOOLS

Tyco Electronics

Mfg. Part No.	Description	Stock No.	Price Each
455830-1	Contact Insertion Tool	46F2045	17.06
465644-1	Contact Extraction Tool	82F9913	13.23
90574-1	PRO-CRIMPER™ II Hand Tool, 24-18 AWG	96F9718	159.99
90575-1	PRO-CRIMPER™ II Hand Tool, 20-14 AWG	96F9719	168.00
91504-1	CERTI-CRIMP® Hand Tool, 20-14 AWG	73C4440	457.32

(8333)

COMMERCIAL MATE-N-LOK® PC BOARD VERTICAL PIN AND SOCKET HEADERS

RoHS Compliant Available

Tyco Electronics

- Duplex Finish Plated with 20μ″ (0.000762) Min. Gold in Mating Area
- Matte Tin-Lead on Solder Tail End over 50μ″ (0.00127) Min. Nickel Underplate on Entire Contact
- 0.175″ Standard Tail Ideal for 0.062″ (1.57) Thick PC Board
- 0.225″ Long Tail Ideal for 0.125″ (3.17) Thick PC Board

Mate with socket housings; *go online or call.*

PC BOARD VERTICAL PIN HEADERS, UL94V-2 NYLON, STANDARD TAIL

Mfg. Part No.	Circuits	Lock Type	Plating	Stock No.	Price Each 1-99
● 350209-1	2	Detent Lock	Pre-Tin	87F2963	0.43
● 350539-1	2	Positive Lock	Pre-Tin	87F2962	0.56
● 1586530-2	2	Positive Lock	Gold	52K3427	1.95
● 350210-1	3	Detent Lock	Pre-Tin	87F2967	0.68
● 350541-1	3	Positive Lock	Pre-Tin	87F2966	1.45
● 1586532-2	3	Positive Lock	Gold	52K3428	2.85
● 350211-1	4	Detent Lock	Pre-Tin	98F278	0.64
● 1586627-1*	4	Detent Lock	Pre-Tin	73K1613	0.81
● 794236-1†	4	Positive Lock	Pre-Tin	34B2091	0.68
● 350543-1	4	Positive Lock	Pre-Tin	89F4469	1.20
● 1586534-2	4	Positive Lock	Gold	52K3429	3.84
● 1-380999-0	6	Positive Lock	Pre-Tin	90F4023	0.87
● 350212-1	8	Positive Lock	Pre-Tin	50F052	1.01
● 1-380991-0	10	Positive Lock	Pre-Tin	87F2984	1.19

➤ CONTINUED ➤

COMMERCIAL MATE-N-LOK® PC BOARD VERTICAL PIN AND SOCKET HEADERS (CONT.)

Mfg. Part No.	Circuits	Lock Type	Plating	Stock No.	Price Each 1-99
● 2-1586544-0	10	Positive Lock	Gold	52K3455	6.25
● 350213-1	12	Positive Lock	Pre-Tin	92B3188	2.53
● 350214-1	16	Positive Lock	Pre-Tin	96B4767	3.16
PC BOARD VERTICAL PIN HEADERS, UL94V-2 NYLON, LONG TAIL					
● 350422-1	2	Detent Lock	Pre-Tin	87F2964	0.79
● 350540-1	2	Positive Lock	Pre-Tin	50F2672	1.33
● 350423-1	3	Detent Lock	Pre-Tin	13H1822	1.11
● 350424-1	4	Detent Lock	Pre-Tin	87F2971	0.85
● 350544-1	4	Positive Lock	Pre-Tin	84F1150	2.44
● 350425-1	6	Positive Lock	Pre-Tin	05H4203	1.17
● 350219-1	10	Positive Lock	Pre-Tin	72H7187	2.36
● 350220-1†	12	Positive Lock	Pre-Tin	87F2974	2.50
● 350427-1	16	Positive Lock	Pre-Tin	72H7188	3.85
PC BOARD RIGHT ANGLE PIN HEADERS, UL94V-0 NYLON, STANDARD TAIL					
● 643488-1	3	Detent Lock	Pre-Tin	90F3973	1.93
● 1-641737-1	4	Detent Lock	Pre-Tin	33B3718	1.18
PC BOARD RIGHT ANGLE PIN HEADERS, UL94V-2 NYLON, NATURAL COLOR, STANDARD TAIL					
● 794120-1	2	Detent Lock	Pre-Tin	92B0541	1.39
● 641737-1	4	Detent Lock	Pre-Tin	90F3974	1.04
● 770846-1‡	4	Detent Lock	Pre-Tin	34B1845	1.26
PC BOARD SURFACE MOUNT PIN HEADER, UL94V-2					
● 770829-1	4	Detent Lock	Pre-Tin	34B1844	1.13
PC BOARD VERTICAL MOUNT SOCKET HEADERS, UL94V-2, STANDARD TAIL					
● 794287-1‡	4	Detent Lock	Pre-Tin	34B2093	1.29
● 350642-1	9	None	Pre-Tin	67C2477	1.64
● 350643-1	12	None	Pre-Tin	13H1841	3.13
● 350644-1	15	None	Pre-Tin	13H1842	3.50

†UL 94V-0; ‡Surface Mount Compatible

COMMONING TABS

Mfg. Part No.	Description	Stock No.	Price Each 1-99
● 60843-1	2 Holes, Brass, Tin Plated	90F4059	0.07
● 60842-1	3 Holes, Brass, Tin Plated	18H8143	0.07

(40773)

0.062″ (1.57) SOFT-SHELL COMMERCIAL PIN AND SOCKET CONNECTORS

RoHS Compliant Available

Tyco Electronics

- Polarized, Natural Color Nylon Housings, Rated UL94V-2
- Compatible with Other Soft Shell Connectors
- Accepts Wires with Insulation Diameters up to 0.110″ (2.79)
- Wire Range from 30 to 18 AWG
- 0.062″ (1.57) Pin Diameter
- 0.145″ (3.68) Centerline Spacing
- Voltage Rating: 250VAC
- Dielectric Withstanding Voltage: 1.0kVAC
- Durability: 10 Mating Cycles
- Insulation Resistance: 1000 Megohms Minimum Initial

Economical, commercial-grade receptacle and plug connector housings available in 1 circuit, 2 thru 4 in-line circuit, and 4 thru 9 matrix circuit sizes for free-hanging wire-to-wire connection. Feature cavity identification, low contact-mating force, dual-locking lances and detent and positive locking. Pre-tin plated brass contacts, *order separately below,* can be used in either plug or receptacle. UL recognized, CSA certified. *Order application tools separately below.*

FREE-HANGING RECEPTACLES

Mfg. Part No.	Circuits	Stock No.	Price Each 1-9
● 770277-1	1	92F9046	0.15
● 770342-1	2	92F9048	0.18
● 770333-1	3	92F9050	0.19
● 770274-1	4	92F9052	0.70
● 770442-1	4	66F6355	0.22
● 770356-1	6	92F9055	0.43
● 770429-1	..	92F9057	0.38
FREE-HANGING PLUGS			
● 770278-1	1	92F9045	0.07
● 770340-1	2	92F9047	0.15
● 770331-1	3	92F9049	0.18
● 770275-1	4	92F9051	0.70
● 770433-1	4	92F9053	0.23
● 770355-1	6	92F9054	0.37
● 770428-1	9	92F9056	0.33

➤ CONTINUED ➤

0.062″ (1.57) SOFT-SHELL COMMERCIAL PIN AND SOCKET CONNECTORS (CONT.)

PIN CONTACTS – SOLD IN PACKAGES OF 1000

Mfg. Part No.	AWG	Insulation Diameter	Stock No.	Price Each 1-4
794018-1	30-24	0.060″	92F9058	35.62
794017-1	24-18	0.050-0.110″	92F9061	35.62
SOCKET CONTACTS – SOLD IN PACKAGES OF 1000				
794019-1	30-24	0.060″	92F9059	35.62
794016-1	24-18	0.050-0.110″	92F9060	35.62

APPLICATION TOOLS

Mfg. Part No.	Description	Stock No.	Price Each
91002-1	Contact Insertion Tool	89F4310	19.01
90870-1	PRO-CRIMPER™ II Hand Tool with Die Set (30-24 AWG)	92F9062	186.35
90869-1	PRO-CRIMPER™ II Hand Tool with Die Set (24-18 AWG)	99F3575	168.00
90869-2	Die Set Only (24-18 AWG)	92F9064	106.05

(8289)

0.093 MATE-N-LOK CONNECTORS

RoHS Compliant Available

Tyco Electronics



- Polarized
- Low contact mating force
- Dual locking lances
- Voltage rating: 250VAC
- Rated UL94V-2

PLUG HOUSING

Mfg. Part No.	No. of Positions	Mounting	Locking Style	Stock No.	Price Each Each
770068-1	2	Panel Mount	Detent	89F2706	0.33
770069-1	2	Free Hanging	Detent	89F2711	0.28
770089-1	6	Panel Mount	Detent	16H5730	0.41
770892-1	6	Free Hanging	Positive	16H5784	0.53
770090-1	6	Free Hanging	Detent	50F2670	0.37
770108-1	9	Panel Mount	Detent	89F2709	0.51
770096-1	9	Free Hanging	Detent	89F2721	0.39
770101-1	12	Panel Mount	Detent	19H3393	1.49
770102-1	12	Free Hanging	Detent	66F2976	0.57
RECEPTACLE HOUSING					
770066-1	2	Panel Mount	Detent	89F2702	0.25
770065-1	2	Free Hanging	Detent	89F2717	0.17
770087-1	6	Panel Mount	Detent	16H5729	1.45
770086-1	6	Free Hanging	Detent	66F3000	0.36
770782-1	6	Free Hanging	Positive	16H5773	0.73
770088-1	6	Free Hanging	None	19H3389	0.44
770093-1	9	Panel Mount	Detent	98F4460	0.57
770091-1	9	Panel Mount	None	19H3390	0.53
770092-1	9	Free Hanging	Detent	89F2705	0.40
770094-1	9	Free Hanging	None	89F2715	1.38
770099-1	12	Panel Mount	Detent	91B1683	1.31
770097-1	12	Panel Mount	None	19H3391	0.58
770098-1	12	Free Hanging	Detent	94C5779	0.57
770100-1	12	Free Hanging	None	19H3392	1.39

CONTACTS

Mfg. Part No.	AWG	Contact Finish	Stock No.	Price Each 1-49
770145-1	20-14	Pre-Tin	16H5735	0.09
770147-1	24-18	Pre-Tin	89F2700	0.09
770144-1	20-14	Pre-Tin	91B1678	0.09
770146-1*	24-18	Pre-Tin	89F2701	8.39

* Sold in pkg. of 100.
(84714)

MICRO MATE-N-LOK PLUGS

RoHS Compliant Available

Tyco Electronics



- 3mm (0.118″) centerline spacing
- Voltage rating: 250VAC
- Current rating: 5A
- Operating temperature: -40°C to 105°C
- Panel mount or free hanging wire-to-wire configurations

The Micro MATE-N-LOK 3mm connector system is a wire-to-wire and wire-to-board connector system. Both single and dual row configurations are available. Recognized under the Component Program of Underwriters Laboratories Inc. File No. E28476.

HEADER—SINGLE ROW

Mfg. Part No.	No. of Contacts	Mounting	Contact Finish	Stock No.	Price Each 1-99	100-999
2-1445084-2	2	PCB Thru-Hole	15µin Gold	16M2812	1.29	1.04
2-1445050-3	3	PCB Thru-Hole	Tin-Lead	06M5114	1.53	1.23
2-1445093-7	7	PCB Thru-Hole	30µin Gold	16M2815	2.48	2.00
2-1445093-8	8	PCB Thru-Hole	30µin Gold	16M2816	2.72	2.19
2-1445088-2	2	PCB Thru-Hole R/A	15µin Gold	16M2813	1.29	1.04
2-1445097-5	5	PCB Thru-Hole R/A	30µin Gold	16M2820	2.51	2.02
2-1445096-2	2	Surface Mount	30µin Gold	16M2817	2.03	1.64
2-1445096-3	3	Surface Mount	30µin Gold	16M2818	2.41	1.94
2-1445096-4	4	Surface Mount	30µin Gold	16M2819	2.78	2.24
2-1445057-2	2	Surface Mount R/A	Tin	16M2811	1.61	1.30
2-1445056-3	3	Surface Mount R/A	Tin	16M2810	1.91	1.54
2-1445091-4	4	Surface Mount R/A	15µin Gold	16M2814	2.21	1.78
HEADER—DUAL ROW						
3-794680-2	2	PCB Thru-Hole	Tin	16M3028	0.93	0.75
3-794630-6	6	PCB Thru-Hole	Tin	52K3620	1.74	1.41
3-794630-8	8	PCB Thru-Hole	Tin	16M3024	2.36	1.90
3-794680-8	8	PCB Thru-Hole	Tin	16M3029	2.48	2.00
4-794630-0	10	PCB Thru-Hole	Tin-Lead	16M3100	2.76	2.23
4-794680-6	16	PCB Thru-Hole	Tin-Lead	16M3102	4.18	3.37
4-794636-8	18	PCB Thru-Hole	Tin-Lead	16M3101	6.60	5.32
3-794619-4	4	PCB Thru-Hole R/A	15µin Gold	16M3022	2.19	1.76
3-794618-4	4	PCB Thru-Hole R/A	Tin	16M3019	1.85	1.49
3-794677-4	4	PCB Thru-Hole R/A	Tin Over Nickel	16M3027	1.94	1.56
3-794618-6	6	PCB Thru-Hole R/A	Tin	16M3020	2.34	1.89
3-794618-8	8	PCB Thru-Hole R/A	Tin	16M3021	2.85	2.30
4-794618-4	14	PCB Thru-Hole R/A	Tin-Lead	12M6223	4.33	3.49
5-794618-0	20	PCB Thru-Hole R/A	Tin-Lead	16M3178	6.04	4.87
3-794637-2	2	Surface Mount	15µin Gold	16M3026	3.09	2.49
3-794636-8	8	Surface Mount	Tin	16M3025	4.23	3.41
3-794627-4	4	Surface Mount R/A	Tin	16M3023	2.68	2.16
4-794628-0	10	Surface Mount R/A	15µin Gold	16M3099	5.84	4.71
4-794627-6	16	Surface Mount R/A	Tin-Lead	16M3097	6.54	5.27
4-794625-8	18	Surface Mount R/A	15µin Gold	16M3096	9.05	7.30
4-794627-8	18	Surface Mount R/A	Tin-Lead	16M3098	6.06	4.89

PLUG HOUSING—SINGLE ROW

Mfg. Part No.	No. of Contacts	Mounting	Stock No.	Price Each 1-99	100-999
1445048-2	2	Panel Mount	11H4288	0.37	0.30
1445048-3	3	Panel Mount	11H4289	0.44	0.41
1445049-3	3	Free Hanging	11H4295	0.39	0.31
1445049-4	4	Free Hanging	11H4296	0.48	0.43
1445048-4	4	Panel Mount	89C1372	0.44	0.35
1445048-5	5	Panel Mount	11H4290	0.49	0.40
1445048-6	6	Panel Mount	89C1358	0.54	0.44
1445048-8	8	Panel Mount	11H4292	0.65	0.52
1445048-9	9	Panel Mount	11H4293	0.70	0.56
PLUG HOUSING—DUAL ROW					
794616-2	2	Free Hanging	19H3709	0.38	0.34
794615-4	4	Panel Mount	19H3706	0.44	0.35
794615-8	8	Panel Mount	19H3708	0.70	0.56
1-794615-2	12	Panel Mount	10H3647	0.93	0.75
1-794615-6	16	Panel Mount	10H3649	1.45	1.17
1-794615-8	18	Panel Mount	10H3650	1.37	1.11

➤ CONTINUED ➤

PIN & SOCKET CONNECTORS

MICRO MATE-N-LOK PLUGS (CONT.)

CONTACTS

Mfg. Part No.	Wire Size (AWG)	Contact Finish	Stock No.	Price Each 1-99	Price Each 100-999
● 1-794613-1	30-26	15µin Gold	16M2699	0.12	0.10
● 1-794613-2	30-26	30µin Gold	10M9837	0.22	0.18
● 1-794613-0	30-26	Tin-Lead	16M2698	0.12	0.10
● 1-794612-1	24-20	15µin Gold	16M2696	0.10	0.09
● 1-794612-2	24-20	30µin Gold	16M2697	0.21	0.17
● 1-794612-0	24-20	Tin-Lead	16M2695	0.10	0.08

(84671)

3

MICRO MATE-N-LOK RECEPTACLES

RoHS Compliant Available

Tyco Electronics

- 3mm (0.118″) centerline spacing
- Voltage rating: 250VAC
- Current rating: 5A
- Operating temperature: -40°C to 105°C
- Panel mount or free hanging wire-to-wire configurations

The Micro MATE-N-LOK 3mm connector system is a wire-to-wire and wire-to-board connector system. Both single and dual row configurations are available. Recognized under the Component Program of Underwriters Laboratories Inc. File No. E28476.



RECEPTACLE HOUSING—SINGLE ROW

Mfg. Part No.	No. of Contacts	Stock No.	Price Each 1-49	Price Each 100-999
● 1445022-2	2	11H4284	0.29	0.27
● 1445022-4	4	89C1336	0.44	0.36
● 1445022-5	5	20H0141	0.53	0.49
● 1445022-6	6	89C1330	0.56	0.51
● 1445022-7	7	11H4285	0.65	0.59
● 1445022-8	8	11H4286	0.72	0.65
● 1-1445022-0	10	09H5329	0.82	0.75
● 1-1445022-2	12	09H5331	0.93	0.85
RECEPTACLE HOUSING—DUAL ROW				
● 794617-2	2	50H8372	0.30	0.28
● 1445022-3	3	03H3077	0.37	0.33
● 794617-4	4	16H6131	0.36	0.32
● 794617-6	6	02H5760	0.38	0.34
● 794617-8	8	16H6132	0.46	0.41
● 1-794617-0	10	10H3656	0.50	0.46
● 1-794617-2	12	89C1036	0.54	0.50
● 1-794617-4	14	10H3657	0.64	0.59
● 1-794617-6	16	35C5270	0.66	0.60
● 1-794617-8	18	02H0582	0.73	0.66
● 2-794617-0	20	35C5268	0.93	0.85
● 2-794617-4	24	02H0578	1.11	1.01

CONTACTS

Mfg. Part No.	Wire Size (AWG)	Contact Finish	Stock No.	Price Each 1-99
● 1-794611-1	30-26	15µin Gold	16M2693	0.13
● 1-794611-2	30-26	30µin Gold	16M2694	0.24
● 794611-1	30-26	Tin	16H6125	0.14
● 1-794610-2	24-20	30µin Gold	52K3409	0.14
● 794610-1	24-20	Tin	16H6123	0.10

(84670)

MR SERIES MINIATURE RECTANGULAR PC BOARD PIN HEADERS

RoHS Compliant Available

Tyco Electronics

- Permit Cable Connections to Center of Printed Circuit Board
- Brick Red Nylon Housing, Flammability Rated UL94V-0
- Centerline Spacing 0.165″(4.19)
- Solder Tail Diameter 0.040″(1.02)
- Mate with **MR series** socket connectors *on page 745*

Phosphor bronze contacts available with tin or duplex finish. Duplex finish is plated with 30µ″ (0.762µm) min. gold in mating area, matte tin on solder tail end over 50µ″ (1.27µm) min. Nickel underplate on entire contact.

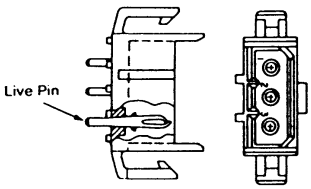

3 Circuit, In-Line

➤ CONTINUED ➤

MR SERIES MINIATURE RECTANGULAR PC BOARD PIN HEADERS (CONT.)

PC BOARD VERTICAL PIN HEADERS WITH TIN-FINISH CONTACTS

Mfg. Part No.	Circuits	Stock No.	Price Each 1-24
● 640497-1	2	89F2125	0.91
● 2-640497-2	2	87K2217	2.60
● 640498-1	3	89F2126	1.41
● 640498-3	3	92F9089	2.26
● 640499-1	4	89F2127	3.11
● 640500-1	6	89F2128	2.51
● 640501-3	9	92F9104	3.35
● 640502-1	12	89F2130	4.30
● 640503-1	15	89F5014	2.16
● 640504-1	20	89F2118	6.37
● 640506-1	36	89F2120	12.31
PC BOARD VERTICAL PIN HEADERS WITH GOLD DUPLEX-FINISH CONTACTS			
● 2-640497-4	2	52K3460	2.61
● 2-640499-2	4	52K3461	4.91
● 2-640500-2	6	52K3462	6.61
● 2-640500-4	6	52K3463	6.61
● 2-640501-2	9	52K3465	9.35
● 2-640502-2	12	52K4303	10.86
● 2-640503-2	15	52K4304	14.41
● 2-640504-4	20	16M2850	19.38

(8326)

4.2mm PE CONNECTORS

RoHS Compliant Available

Tyco Electronics

- Centerline: 0.165″ (4.2mm)
- Voltage rating: 600VAC
- Rated UL 94V-2
- Easy mate and unmate with positive latch design

HEADERS

Mfg. Part No.	No. of Positions	Mounting	Stock No.	Price Each 1-49
● 1586037-2	2	Straight PCB Thru-Hole	11H7376	0.46
● 1586037-6	6	Straight PCB Thru-Hole	11H7378	0.39
● 1-1586037-2	12	Straight PCB Thru-Hole	09H6591	1.51
● 1586041-2	2	Right-Angle PCB Thru-Hole	11H7392	0.66
● 1586041-6	6	Right-Angle PCB Thru-Hole	11H7394	0.92
● 1-1586041-2	12	Right-Angle PCB Thru-Hole	09H6611	1.62
PLUG HOUSING				
● 1586000-2	2	Free Hanging	11H7360	0.18
● 1586000-6	6	Free Hanging	11H7362	0.22
● 1-1586000-2	12	Free Hanging	09H6571	0.29
● 794953-2	2	Panel Mount	16H6221	0.08
● 794953-6	6	Panel Mount	16H6223	0.10
● 1-794953-2	12	Panel Mount	10H3821	0.30
RECEPTACLE HOUSING				
● 794954-2	2	Free Hanging	16H6225	0.18
● 794954-6	6	Free Hanging	16H6227	0.19
● 1-794954-2	12	Free Hanging	08H1106	0.30

CONTACTS

Mfg. Part No.	AWG	Contact Finish	Gender	Stock No.	Price Each 1-99
● 794958-1	26-22	Tin	Female	19H3777	0.04
● 794956-1	22-18	Tin	Female	08H1111	0.04
● 794957-1	26-22	Tin	Male	19H3776	0.05
● 794955-1	22-18	Tin	Male	19H3775	0.04

(84728)

AMP-DUAC® (DUAL-ACTION) HEADER ASSEMBLIES

RoHS Compliant Available

Tyco Electronics

- Vertical Mount Angle with Drain Holes
- Flange: With/Without
- Holddown Retention
- Copper Alloy Contact with Tin-Lead Plating
- Voltage Rating: 600VAC
- Current Rating: 9A

White Nylon Housing

Designed for power applications.

WHITE NYLON HOUSING WITH FLANGE -- FLAMMABILITY RATED UL94V-2

Mfg. Part No.	Circuits	Stock No.	Price Each 1-9
1-794467-1	6	12M6871	0.95
1586495-8	8	03M2627	1.51
1-1586495-0	10	16M2627	1.29
1-1586495-2	12	16M2628	1.48
1-1586495-4	14	16M2629	1.67
1-1586495-6	16	16M2630	2.55
1-1586495-8	18	16M2631	2.05
2-1586495-0	20	16M2824	2.24
2-1586495-2	22	16M2825	2.53
2-1586495-4	24	16M2826	2.72
WHITE NYLON HOUSING WITHOUT FLANGE -- FLAMMABILITY RATED UL94V-0			
1-794485-2	6	16M2692	3.26
1586493-8	8	16M2724	1.15
1-1586493-0	10	16M2622	1.35
1-1586493-2	12	16M2623	1.54
1-1586493-4	14	16M2624	1.74
1-1586493-6	16	16M2625	1.94
1-1586493-8	18	16M2626	2.14
2-1586493-0	20	16M2821	2.34
2-1586493-2	22	16M2822	2.64
2-1586493-4	24	16M2823	2.84

(63493)

AMP-DUAC® (DUAL-ACTION) RECEPTACLE AND CONTACTS

RoHS Compliant Available

Tyco Electronics

- Nylon Housing
- 0.165″ (4.20mm) Centerline
- Positive Lock
- Voltage: 600VAC
- Flammability Rating: UL94V-2, UL94V-0

Ideal for wire-to-board power applications. Dual action (DUAC) female socket contacts provide low insertion force while maintaining high current capacity performance; *ordered separately below.*

RECEPTACLE HOUSING

Mfg. Part No.	Positions	Stock No.	Price Each 1-9
106527-2	2	19C8544	0.39
794657-2	2	89C2593	0.74
106527-4	4	19C8546	0.44
794657-4	4	61H8160	1.16
106527-6	6	90B2339	0.29
794657-6	6	89C0105	1.31
794657-8	8	16H6180	1.19
1-794657-0	10	92C8628	1.44
1-794657-2	12	10H3758	1.15
1-794657-4	14	10H3759	1.29
1-794657-6	16	89C0249	1.22
1-794657-8	18	08J4502	1.62
2-794657-0	20	07H6433	1.21
2-794657-2	22	15H4190	2.03
2-794657-4	24	08J4508	2.22

➤ CONTINUED ➤

AMP-DUAC® (DUAL-ACTION) RECEPTACLE AND CONTACTS (CONT.)

FEMALE SOCKET CONTACTS

Mfg. Part No.	AWG	Ins. Dia. Range (mm)	Stock No.	Price Each 1-9
106529-2	18-22	1.50-2.40	90B2344	0.10
1-794141-3	18-22	1.50-2.40	16M2690	1.25
1-106529-2	18-22	1.50-2.40	25C0762	0.14
1-106528-2	22-26	1.20-1.75	09H3048	0.14

(63492)

METRIMATE PIN AND SOCKET STANDARD DRAWER CONNECTOR HOUSINGS

RoHS Compliant Available

Tyco Electronics

- Panel Mount
- Centerline: 0.200″ (5.08mm)
- Voltage: 600VAC
- Black Glass-Filled Thermoplastic Housing, Flammability Rated UL94V-0

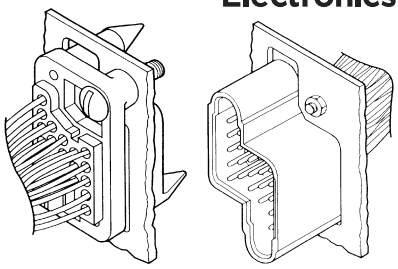

Provides blind mating with up to 0.090″ (2.3mm) misalignment in any direction. Plug and receptacle can be front- or rear-panel mounted.

Mfg. Part No.	Circuits	Description	Stock No.	Price Each 1-49
211758-1	12	Plug	92F6632	3.16
211759-1	12	Receptacle	92F6622	3.28
208210-2	19	Plug	92F6620	4.10
208209-2	19	Receptacle	95F2700	3.44
211150-1	25	Plug	93F7309	4.77
211149-1	25	Receptacle	93F7339	5.58

(40874)

TYPE III+ MULTIMATE CRIMP PIN AND SOCKET CONTACTS

RoHS Compliant Available

Tyco Electronics

- Brass Signal Contact
- Terminate to Wire
- Insulation Support
- Wire Termination Type: Crimp
- Test Current: 13A
- Stainless Steel Spring

Overall insulation crimp diameter, including crimp barrel, must not exceed 0.125″ (3.18mm). Use **mfg. part no. 90066-7** CERTI-CRIMP® hand tool or **mfg. part no. 58495-1** PRO-CRIMPER™ II hand tool *ordered separately; go online or call.*

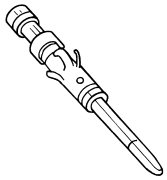

Pin

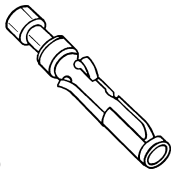

Socket

PIN CONTACTS

Mfg. Part No.	Plating	AWG	Insulation Dia. mm (Inches)	Stock No.	Price Each 1-4
1-66400-0	Tin-Lead	24-20	2.03-2.54 (0.080-0.100)	52K3336	0.45
66400-4	Gold/Nickel	24-20	2.03-2.54 (0.080-0.100)	50F585	0.56
1-66099-5	Tin-Lead	18-16	2.03-2.54 (0.080-0.100)	43K4721	0.45
1-66099-4	Gold/Nickel	18-16	2.03-2.54 (0.080-0.100)	72H5065	0.72
6-66460-2	Gold Flash	32	0.64-0.64 (0.025-0.025)	52K3811	1.43
SOCKET CONTACTS					
1-66399-0	Tin-Lead	24-20	2.03-2.54 (0.080-0.100)	52K3335	0.53
66399-4	Gold/Nickel	24-20	2.03-2.54 (0.080-0.100)	93F7351	0.69
1-66101-9	Tin-Lead	18-16	2.03-2.54 (0.080-0.100)	52K3322	0.43
1-66101-8	Gold/Nickel	18-16	2.03-2.54 (0.080-0.100)	72H5066	0.86

(40877)

APPLICATION TOOLS

RoHS Compliant Available

Tyco Electronics

Mfg. Part No.	Description	Stock No.	Price Each
91002-1	Contact Insertion Tool	89F4310	19.01
91515-1	CERTI-CRIMP® (30-20 AWG)	85C3173	519.12
91523-1	CERTI-CRIMP® (24-16 AWG)	85C0748	519.12
91505-1	CERTI-CRIMP® (18-16 AWG)	92C2182	468.14
91522-1	CERTI-CRIMP®2, SAHT Type III	72C5752	468.14
58495-1	PRO-CRIMPER™ II Hand Tool with die (28-16 AWG)	44F8409	145.50

(40970)

PIN & SOCKET CONNECTORS

V.35 CABLE CONNECTOR KITS

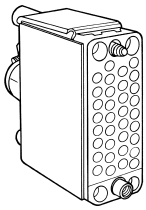

Tyco Electronics

RoHS Compliant Available

- Panel Mount
- One-Piece Turnable Jackscrew
- Vertical Mount Angle

Plug and receptacle connector kits come partially assembled. Kit includes: housing, 1-piece shield, 1-piece turnable jack screws, strain relief clamp, and mounting screws. Housings are keyed for proper location of jackscrews.

Mfg. Part No.	Cable Range	Description	Stock No.	Price Each 1-9
● 213522-1	0.435-0.545″ (11.05-13.83)	Receptacle	66F3345	25.78
● 213300-1	0.435-0.545″ (7.62-11.43)	Plug	66F1611	27.39

(40978)

MULTILOCK CONNECTORS AND CONTACTS

Tyco Electronics

RoHS Compliant Available

CONTACT RECEPTACLES

Mfg. Part No.	Wire Range (AWG)	Insulation Dia. mm (in)	Contact Material	Stock No.	Price Each 1-49	Price Each 50-99
● 1123343-1	24-20	0.95-1.70 (0.037-0.067)	Copper Alloy	04H0563	0.06	0.05
● 173631-1	20-16	2.01-2.59 (0.079-0.102)	Brass	11H9122	0.10	0.08
● 173681-1	22-20	1.80-2.00 (0.071-0.079)	Phosphor Bronze	26C0090	0.08	0.06
● 175265-1	22-18	1.10-1.80 (0.043-0.071)	Copper Alloy	85C1211	0.09	0.07

HOUSING PLUGS

Mfg. Part No.	Contacts	Rows	Body Material	Stock No.	Price Each 1-49	Price Each 50-99
● 174045-2	12	2	PBT	97B1681	1.20	0.99
● 174046-2	16	2	PBT	97B1679	1.32	1.08

(88411)

ECONOSEAL J SERIES MARK II SEALED CONNECTORS

RoHS Compliant Available

Tyco Electronics

Econoseal J Series connectors provide a watertight seal. One wire seal is required for each contact. Body material: NBR-nitrile butadiene rubber.

TAB CONTACTS

Mfg. Part No.	Wire Range (AWG)	Wire Insulation Dia. mm (in.)	Contact Material	Stock No.	Price Each 1-49	Price Each 50-99
● 171631-1	24-20	1.40-2.41 (0.055-0.095)	Brass	50B8823	0.11	0.09

SEAL PROTECTOR WIRE SEAL RUBBER PLUG

Mfg. Part No.	Wire Range (AWG)	Wire Insulation Dia. mm (in.)	Body Material	Stock No.	Price Each 1-49	Price Each 50-99
● 172746-1	24-20	1.40-2.41 (0.055-0.095)	NBR	91B8246	0.15	0.12

(88126)

MX150L™ SERIES SEALED CONNECTOR SYSTEM

RoHS Compliant Available

molex

- Pre-assembled connectoir housings, seals, TPA components and mat-seal cap in one piece
- Integral terminal position assurance (TPA) insures that terminal leads lock on connector
- Environmentally sealed to IP67
- Integral locking latch

➤ CONTINUED ➤

MX150L™ SERIES SEALED CONNECTOR SYSTEM (CONT.)

MX150L™ sealed connector system includes pre-assembled connector housiungs, seals, terminal position assurance components and mat-seal cap shipped in one piece to reduce labor and application costs. Voltage: 600V. Insulation resistance: 1000 MOhms.

VERTICAL PLUGS

Mfg. Part No.	Circuits	Wire Size (AWG)	Stock No.	Price Each 1-9
● 19419-0007	2	16-14	01J5257	4.10
● 19419-0008	2	22-18	01J5258	4.10
194190004.	4	16-14	94H7005	5.49
194190005.	4	22-18	01J5256	5.49
● 19419-0011	6	16-14	01J5259	7.98
● 194190012	6	22-18	20M7084	7.98
● 194190001	8	22-18	01J5254	9.44
194190014.	10	16-14	01J5261	11.55
● 19419-0015	10	22-18	01J5262	11.70
VERTICAL RECEPTACLES				
● 19418-0007	2	16-14	01J5238	4.63
194180008.	2	22-18	01J5239	4.63
● 19418-0004	4	16-14	94H6997	5.94
194180005.	4	22-18	01J5237	5.94
● 194180018	4	22-18	01J5246	5.49
194180010.	6	16-14	01J5240	8.43
194180011.	6	22-18	01J5241	8.43
● 194180022	8	22-18	01J5250	9.44
● 19418-0013	10	16-14	01J5242	12.04
194180014.	10	22-18	01J5243	12.04

MALE TERMINALS FOR TYPE 19419 PLUGS

Mfg. Part No.	Description	Wire Size (AWG)	Stock No.	Price Each 1-9
● 19417-0047	Standard pin length, pre-tin	16-14	58J8196	0.25
● 19417-0048	Standard pin length, pre-tin	22-18	01J5231	0.25
● 19417-0051	Long pin length, pre-tin	16-14	01J5232	0.25
● 19417-0052	Long pin length, pre-tin	22-18	01J5233	0.25
FEMALE TERMINALS FOR TYPE 19418 RECEPTACLES				
● 19420-0009	Pre-tin	16-14	20M7086	0.25
● 19420-0010	Pre-tin	22-18	01J5265	0.25

(88942)

2.13MM MLX POWER CONNECTOR HEADERS/ HOUSINGS

RoHS Compliant Available

molex

Just Added

- Voltage Rating: 600V
- Contact Resistance: 3.5 mΩ max.
- Dielectric Withstanding Voltage: 2900V
- Insulation Resistance: 1000 MΩ min.
- Housing Material: PA polyamide (Nylon) %



42002 series header contact material is phosphor bronze. Contact plating tin. Operating temperature: -55°C to 100°C.

42002 SERIES POWER CONNECTOR MALE HEADERS

Mfg. Part No.	Circuits	Current Rating	No. of Rows	Stock No.	Price Each 1-99	Price Each 100-249
● 10844020	2	13.5	1	92C1266	0.47	0.42
● 10-84-4040	4	13.5	1	54H8035	0.76	0.69
● 10844060	6	11	3	01J4507	1.16	1.05
● 10-84-4090	9	11	3	13H6536	1.57	1.42
● 10844120	12	11	3	01J4508	2.21	2.00
42021 SERIES POWER CRIMP HOUSING PLUGS						
● 50-84-1020	2	13.5	1	57H2023	0.24	0.22
● 50-84-1030	3	13.5	1	57H2026	0.29	0.26
● 50-84-1060	6	11	2	57H2029	0.37	0.34
● 50-84-1090	9	11	3	57H2032	0.45	0.41
● 50-84-1120	12	11	4	85C2900	0.67	0.61
42022 SERIES POWER CRIMP HOUSING RECEPTACLES						
● 50-84-2020	2	13.5	1	57H2040	0.30	0.27
● 50-84-2030	3	13.5	1	57H2041	0.34	0.31
● 50-84-2040	4	13.5	1	57H2044	0.36	0.32
● 50-84-2090	9	11	3	57H2050	0.52	0.47
● 50-84-2120	12	11	3	57H2052	0.81	0.74
● 50842150	15	11	3	92C8524	0.91	0.82

(89603)

5566 SERIES 0.165″ (4.20) MINI-FIT JR.™ PIN AND SOCKET DUAL ROW VERTICAL HEADERS

RoHS Compliant Available

molex

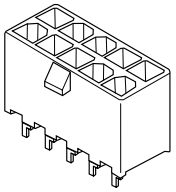

Fig. 1

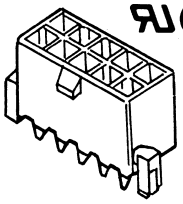

Fig. 2



- Voltage Rating: 600V
- Current: 9.0A max.
- Contact Resistance: 10 mΩ min.
- Dielectric Withstanding Voltage: 1500VAC
- Insulation Resistance: 1000 mΩ min.
- Operating Temperature: -40°C to +105°C

Mini-Fit Jr.™ series can handle high current applications despite its small size. Positive lock. Audible "clicks" confirm correct contact insertion and correct mating of housing. Contact: brass or phosphor bronze. Mates with **5557 series** dual receptacles; *order separately on pages 752-753.*

VERTICAL HEADERS, DUAL ROW, TIN-PLATED 94V-2 WITHOUT DRAIN HOLES— FIG. 1

Mfg. Part No.	Circuits	Stock No.	Price Each 1-9
39-28-1023	2	38C9737	0.76
39-28-1043	4	38C9738	0.99
39-28-1063	6	38C9739	1.32
39-28-1083	8	38C9740	1.54
39-28-1103	10	38C9741	2.11
39-28-1123	12	38C9742	2.34
39-28-1143	14	38C9743	2.57
39-28-8140	14	86C7348	3.96
39-28-1163	16	38C9744	2.86
39-28-1183	18	28H9299	3.44
39-28-1203	20	49H7707	4.33
39-28-1223	22	23C9270	3.74
39-28-1243	24	50B8414	4.29
VERTICAL HEADERS TIN-PLATED 94V-0 WITHOUT DRAIN HOLES — FIG. 1			
39-28-8020	2	95H7639	0.87
39-28-8040	4	95H7640	1.43
39-28-8060	6	95H7641	2.15
39-28-8080	8	95H7642	2.26
39-28-8100	10	95H7643	3.03
39-28-8120	12	95H7644	3.08
39-28-8160	16	95H7645	4.52
VERTICAL HEADERS 30µ″ GOLD-PLATED 94V-2 WITHOUT DRAIN HOLES— FIG. 1			
39-29-0023	2	49H7708	1.49
39-29-0043	4	18M8071	2.36
39-29-0063	6	85C1923	3.64
39-29-0083	8	28M9381	4.67
39-29-0103	10	18M8072	7.55
39-29-0123	12	49H7710	8.92
39-29-6148	14	24C2075	8.33
39-29-0163	16	28M9382	11.40
39-29-0203	20	28C7250	11.36
39-29-0223	22	49H7714	16.43
VERTICAL HEADERS, 30µ″ GOLD-PLATED 94V-0 WITHOUT DRAIN HOLES— FIG. 1			
39-29-6068	6	72C3665	3.70
39-29-6088	8	28M9388	6.52
39-29-6128	12	28M9389	7.11
39-29-6168	16	28M9390	9.29
VERTICAL HEADERS WITH DRAIN HOLES, TIN-PLATED 94V-2— FIG. 1			
39-29-3026	2	18M8077	0.74
39-29-3046	4	28M9385	0.97
39-29-3066	6	38C9754	1.52
39-29-3086	8	38C9755	2.00
39-29-3106	10	28M9386	2.41
39-29-3146	14	28M9387	3.11
39-29-3166	16	38C9758	3.70
VERTICAL HEADERS WITH PEGS, TIN-PLATED 94V-2 WITHOUT DRAIN HOLES — FIG. 2			
39-29-9023	2	28M9391	0.89
39-29-9043	4	38C9760	1.23
39-29-9063	6	38C9761	1.30
39-29-9083	8	38C9762	1.85
39-29-9103	10	38C9763	2.41
39-29-9143	14	38C9765	3.40
39-29-9163	16	38C9766	4.03

➤ CONTINUED ➤

5566 SERIES 0.165″ (4.20) MINI-FIT JR.™ PIN AND SOCKET DUAL ROW VERTICAL HEADERS (CONT.)

VERTICAL HEADERS WITH PEGS, TIN-PLATED 94V-2 WITH DRAIN HOLES — FIG. 2

Mfg. Part No.	Circuits	Stock No.	Price Each 1-9
39-29-9042	4	18M8082	0.85
39-29-9062	6	18M8083	1.32
39-29-9082	8	26H5179	1.52
39-29-9102	10	18M8084	1.82
39-29-9122	12	18M8085	2.37
39-29-9142	14	18M8086	2.78
VERTICAL HEADERS, 30µ″ GOLD-PLATED 94V-0 WITH DRAIN HOLES — FIG. 1			
39-31-0088	8	28M9393	4.93
39-31-0108	10	28M9394	6.07
39-31-0128	12	95H7658	6.16
39-31-0168	16	30M0003	9.29

(8514)

0.165″ (4.20) MINI-FIT JR.™ PIN AND SOCKET DUAL ROW RIGHT-ANGLE HEADERS

RoHS Compliant Available

molex

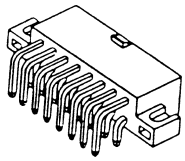

Fig. 1



Fig. 2

- Voltage: 600V
- Current: HCS 12.0A max. Standard 9.0A max.
- Contact Resistance: 10 mΩ max.
- Dielectric Withstanding Voltage: 1500V
- Insulation Resistance: 1000 MΩ Min.
- Brass Contacts
- Operating Temperature: -40°C to +105°C

Mini-Fit Jr.™ system pin and socket right-angle connectors for high current/high density power and signal applications in wire-to-wire and wire-to-board configurations. Feature positive housing locks and fully isolated terminals. Mate with **5557 series** dual-row receptacles; *order separately on pages 752-753.*

5569 SERIES RIGHT-ANGLE, HEADERS WITH MOUNTING FLANGE, TIN-PLATED, RATED 94V-2 — FIG. 1

Mfg. Part No.	Circuits	Stock No.	Price Each 1-9
39-29-1028	2	38C9745	1.09
39-29-1048	4	38C9746	1.23
39-29-1068	6	18M8073	1.76
39-29-1088	8	38C9748	2.14
39-29-1108	10	38C9749	2.55
39-29-1148	14	38C9751	3.56
39-29-1168	16	18M8075	4.12
39-29-1188	18	28M9383	3.89
39-29-1208	20	99B2284	5.73
39-29-1228	22	28M9384	5.05
39-29-1248	24	18M8076	7.45
5569 SERIES RIGHT-ANGLE, HEADERS WITH MOUNTING FLANGE, 30µ″ GOLD-PLATED, RATED 94V-2 — FIG. 1			
39-29-5023	2	49H7716	2.44
39-29-5063	6	49H7717	3.59
39-29-5103	10	49H7718	5.46
39-29-5123	12	49H7719	6.21
39-29-5143	14	18M8079	7.60
39-29-5203	20	50B8416	9.90
39-29-5223	22	49H7723	13.28
39-29-5243	24	18M8080	11.30
5569 SERIES RIGHT-ANGLE, HEADERS WITH MOUNTING PEGS, TIN-PLATED, RATED 94V-2 — FIG. 2			
39-30-1020	2	29C9017	0.75
39-30-1040	4	27C8046	1.15
39-30-1060	6	38C9767	1.52
39-30-1080	8	38C9768	2.16
39-30-1100	10	38C9769	2.63
39-30-1120	12	38C9770	2.75
39-30-1160	16	38C9772	3.74
5569 SERIES RIGHT-ANGLE, HEADERS WITH MOUNTING PEGS, TIN-PLATED, RATED 94V-0 — FIG. 2			
39-30-0020	2	95H7562	1.20
39-30-0040	4	97B0119	1.65
39-30-0060	6	95H7563	1.69
39-30-0080	8	95H7564	2.51
39-30-0100	10	86C7781	3.17
39-30-0120	12	95H7565	3.82

➤ CONTINUED ➤

0.165″ (4.20) MINI-FIT JR.™ PIN AND SOCKET DUAL ROW RIGHT-ANGLE HEADERS (CONT.)

5569 SERIES RIGHT-ANGLE, HEADERS WITH MOUNTING PEGS, TIN-PLATED, RATED 94V-0 — FIG. 2

Mfg. Part No.	Circuits	Stock No.	Price Each 1-9
● 39-30-0140	14	95H7566	4.46
● 39-30-0160	16	95H7567	4.87
5569 SERIES RIGHT-ANGLE, HEADERS WITH SNAP-IN PEG PCB LOCK, GOLD-PLATED, RATED 94V-2 — NOT SHOWN			
● 39-30-1121	12	25H7426	4.50
● 39-30-1141	14	56H8353	5.30
● 39-30-1161	16	56H8356	6.16
● 39-30-1201	20	56H8361	8.21
● 39-30-1221	22	56H8364	9.26
● 39-30-1241	24	56H8366	10.37
5569 SERIES RIGHT-ANGLE, HEADERS WITH SNAP-IN PEG PCB LOCK, TIN-PLATED, RATED 94V-2 — NOT SHOWN			
● 39-30-1140	14	56H8352	2.52
● 39-30-1180	18	56H8358	3.40
● 39-30-1200	20	56H8360	3.89
● 39-30-1220	22	56H8363	4.43
● 39-30-1240	24	56H8365	4.94

(8439)

0.165″ (4.20) Mini-Fit, Jr.™ SINGLE-ROW PIN AND SOCKET HEADERS

RoHS Compliant Available

molex

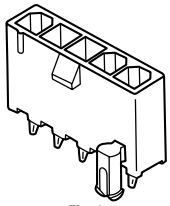

Fig. 1

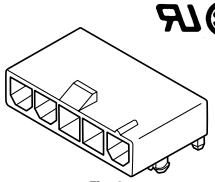

Fig. 2

- Rating 600V
- Current: 9.0A
- Contact Resistance 10mΩ Max.
- Dielectric Withstanding Voltage: 1500V
- Insulation Resistance: 1000mΩ Min.
- 6/6 Nylon Housing
- Brass Contacts
- Operating Temperature: -40°C to +105°C

5566 series Mini-Fit Jr.™ series can handle high-current applications despite its small size. Positive lock. Audible ″clicks″ confirm correct contact insertion and correct mating of housing. Mates with **5557 series** single-row receptacles; *order separately on page 753.* Tin-plated brass contacts; gold plating available; *go online or call.* **5569 series** Mini-Fit Jr.™ system pin and socket right-angle connectors for high-current density power and signal applications in wire-to-wire and wire-to-board configurations. Feature positive housing locks and fully isolated, low-engagement force tin-plated brass contacts. 30µ″ gold-plated contacts available; *go online or call.* Mates with **5557 series** single-row receptacles; *order separately on page 753.*

5566 SERIES VERTICAL HEADERS WITH PEGS, RATED UL94-2

Mfg. Part No.	Fig.	Circuits	Stock No.	Price Each 1-9	Price Each 10-24
● 39-30-1039	1	3	37B2049	0.96	0.90
● 39-30-2045	1	4	90B7959	1.28	1.21
5566 SERIES VERTICAL HEADERS WITH DRAIN HOLES, WITH PEGS					
● 39-30-2035*	1	3	49H7724	0.99	0.93
● 39-30-2056+	1	5	49H7725	1.84	1.74
5569 SERIES RIGHT-ANGLE HEADERS WITH PEGS, RATED UL94V-2					
● 39-30-3035	2	3	88F2137	1.15	1.09
● 39-30-3035†	2	3	18M8088	1.97	1.86
● 39-30-3038*	2	3	18M8089	2.37	2.23
● 39-30-3045	2	4	19C7646	1.12	1.05
● 39-30-3055	2	5	91B4176	1.60	1.51

*Rated UL94V-0; +Rated UL94V-2, † Gold Plated

(75434)

Talk to our team of engineers.

Chat live online with our expert technical team or connect to them by phone. Go **online** or **call us** today.

(94668)

0.165″ (4.20) MINI-FIT JR.™ PIN AND SOCKET DUAL ROW HOUSINGS

TUV Rheinland

RoHS Compliant Available

molex

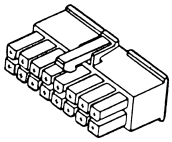

Fig. 1

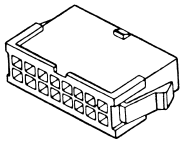

Fig. 2

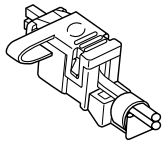

Fig. 3

- Voltage: 600V
- Current: HCS 12.0A max. Standard 9.0A max.
- Contact Resistance: 10 MΩ max.
- Dielectric Withstanding Voltage: 1500V
- Insulation Resistance: 1000 MΩ min.
- Operating Temperature: -40°C to +105°C

Designed for high-current/high-density power and signal applications in wire-to-wire and wire-to-board configurations. Mates with **5566** and **5569 series** dual row headers; *order separately on pages 751-752.* Receptacles accept **5556** and **44476** series Mini-Fit™ female terminals; plugs accept **5558** and **44478** series Mini-Fit™ male terminals; *both ordered separately; go online or call.*

5557 SERIES RECEPTACLE HOUSINGS — RATED UL94V-2, FIG. 1

Mfg. Part No.	No. of Contacts	Stock No.	Price Each 1-9
● 39-01-2020*	2	38C9709	0.35
● 39-01-2040*	4	18M8058	0.28
● 39-01-2060	6	34C7218	0.49
● 39-01-2080	8	38C9716	0.55
● 39-01-2100	10	18M8060	0.70
● 39-01-2120	12	38C9721	0.74
● 39-01-2140	14	38C9724	0.90
● 39-01-2160	16	38C9727	0.88
● 39-01-2180	18	91B9661	0.92
● 39-01-2200	20	18M8066	1.22
● 39-01-2220	22	01H6945	1.88
● 39-01-2240	24	25H9767	1.00
5557 SERIES RECEPTACLE HOUSINGS — RATED UL94V-0, FIG. 1			
● 39-01-2025*	2	18M8057	0.53
● 39-01-2045	4	18M8059	0.62
● 39-01-2065	6	38C9715	0.86
● 39-01-2085	8	38C9718	0.80
● 39-01-2105	10	18M8061	0.94
● 39-01-2125	12	18M8062	1.19
● 39-01-2145	14	18M8063	1.81
● 39-01-2165	16	38C9729	1.70
● 39-01-2185	18	18M8065	2.57
● 39-01-2205	20	50B8411	1.96
● 39-01-2245	24	29C9096	1.52
5559 SERIES PANEL MOUNT PLUG HOUSINGS — RATED UL94V-2, FIG. 2			
● 39-01-2021	2	38C9710	0.38
● 39-01-2041	4	38C9712	0.48
● 39-01-2061	6	38C9714	0.51
● 39-01-2081	8	38C9717	0.56
● 39-01-2101	10	38C9720	0.73
● 39-01-2121	12	38C9722	0.71
● 39-01-2141	14	38C9725	0.98
● 39-01-2161	16	18M8064	1.60
● 39-01-2181	18	28M9380	1.11
● 39-01-2201	20	18M8067	1.35
5559 SERIES FREE-HANGING PLUG HOUSINGS — RATED UL94V-2			
● 39-01-3023	2	38C9730	0.31
● 39-01-3043	4	38C9731	0.33
● 39-01-3063	6	18M9791	0.51
● 39-01-3083	8	38C9732	0.54
● 39-01-3103	10	38C9733	0.63
39-01-3123	12	38C9734	0.71
● 39-01-3143	14	38C9735	1.05
● 39-01-3163	16	38C9736	1.26
5559 SERIES PANEL MOUNT PLUG HOUSINGS — RATED UL94V-0, FIG. 2			
● 39-01-2026	2	13H6413	0.71
39-01-2046	4	13H6391	0.78
● 39-01-2066	6	97C7227	1.08
● 39-01-2086	8	92C3577	1.02
● 39-01-2106	10	72C3664	1.29

➤ CONTINUED ➤

0.165″ (4.20) MINI-FIT JR.™ PIN AND SOCKET DUAL ROW HOUSINGS (CONT.)

5559 SERIES PANEL MOUNT PLUG HOUSINGS — RATED UL94V-0, FIG. 2

Mfg. Part No.	No. of Contacts	Stock No.	Price Each 1-9
● 39-01-2126	12	95H7578	1.24
● 39-01-2146	14	28M9379	1.60
● 39-01-2166	16	95H7579	1.95
41995 SERIES STRAIN RELIEF, FIG. 3 For use with **5557 series** dual row receptacle housings; *order separately above.*			
15-04-0294	4	88F5123	2.51
● 15-04-0296	6	27C1297	2.15
● 15-04-0343	8	18M7940	2.61
● 15-04-0345		25M0604	22.97

*Not for use with strain relief
(8440)

0.165″ (4.20) MINI-FIT™ SINGLE ROW PIN AND SOCKET HOUSINGS

RoHS Compliant Available

molex

TUV Rheinland

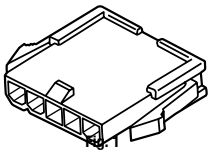

Fig. 1

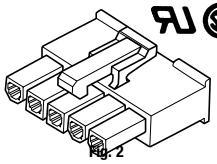

Fig. 2

- Fully Isolated Terminals to Protect Contacts from Damage
- Uses Standard Mini-Fit™ Series Terminals
- Low Profile to Accommodate Height Constraints (5557 Series)
- Wire-to-Plug for Panel Mount or Free-Hanging Applications (5559 Series)
- Positive Housing Locks to Mate with Mini-Fit, Jr.™ Receptacle (5559 Series)

Designed for high-current/high-density power and signal applications in wire-to-wire and wire-to-board configurations. Volt rating: 600. Contact resistance: 10 milliohms. Operating temperature: 40°C to +105°C. **5557 series** receptacle housings mate with **5559 series** single-row connectors, *ordered separately below,* and **5566** and **5569 series** single-row connectors ordered separately *on page 752.* Receptacles accept Mini-Fit™ **5556 series** terminals and plugs accept Mini-Fit™ **5558 series** terminals; *both ordered separately on this page.* UL recognized, CSA certified, TUV approved.

5559 SERIES SINGLE-ROW PANEL MOUNT PLUG HOUSINGS, RATED UL94V-2

Mfg. Part No.	Fig.	Circuits	Stock No.	Price Each 1-9
● 39-01-4032	1	3	03C3747	0.34
● 39-01-4052	1	5	30M2628	0.45
5559 SERIES SINGLE-ROW FREE HANGING PLUG HOUSINGS, RATED UL94V-2				
● 39-01-4036	1	3	98B6097	0.25
● 39-01-4046	1	4	18M8070	0.31
● 39-01-4056	1	5	91B8739	0.39
5557 SERIES SINGLE-ROW RECEPTACLE HOUSINGS, RATED UL94V-2				
39-01-4030	2	3	26H7894	0.21
● 39-01-4040	2	4	30C2994	0.37
● 39-01-4050	2	5	37B1980	0.37

(75433)

0.165″ (4.20) MINI-FIT JR.™ CRIMP TERMINALS

TUV Rheinland

RoHS Compliant Available

molex

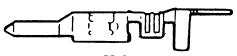

Male

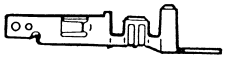

Female

- Voltage: 600V
- Current: HCS 12.0A max. Standard 9.0A max.
- Contact Resistance: 10mΩ max.
- Dielectric Withstanding Voltage: 1500V
- Insulation Resistance: 1000 MΩ min.
- Operating Temperature: -40 to +105°C

44476-5556 series crimp terminals can be used with **5557 series** housings and **44478-5558 series** crimp terminals can be used with **5559 series** housings; *both ordered separately on pages 752-753* .

HCS 44476-444478 SERIES CRIMP TERMINALS - SOLD IN PKG. OF 100

Mfg. Part No.	Material	Plating	AWG	Form	Stock No.	Price per Pkg. 1-4
● 44476-3112	Copper	Post-plate Tin	16	Female	95H7364	20.72
● 44476-1112	Copper	Post-plate Tin	18-20	Female	95H7363	20.21
● 44478-3112	Copper	Post-plate Tin	16	Male	95H7366	21.87
● 44478-1112	Copper	Post-plate Tin	18-20	Male	95H7365	21.91
STANDARD 5556-5558 SERIES CRIMP TERMINALS-SOLD IN PKG. OF 100						
● 39-00-0168	Brass	Post-plate Gold	16	Female	95H7358	53.19
● 39-00-0186	Phosphor Bronze	Post-plate Gold	16	Female	95H7360	71.21
● 39-00-0090	Brass	Pre-plate Gold	16	Female	95H7356	54.04
● 39-00-0039	Brass	Pre-plate Tin	18-24	Female	35C5062	8.37
● 39-00-0060	Phosphor Bronze	Pre-plate Tin	18-24	Female	35C5066	14.30
● 39-00-0047	Brass	Pre-plate Tin	22-28	Female	35C5064	7.61
● 39-00-0220	Phosphor Bronze	Post-plate Gold	18-24	Male	95H7362	56.90

➤ CONTINUED ➤

0.165″ (4.20) MINI-FIT JR.™ CRIMP TERMINALS (CONT.)

STANDARD 5556-5558 SERIES CRIMP TERMINALS-SOLD IN PKG. OF 100

Mfg. Part No.	Material	Plating	AWG	Form	Stock No.	Price per Pkg. 1-4
● 39-00-0041	Brass	Pre-plate Tin	18-24	Male	35C5063	8.11
● 39-00-0062	Phosphor Bronze	Pre-plate Tin	18-24	Male	35C5067	15.71
● 39-00-0049	Brass	Pre-plate Tin	22-28	Male	35C5065	10.53
STANDARD 5556-5558 SERIES CRIMP TERMINALS-SOLD IN REELS OF 4000						
● 39-00-0181	Phosphor Bronze	Post-plate Gold	18-24	Female	95H7359	0.37
● 39-00-0055	Brass	Pre-plate Gold	18-24	Female	95H7355	0.26
● 39-00-0053	Brass	Post-plate Gold	18-24	Male	18M8054	0.29
● 39-00-0219	Phosphor Bronze	Post-plate Gold	18-24	Male	95H7361	0.42
● 39-00-0040	Brass	Pre-plated Tin	18-24	Male	18M8053	0.04

MINI-FIT JR.™ TOOLS

Mfg. Part No.	AWG	Description	Stock No.	Price Each 1-4
63811-5000	18-24	Crimp Tool	10M6067	237.15
11-01-0198	22-28	Crimp Tool	97F8787	310.50
11-03-0044	18-24	Extraction Tool	94F9674	20.70

MINI-FIT, JR.™ WIRE-TO-BOARD KIT

Contains vertical headers, r/a headers, and crimp housing receptacles in 2 to 20 circuits. All three connector types are provided in each of the following quantities: five 2-, 4-, 6-cir., three 8-cir., three 10-cir., three 12-cir., three 14-cir., three 16-cir., two 18-, 20-cir. 100 18-24 AWG female crimp terminals are also included. Voltage rating: 600V.

Mfg. Part No.	Stock No.	Price Each
● WM-39WB	01F1117	68.55

MINI-FIT, JR.™ WIRE-TO-WIRE KIT

Contains crimp housing receptacles and plugs in 2 to 16 circuits. Both types are provided in each of the following quantities: five 2-, 4-, 6-, 8-, 10-cir., four 12-cir., three 14-, 16-cir. 100 female and 100 male 18-24 AWG crimp terminals are included. Rated: 600V.

Mfg. Part No.	Stock No.	Price Each
● WM-39WW	28M9320	34.50

(10426)

0.165″ (4.20) MINI-FIT BMI™ CONNECTORS

RoHS Compliant Available

molex



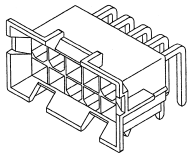

Fig. 1

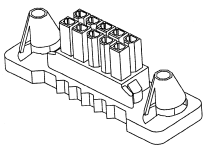

Fig. 2

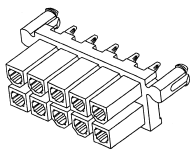

Fig. 3

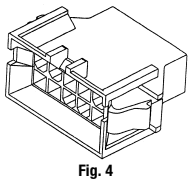

Fig. 4

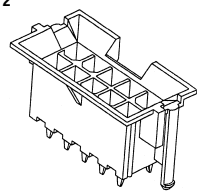

Fig. 5

Voltage: 600V. Dielectric withstanding voltage: 1500V. Current: 9.0A. Contact resistance: 10mΩ max. Insulation resistance: 1000MΩ min. Housing: % nylon, UL 94V-2 or 94V-0. Contacts: brass. Plating: tin. Operating temperature: -40°C to +105°C.

42404 SERIES RIGHT-ANGLE, DUAL-ROW HEADERS - FIG. 1

Mate with **42385, 42474** and **44475 series** dual-row receptacles, *ordered separately below,* as well as **5557 series** receptacles, *ordered on pages 752-753.* For use with Standard Mini-Fit terminals, *ordered on this page.*

Mfg. Part No.	Circuits	Stock No.	Price Each 1-9
● 15-24-6040	4	38C9005	2.06
● 15-24-6060	6	38C9007	2.73
● 15-24-6100	10	38C9008	3.86

➤ CONTINUED ➤

0.165″ (4.20) MINI-FIT BMI™ CONNECTORS (CONT.)

Mfg. Part No.	Circuits	Stock No.	Price Each 1-9
● 15-24-6140	14	97B9293	4.32
● 15-24-9144	14	55H0336	4.23
● 15-24-6180	18	55H0270	4.04
● 15-24-6240	24	55H0275	5.76
● 15-24-9244	24	95C2903	7.04

42474 SERIES DUAL-ROW RECEPTACLES WITH PANEL MOUNTING EARS - FIG. 2
Mate with **42404 and 42440** headers, or **42475 series** plugs, *ordered separately above and below.* For use with **5556 series** terminals, *ordered on page 753.*

Mfg. Part No.	Circuits	Stock No.	Price Each 1-9
● 15-06-0040	4	38C8997	0.81
● 15-06-0060	6	38C8999	1.03
● 15-06-0061	6	94C1212	1.23
● 15-06-0100	10	38C9001	1.68
● 15060101	10	81C9714	1.33
● 15-06-0140	14	38C9003	1.89
● 15-06-0141	14	55H0200	1.81
● 15-06-0181	18	55H0202	2.63
● 15-06-0240	24	55H0207	2.50
● 15-06-0241	24	55H0208	3.52

42385 SERIES VERTICAL DUAL-ROW RECEPTACLE HEADERS - FIG. 3
Mate with **42475 series** plugs, *ordered separately below,*or **42404 and 42440 series** headers, *ordered separately above and below.*

Mfg. Part No.	Circuits	Stock No.	Price Each 1-9
● 15-24-7040	4	18M7942	1.84
● 15-24-7060	6	38C9012	2.24
15-24-7100	10	38C9013	3.40
● 15-24-7140	14	28M9338	3.51

42475 SERIES DUAL-ROW PLUGS WITH PANEL MOUNTING EARS - FIG. 4
Blind mating plugs feature positive housing locks to mate with Mini-Fit Jr. connectors. Fully isolated terminals protect contacts from damage. Mate with **42385** and **42474 series** receptacles, *ordered separately above*; **5557 series** receptacles, *ordered on pages 752-753*; or **5558 series** terminals, *ordered on page 753.*

Mfg. Part No.	Circuits	Stock No.	Price Each 1-9
● 15-06-0045	4	38C8998	0.78
15-06-0065	6	38C9000	0.78
● 15-06-0085	8	55H0195	0.49
● 15-06-0105	10	38C9002	1.08
● 15-06-0145	14	38C9004	1.31
● 15-06-0185	18	55H0203	1.57
● 15-06-0245	24	55H0209	1.89

42440 SERIES VERTICAL DUAL-ROW HEADER - FIG. 5
Mate with **42385** and **42474 series** receptacles, *ordered separately above*, or **5557 series** dual-row receptacles, *ordered on pages 752-753.* For use with standard Mini-Fit terminals, *ordered on page 753.*

Mfg. Part No.	Circuits	Stock No.	Price Each 1-9
● 15-24-6046	4	38C9006	2.06
● 15-24-6066	6	37C4981	2.67
● 15-24-6106	10	38C9009	3.05
● 15-24-6146	14	38C9010	4.15

(69860)

0.165″ (4.20) MINI-FIT CPI™ COMPLIANT PIN INTERFACE HEADERS

RoHS Compliant Available

molex

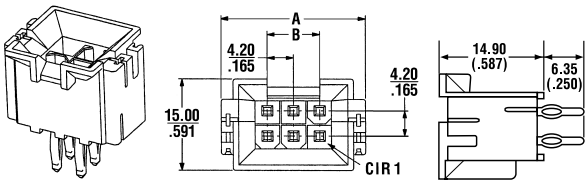

- Press-Fit Pins Require No Soldering
- Blind Mating Vertical Header
- Designed for Multiple Board Thicknesses of 0.094″ and Greater

Voltage: 600V. Dielectric withstanding voltage: 1500V. Current: 8.0A. Contact resistance: 10mΩ max. Insulation resistance: 1000MΩ min. Housing: ⅙ nylon, UL 94V-0. Contacts: phosphor bronze. Plating: tin. Operating temperature: -40°C to +105°C. Mate with **42385** and **42474 series** receptacles, *ordered on pages 753-754*, and **5557 series**, *ordered on pages 752-753.*

43879 SERIES DUAL ROW VERTICAL HEADERS

Mfg. Part No.	Circuits	Dimensions A	Dimensions B	Stock No.	Price Each 1-9
● 43879-0022	4	0.740″	0.165″	18M8117	4.35
● 43879-0025	10	1.237″	0.661″	26C1589	8.28

➤ CONTINUED ➤

0.165″ (4.20) MINI-FIT CPI™ COMPLIANT PIN INTERFACE HEADERS (CONT.)

Mfg. Part No.	Circuits	Dimensions A	Dimensions B	Stock No.	Price Each 1-9
● 43879-0029	18	1.898″	1.323″	28M9406	13.31
● 43879-0032	24	2.394″	1.819″	26C1592	15.39

(69861)

0.118″ (3.00) MICRO-FIT 3.0™ HEADERS

RoHS Compliant Available

molex

- Dielectric Withstanding Voltage: 1500VAC
- Insulating Resistance: 1000mΩ Min.
- High-Temperature LCP Housing, Rated UL94V-0
- Current: 5A
- Voltage: 250V
- Temperature Rating: –40°C to +105°C

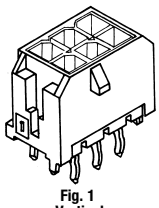

Fig. 1 Vertical

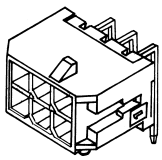

Fig. 2 Right-Angle

Surface mount or surface mount compatible, dual-row 3.0mm center shrouded locking headers are available in vertical and right-angle configurations. Kinked solder tails enhance PC board retention. Contact: brass. Plating: tin or 30µ″ gold. Contact resistance: 10mΩ max. Mate with **43025 series** receptacles, *ordered separately on page 755.*

43045 SERIES DUAL ROW, VERTICAL HEADERS, TIN-PLATED—FIG. 1

Mfg. Part No.	Circuits	Application*	Pkg. of	Stock No.	Price Each 1-9	Price Each 10-24
● 43045-0218	2	SMT	10	28M9399	4.07	3.90
● 43045-0212	2	SMC	1	38C9820	1.09	1.04
● 43045-0214	2	SMC	1	18M8097	1.82	1.75
● 43045-0418	4	SMT	10	71H3390	4.50	4.32
● 43045-0618	6	SMT	10	71H3393	5.37	5.15
● 43045-0612	6	SMC	1	38C9827	1.98	1.90
● 43045-0818	8	SMT	10	07C8729	6.15	5.90
● 43045-0812	8	SMC	1	38C9831	2.27	2.18
● 43045-1012	10	SMC	1	38C9835	2.76	2.65
● 43045-1018	10	SMT	10	71H3399	6.76	6.49
● 43045-1218	12	SMT	10	71H3403	7.42	7.13
43045 SERIES DUAL ROW, VERTICAL HEADERS, GOLD-PLATED—FIG. 1						
● 43045-0220	2	SMT	10	71H3388	5.04	4.84
● 43045-0420	4	SMT	10	33C4186	6.50	6.24
● 43045-0414	4	SMC	1	29C3841	2.16	2.07
● 43045-0620	6	SMT	10	71H3394	7.33	7.03
● 43045-0614	6	SMC	1	38C9828	2.75	2.64
● 43045-0820	8	SMT	10	71H3397	8.53	8.19
● 43045-1020	10	SMT	10	71H3400	9.20	8.83
● 43045-1014	10	SMC	1	18M8101	5.30	5.09
● 43045-1214	12	SMC	1	91B9660	5.95	5.71
43045 SERIES DUAL ROW, RIGHT-ANGLE HEADERS, TIN PLATED—FIG. 2						
● 43045-0209	2	SMT	10	71H3385	4.42	4.25
● 43045-0200	2	SMC	1	38C9818	1.28	1.22
● 43045-0409	4	SMT	10	71H3389	4.43	4.25
● 43045-0400	4	SMC	1	38C9822	1.82	1.75
● 43045-0600	6	SMC	1	38C9825	2.33	2.24
● 43045-0809	8	SMT	10	71H3395	6.80	6.52
● 43045-1000-TR102	10	SMC	1	67C2171	3.66	3.51
● 43045-1209	12	SMT	10	71H3401	8.97	8.62
● 43045-1200	12	SMC	1	38C9837	2.81	2.70
43045 SERIES DUAL ROW, RIGHT-ANGLE HEADERS, GOLD—FIG. 2						
● 43045-0402	4	SMC	1	18M8098	3.06	2.94
● 43045-0602	6	SMC	1	38C9826	4.09	3.92
● 43045-0802	8	SMC	1	19M1086	4.72	4.53
● 43045-1002	10	SMT	1	38C9834	6.28	6.03
● 43045-1211	12	SMT	10	71H3402	11.93	11.45
● 43045-1202	12	SMC	1	38C9838	5.48	5.26

*SMT = Surface mount, SMC = Surface mount compatible
(16740)

Online today. On your desk tomorrow.

- Best products, great value.
- No minimum order fees, no hassles.

Visit us **online** today.

(94640)

0.118″ (3.00) MICRO-FIT 3.0™ PLUGS AND HEADERS

RoHS Compliant Available

molex

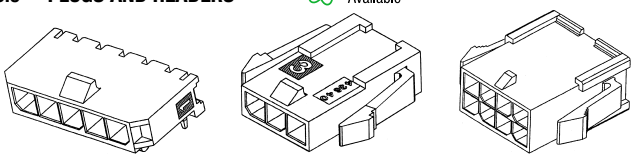

Fig. 1 Fig. 2 Fig. 3

43640 SERIES PLUGS, SINGLE-ROW, WITH OR WITHOUT PANEL MOUNT EARS
Integral pull tabs for ease in unmating. Housing: Polyester, UL 94V-0. Mate with **43645 series** receptacles. For use with **43031 series** terminals.

Cir-cuits	With Panel Mount Ears - Fig. 1		Price Each	Without Panel Mount Ears - Fig. 2		Price Each
	Mfg. Part No.	Stock No.	1-9	Mfg. Part No.	Stock No.	1-9
2	...	...	...	● 43640-0201	51B1469	0.32
3	● 43640-0300	28M9401	0.68	● 43640-0301	38C9843	0.53
4	● 43640-0400	38C9844	0.74	● 43640-0401	38C9845	0.69
5	● 43640-0500	38C9846	0.64	● 43640-0501	38C9847	0.94
6	● 43640-0600	38C9848	0.83	● 43640-0601	18M8104	1.01
8	...	...	...	● 43020-0801	01C4480	0.83

43650 SINGLE-ROW, RIGHT-ANGLE HEADERS
Fully polarized to mating receptacle. UL File No: E29179. CSA File No: LR19980. TÜV License No: 43645. Voltage: 250V. Current: 5.0A max. Housing: high-temperature LCP, UL 94V-0. Mate with **43645 series** receptacles. Compatible with PC board snap-in peg locks.

Mfg. Part No.	Circuits	Plating	Pkg. of	Stock No.	Price Each 1-9
● 43650-0200	2	Tin	1	18M8105	1.73
● 43650-0201	2	15μ″ Gold	1	38C9854	1.70
● 43650-0300	3	Tin	1	38C9855	1.30
● 43650-0400	4	Tin	1	38C9857	2.27
● 43650-0500	5	Tin	1	38C9859	2.78

SMT WITH PC BOARD PRESS-FIT RETENTION CLIPS

Mfg. Part No.	Circuits	Plating	Pkg. of	Stock No.	Price Each 1-9
● 43650-0204*	2	15μ″ Gold	1	50H8216	2.42
● 43650-0310	3	15μ″ Gold	10	28M9402	57.72
● 43650-0403*	4	Tin	10	96H0073	1.70
● 43650-0503*	5	Tin	10	18M8112	2.99
● 43650-0604*	6	15μ″ Gold	10	28M9403	42.84

*SMT compatible

SMT WITH SOLDER TABS

● 43650-0212	2	Tin	10	18M8106	47.56
● 43650-0412	4	Tin	10	71H3413	3.68
● 43650-0413	4	15μ″ Gold	10	71H3414	6.09
● 43650-0512	5	Tin	1	50H8217	5.11
● 43650-0612	6	Tin	10	71H3416	4.42
● 43650-0613	6	15μ″ Gold	10	71H3417	5.55

SMT COMPATIBLE WITH PC BOARD POLARIZING PEGS

● 43650-0215	2	Tin	1	18M8107	0.96
● 43650-0216	2	15μ″ Gold	10	19M1087	1.62
● 43650-0315	3	Tin	10	18M8109	1.84
● 43650-0316	3	15μ″ Gold	1	18M8110	1.70
● 43650-0415	4	15μ″ Gold	10	95C1789	1.77
● 43650-0416	4	15μ″ Gold	1	53H6709	1.56
● 43650-0515	5	Tin	10	73C4455	1.70
● 43650-0516	5	15μ″ Gold	1	18M8113	2.52
● 43650-0615	6	Tin	10	18M8115	2.63
● 43650-0616	6	15μ″ Gold	10	71H3419	2.81

43020 SERIES DUAL-ROW, PLUGS WITH PANEL MOUNT EARS — FIG. 3
Fully isolated contacts. Fully polarized to mating receptacle. UL File No: E29179. CSA File No: LR19980. TÜV License No: R95107. Mate with **43025 series** receptacles. Panel Mount and Free Hanging styles. For use with **43031 series** terminals.

Mfg. Part No.	Circuits	Pkg. of	Stock No.	Price Each 1-9
● 43020-0200	2	1	38C9807	0.43
● 43020-0201*	2	1	18C5421	0.38
● 43020-0400	4	1	38C9808	0.50
● 43020-0600	6	1	38C9809	0.69
● 43020-0601*	6	1	95H7491	0.77
● 43020-0800	8	1	38C9810	0.95
● 43020-1000	10	1	18M8093	1.37
● 43020-1001*	10	1	95C1443	0.94
● 43020-1200	12	1	38C9812	1.54
● 43020-1201*	12	1	18M8094	0.96

* Free Hanging

43045 SERIES DUAL-ROW HEADERS, RIGHT ANGLE — NOT SHOWN
Fully isolated contacts. Fully polarized to mating receptacle. Mate with **43025 series** receptacles. Panel Mount and Free Hanging styles. For use with **43031 series** terminals.

➤ CONTINUED ➤

0.118″ (3.00) MICRO-FIT 3.0™ PLUGS AND HEADERS (CONT.)

Mfg. Part No.	Circuits	Plating	Pkg. of	Stock No.	Price Each 1-9
● 43045-1400	14	Tin	1	56H9590	3.92
● 43045-1600	16	Tin	1	56H9616	4.37
● 43045-1800	18	Tin	1	56H9640	4.09
● 43045-2000	20	Tin	1	56H9665	4.57
● 43045-2400	24	Tin	1	56H9717	6.56
● 430451402	14	30u″ Gold	1	01J8217	5.16
● 43045-1602	16	30u″ Gold	1	56H9617	5.74
● 43045-1802	18	30u″ Gold	1	01E9722	6.47
● 43045-2202	22	30u″ Gold	1	56H9695	7.90
● 43045-2402	24	30u″ Gold	1	01H9953	8.63

43045 SERIES DUAL-ROW VERTICAL HEADERS — NOT SHOWN
Fully isolated contacts. Fully polarized to mating receptacle. UL File No: E29179. CSA File No: LR19980. TÜV License No: R72040445. Mate with **43025 series** receptacles. Panel Mount and Free Hanging styles. For use with **43031 series** terminals.

Mfg. Part No.	Circuits	Plating	Pkg. of	Stock No.	Price Each 1-9
● 43045-0412	4	Tin	1	97C4999	0.96
● 43045-1412	14	Tin	1	85C2146	3.25
● 43045-1612	16	Tin	1	85C2148	3.62
● 43045-1812	18	Tin	1	09H2224	4.06
● 43045-2212	22	Tin	1	97C5009	4.96
● 43045-2412	24	Tin	1	09H2227	5.41
● 43045-0814	8	30u″ Gold	1	56H9522	2.33
● 43045-1414	14	30u″ Gold	1	56H9599	5.13
● 43045-1614	16	30u″ Gold	1	56H9624	5.69
● 43045-1814	18	30u″ Gold	1	56H9649	5.32
● 43045-2014	20	30u″ Gold	1	56H9676	7.90
● 43045-2414	24	30u″ Gold	1	56H9726	7.12

(69946)

0.118″ (3.00) MICRO-FIT 3.0™ RECEPTACLE HOUSINGS

RoHS Compliant Available

molex

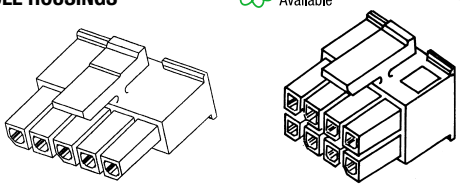

Fig. 1 Fig. 2

Designed on a 3.0mm grid for rugged wire-to-wire applications. The positive latch secures the housing to the header. Fully isolated terminal silos reduce arcing potential. Rated UL94V-0. Integral pull tabs for ease in unmating. **43025 series** mates with **43020 series** plugs, *ordered on this page*, and **43045 series** plugs, *ordered on page 754*. **43645 series** mates with **43640** and **43650 series** headers and plugs, *ordered on this page*. Both series for use with **43030 series** terminals, *ordered on page 756*.

43645 SERIES SINGLE ROW RECEPTACLES—FIG. 1

Mfg. Part No.	Circuits	Stock No.	Price Each 1-9	Price Each 10-24
● 43645-0200	2	51B1470	0.36	0.33
● 43645-0300	3	38C9850	0.39	0.36
● 43645-0400	4	38C9851	0.55	0.51
● 43645-0500	5	92B2322	0.98	0.88
● 43645-0600	6	38C9852	0.95	0.87
● 43645-0800	8	57H0290	0.91	0.83
● 43645-1100	11	57H0291	1.15	1.06

43025 SERIES DUAL ROW RECEPTACLES—FIG. 2

● 43025-0200	2	38C9813	0.34	0.31
● 43025-0400	4	38C9814	0.66	0.61
● 43025-0600	6	38C9815	0.51	0.46
● 43025-0800	8	38C9816	0.57	0.53
● 43025-1000	10	27C6712	1.05	0.97
● 43025-1200	12	38C9817	1.23	1.12
● 43025-1400	14	56H9403	1.46	1.35
● 43025-1600	16	56H9404	1.69	1.56
● 43025-1800	18	56H9405	1.89	1.75
● 43025-2000	20	56H9406	2.10	1.93
● 43025-2400	24	56H9408	2.53	2.33

(16739)

0.118″ (3.00) MICRO-FIT BMI™ CONNECTORS

RoHS Compliant Available

molex

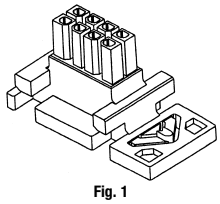

Fig. 1

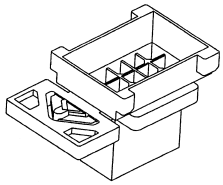

Fig. 2

- Designed For Use in Standard 1.57mm (0.062″) Thick Panels
- Housing Rated UL94V-0, 5A Current
- Voltage: 250VACrms or DC
- Temperature Range: -40°C to +105°C

44133 SERIES DUAL ROW, PANEL RECEPTACLES—FIG. 1

Mfg. Part No.	Circuits	Stock No.	Price Each 1-9	Price Each 10-24
● 44133-0400	4	28M9407	1.07	1.03
● 44133-0600	6	25C5096	1.51	1.45
● 44133-0800	8	25C5097	1.70	1.64
● 44133-1200	12	18M8120	2.57	2.48
● 44133-1600	16	25C5101	2.07	2.00
● 44133-1800	18	25C5102	2.13	2.05
● 44133-2000	20	25C5103	3.50	3.37
● 44133-2200	22	25C5104	3.79	3.65
● 44133-2400	24	26M8380	4.18	4.02

44300 SERIES DUAL ROW, PANEL PLUGS—FIG. 2

● 44300-0400	4	18M8128	1.22	1.17
● 44300-0600	6	28M9410	1.51	1.45
● 44300-0800	8	18M8129	1.70	1.64
● 44300-1200	12	25C5110	1.70	1.64
● 44300-1600	16	25C5112	3.16	3.04
● 44300-1800	18	25C5113	2.62	2.53
● 44300-2000	20	25C5114	2.38	2.29
● 44300-2200	22	25C5115	2.61	2.51
● 44300-2400	24	25C5116	3.78	3.64

44769 SERIES DUAL ROW, VERTICAL HEADER—NOT SHOWN

Mfg. Part No.	Description	Circuits	Stock No.	Price Each 1-9	Price Each 10-24
44133-0400.	Vertical, mates with 44300	12	25C5095	0.75	0.72

44432 SERIES DUAL ROW, VERTICAL HEADER—NOT SHOWN

Mfg. Part No.	Description	Circuits	Stock No.	Price Each 1-9	Price Each 10-24
44133-0400.	Straight board connector, mates with 44133	10	25C5095	0.75	0.72

44428 SERIES DUAL ROW, RIGHT ANGLE BOARD HEADER—NOT SHOWN

Mfg. Part No.	Description	Circuits	Stock No.	Price Each 1-9	Price Each 10-24
44133-0400.	Right angle board connector, mates with 44133	12	25C5095	0.75	0.72

(69945)

0.118″ (3.00) MICRO-FIT 3.0™ TERMINALS

RoHS Compliant Available

molex

- Voltage: 250V
- Current: 5.0A max.
- Contact Resistance: 10mΩ max.

Designed with 4 points of contact to provide a reliable interface. Phosphor bronze terminals with tin and gold plating. Current: 5A. *Order crimp tools separately below.* **Terminals are sold in packages of 100. Crimp tools are sold individually.**

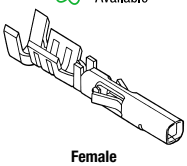

Female

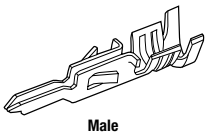

Male

0.118″ MICRO-FIT 3.0™ TERMINALS -SOLD IN PKG. 100

Mfg. Part No.	Description	AWG	Pkg. of	Stock No.	Price per Pkg. 1-4	Price per Pkg. 5-9
● 43030-0007	Female/Tin	20-24	100	01F1902	12.70	12.07
● 43030-0010	Female/Tin	26-30	100	01F1903	20.56	19.53
● 43030-0009	Female/30µ″ Gold	20-24	100	35C4031	19.27	18.31
● 43030-0012	Female/30µ″ Gold	26-30	100	35C4032	25.54	24.26
● 43031-0007	Male/Tin	20-24	100	93B1638	13.03	12.38
● 43031-0010	Male/Tin	26-30	100	18M8096	17.48	16.61
● 43031-0009	Male/30µ″ Gold	20-24	100	35C4033	25.46	24.19
● 43031-0012	Male/30µ″ Gold	26-30	100	35C4035	31.00	29.45

➤ CONTINUED ➤

0.118″ (3.00) MICRO-FIT 3.0™ TERMINALS (CONT.)

0.118″ MICRO-FIT TERMINALS - SOLD IN REELS OF 12000

Mfg. Part No.	Description	AWG	Reel Qty.	Tape and Reel Stock No.	Tape and Reel Price Each 1-11999
● 43030-0001	Female/Tin	20-24	12000	95H7384	0.05
● 43030-0002	Female/15µ″ Gold	20-24	12000	73C0856	0.08
● 43030-0003	Female/30µ″ Gold	20-24	12000	95H7385	0.09
● 43031-0002	Male/15µ″ Gold	20-24	12000	90C0762	0.07
● 43031-0003	Male/30µ″ Gold	20-24	12000	95H7388	0.10

CRIMP AND EXTRACTION TOOLS FOR 0.118″ MICRO-FIT 3.0™ APPLICATIONS

Mfg. Part No.	Description	Stock No.	Price Each
63811-1000	Universal Crimp Tool	92B5121	62.10
638-11-2800	Crimp Tool	19C9200	310.50
11-03-0043	Extraction Tool	94B5648	20.70

(16741)

0.264″ (6.71) PITCH, 0.093″ (2.36) PIN AND SOCKET CONNECTORS

TUV Rheinland

RoHS Compliant Available

molex

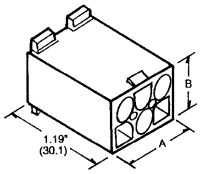

Fig. 1
Free-Hanging Plug

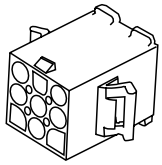

Fig. 2
Panel Mount Plug

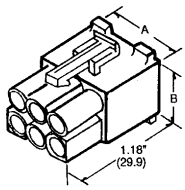

Fig. 3
Receptacle

- Voltage: 600V
- Panel Thickness: 0.078″ (2.00mm) Max.
- Wire Size: 14-20, 18-22, 22-24, 24-30 AWG
- Dielectric Withstanding Voltage: 5000 V AC rms
- Operating Temperature: -40 to +105°C

Nylon connector housings are similar to standard **.093 series** except feature positive locks and fully isolated terminals. Polarized housing assures proper mating. Male and female terminals can be used in receptacle and plug housings, *ordered separately on page 760. Order installation tooling separately, go online or call.* UL recognized, CSA certified, TÜV approved.

3191 SERIES 0.093″ FREE-HANGING PLUGS 94V-2 - FIG. 1

Mfg. Part No.	Circuits	Amps Per Circuit	Dimensions (Inches) A	Dimensions (Inches) B	Stock No.	Price Each 1-9
● 19-09-2029	2	12	0.580	0.320	18M7954	0.39
● 19-09-2039	3	11	0.850	0.320	38C9045	0.30
● 19-09-2049	4	9	1.110	0.320	38C9047	0.38
● 19-09-2069	6	9	0.850	0.590	38C9048	0.44
● 19-09-2099	9	9	0.850	0.870	72K1775	0.62
19-09-2129	12	9	1.110	0.792	38C9052	0.41
19-09-2159	15	9	1.380	1.056	25C7554	0.84

3191 SERIES 0.093″ PANEL MOUNT PLUGS 94V-2 - FIG. 2

19-09-2018	1	12	0.320	...	98B6403	0.23
● 19-09-2028	2	12	0.580	0.320	38C9043	0.35
● 19-09-2038	3	11	0.850	0.320	38C9044	0.23
● 19-09-2048	4	9	1.110	0.320	38C9046	0.30
● 19-09-2068	6	9	0.850	0.528	18M7956	0.46
● 19-09-2098	9	9	0.850	0.528	38C9049	0.62
19-09-2128	12	9	1.110	0.792	38C9051	0.86
● 19-09-2158	15	9	1.380	1.056	38C9053	0.84

3191 SERIES 0.093″ RECEPTACLES 94V-2 - FIG. 3

● 19-09-1019	1	12	0.300	...	38C9036	0.27
● 19-09-1029	2	12	0.560	0.300	72K1774	0.42
● 19-09-1039	3	11	0.830	0.300	38C9038	0.31
● 19-09-1049	4	9	1.090	0.300	38C9039	0.47
● 19-09-1069	6	9	0.830	0.560	38C9040	0.31
● 19-09-1099	9	9	0.830	0.830	38C9041	0.49
19-09-1129	12	9	1.090	0.792	38C9042	0.70
● 19-09-1159	15	9	1.350	0.83	18M7952	0.61

3191 SERIES 0.093″ PLUG FREE HANGING 94V-0 - FIG. 1

● 19-09-2016	1	12	0.300	...	94H6937	0.68
● 19-09-2026	2	12	0.590	0.264	18M7953	0.74
● 19-09-2036	3	11	0.830	0.300	26H1521	0.78
19-09-2046	4	9	1.110	0.792	94H6938	0.78
● 19-09-2066	6	9	0.850	0.528	18M7955	0.81
● 19-09-2096	9	9	0.830	0.528	55H2698	1.01
19-09-2126	12	9	1.110	0.792	22C6724	0.89
19-09-2156	15	9	1.380	1.056	94H6939	0.79

➤ CONTINUED ➤

0.264″ (6.71) PITCH, 0.093″ (2.36) PIN AND SOCKET CONNECTORS (CONT.)

3191 SERIES 0.093″ RECEPTACLE 94V-0 - FIG. 3

Mfg. Part No.	Circuits	Amps Per Circuit	Dimensions (Inches) A	Dimensions (Inches) B	Stock No.	Price Each 1-9
● 19-09-1016	1	12	0.300	...	55H2647	0.38
● 19-09-1026	2	12	0.580	0.320	20M7076	0.70
● 19-09-1036	3	11	0.830	0.528	91B7564	0.55
● 19-09-1046	4	9	1.110	0.320	55H2657	0.83
19-09-1066	6	9	0.830	0.528	90B9623	0.99
19-09-1096	9	9	0.830	0.528	94H6935	0.70
19-09-1126	12	9	1.090	0.792	83C8069	0.95
19-09-1156	15	9	1.350	1.056	94H6936	0.66

(8348)

0.264″ (6.71) PITCH .093″ PIN AND SOCKET HEADER

RoHS Compliant Available

molex

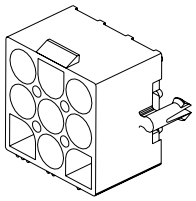

- Voltage: 600V
- Current: 12.0A max.
- Dielectric Withstanding Voltage: 5000V AC rms
- Operating Temperature: -40 to +105°C

5219 series are tin-plated, contacts brass, positive lock, fully isolated terminals, polarized nylon housing assures proper mating. Mate with **3191 series** receptacle housings.

Mfg. Part No.	Circuits	Amperes Per Circuit	Stock No.	Price Each 1-24
● 15-31-1026	2	12	95H9615	0.94
● 15-31-1046	4	9	70C3600	1.46
● 15-31-1096	9	9	95H9616	5.22

(78254)

0.295″ (7.50) PITCH SABRE™ CONNECTOR HOUSINGS

TUV Rheinland

RoHS Compliant Available

molex

- Patented new integral Terminal Position Assurance (TPA) on mated male and female terminal virtually eliminates terminal backout
- Polarized housing provides proper mating
- Terminals are fully isolated in housing
- Positive latch reduces accidental disengagement from receptacle
- 44441 Series mates with 43680 Series Plugs or 43160 Series headers

Voltage: 600V. Current: 18A. Insulation resistance: 1000mOhms min. Housing: nylon, UL94V-0. Operating temperature: -40°C to +75°C. **44441 series** for use with **type 43375** terminal order separately *on pages 757-758*. **43680 series** plug housings for use with **type 43178** terminals order separately *on pages 757-758*. UL recognized, CSA certified.

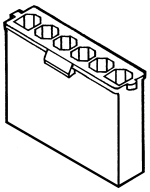

Fig. 1

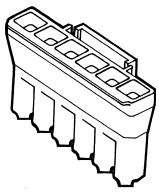

Fig. 2

SINGLE ROW PLUG HOUSINGS, FIG. 1

Mfg. Part No.	Circuits	Stock No.	Price Each 1-9
● 43680-2002	2	54H0273	0.82
● 43680-2003	3	54H0274	1.24
● 43680-2004	4	54H0275	1.27
● 43680-2005	5	54H0276	1.12
● 43680-2006	6	34C9580	1.79
SINGLE ROW RECEPTACLE HOUSINGS, FIG. 2			
● 44441-2002	2	54H0277	0.78
● 44441-2003	3	54H0278	1.11
● 44441-2004	4	54H0279	1.31
● 44441-2005	5	54H0280	1.62
● 44441-2006	6	54H0281	1.65

(75610)

0.295″ (7.50) PITCH SABRE™ WIRE-TO-BOARD HEADERS

RoHS Compliant Available

molex

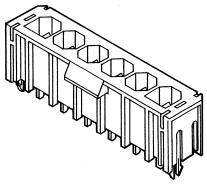

Fig. 1

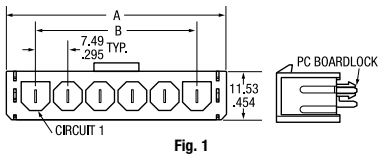

Fig. 1

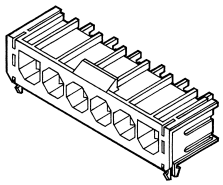

Fig. 2

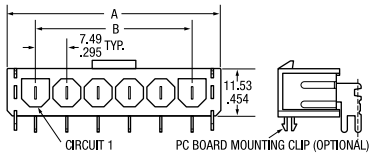

Fig. 2

- Sized 2 to 6 Circuits
- Wire-to-Board
- Surface Mount Compatible
- Optional Boardlock Feature Offered in 0.062″ (1.57), 0.093″ (2.36), and 0.125″ (3.18mm) Lengths
- Positive Lock
- Fully Polarized

Voltage: 600V. Current: 18A. Contact resistance: 10mOhms (max.). Dielectric withstanding voltage: 5000V. Insulation resistance: 1000mOhms (min.). Housing: Black glass filled nylon, UL94V-0. Contact: Brass. Plating: Tin. Operating temperature: -40°C to +75°C. UL recognized, CSA certified.

VERTICAL HEADERS, SINGLE ROW, WITHOUT BOARDLOCKS, FIG. 1

Mfg. Part No.	Circuits	Dimensions A	Dimensions B	Stock No.	Price Each 1-9
● 43160-0102	2	0.830″ (21.08)	0.295″ (7.49)	54H0250	2.44
● 43160-0103	3	1.125″ (28.58)	0.590″ (14.99)	54H0251	2.60
● 43160-0104	4	1.420″ (36.07)	0.885″ (22.48)	54H0252	3.60
● 43160-0105	5	1.715″ (43.56)	1.180″ (29.97)	54H0253	4.16
● 43160-0106	6	2.010″ (51.05)	1.475″ (37.47)	54H0254	4.72
VERTICAL HEADERS, SINGLE ROW, WITH BOARDLOCKS, FIG. 1					
● 43160-2102	2	0.830″ (21.08)	0.295″ (7.49)	54H0260	2.18
● 43160-2103	3	1.125″ (28.58)	0.590″ (14.99)	54H0261	3.04
● 43160-2104	4	1.420″ (36.07)	0.885″ (22.48)	54H0262	3.92
● 43160-2105	5	1.715″ (43.56)	1.180″ (29.97)	54H0263	3.67
● 43160-2106	6	2.010″ (51.05)	1.475″ (37.47)	28C0285	3.48
RIGHT-ANGLE HEADERS, SINGLE ROW, WITHOUT BOARDLOCKS, FIG. 2					
● 43160-1102	2	0.830″ (21.08)	0.295″ (7.49)	54H0255	2.60
● 43160-1103	3	1.125″ (28.58)	0.590″ (14.99)	54H0256	3.32
● 43160-1104	4	1.420″ (36.07)	0.885″ (22.48)	54H0257	3.92
● 43160-1105	5	1.715″ (43.56)	1.180″ (29.97)	54H0258	3.60
● 43160-1106	6	2.010″ (51.05)	1.475″ (37.47)	54H0259	5.16
RIGHT-ANGLE HEADERS, SINGLE ROW, WITH BOARDLOCKS, FIG. 2					
● 43160-3102	2	0.830″ (21.08)	0.295″ (7.49)	54H0264	2.46
● 43160-3103	3	1.125″ (28.58)	0.590″ (14.99)	54H0265	3.26
● 43160-3104	4	1.420″ (36.07)	0.885″ (22.48)	54H0266	3.49
● 43160-3105	5	1.715″ (43.56)	1.180″ (29.97)	54H0267	5.00
● 43160-3106	6	2.010″ (51.05)	1.475″ (37.47)	54H0268	5.00

(75611)

0.295″ (7.50) PITCH SABRE™ TERMINALS

RoHS Compliant Available

molex

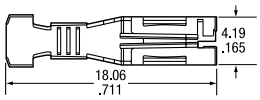

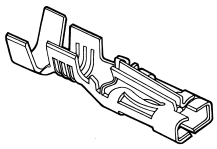

Female

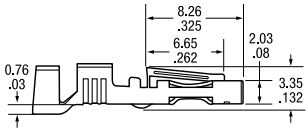

Female

➤CONTINUED➤

0.295″ (7.50) PITCH SABRE™ TERMINALS (CONT.)

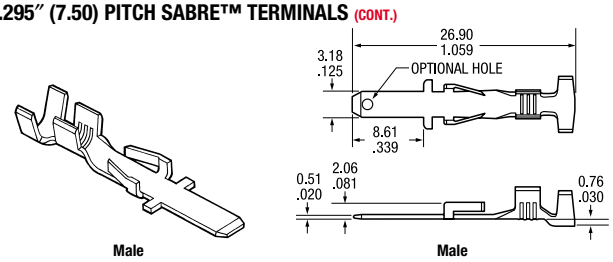

Type 43375 female terminals use with **44441 series** receptacle housings ordered separately *on page 757*. **Type 43178** male terminals for use with **43680 series** plug housings ordered separately *on this page*. Contact: Brass. Plating: Tin. Operating temperature: -40°C to +75°C. UL recognized, CSA certified. **Terminals are sold in packages of 100. Order crimp and extraction tools separately below**.

7.50mm (0.295″) PITCH SABRE™ TERMINALS

Mfg. Part No.	AWG	Form	Insulation Diameter Max.	Stock No.	Price Each 1-4
● 43375-0001	14-18	Female	0.130″ (3.30)	**54H0271**	11.84
● 43375-1001	14-18*	Female	0.180″ (4.57)	**54H0272**	12.74
● 43178-1002	18	Male	0.130″ (3.30)	**54H0269**	17.65
● 43178-2002	14-18*	Male	0.180″ (4.57)	**54H0270**	17.01

* 18 AWG double wire crimp

CRIMP AND EXTRACTION TOOLS

Mfg. Part No.	Description	Stock No.	Price Each
63811-0400	Crimp Tool for Power Connectors, 14-18 AWG, Female	**74C0311**	517.50
63811-0600	Crimp Tool for Power Connectors, 18 AWG, Male	**25M4929**	299.25
63813-0500	Extraction Tool - Female	**89C0299**	41.40
63813-0800	Extraction Tool - Male	**54H1013**	124.20

(75612)

0.393″ (10.00) PITCH Mini-Fit, Sr.™ HOUSINGS

RoHS Compliant Available

molex

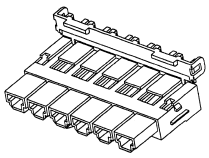

Fig. 1

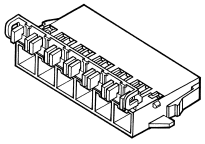

Fig. 2



- High current
- Fully polarized
- Positive locks
- Low engagement force
- Mandatory terminal position assurance (TPA) DIP
- 42816 series mates with 42818 series plug or 42819/42820 series headers
- 42918 series mate with 42816 series receptacles

Feature polyester housings, rated UL94V-0. Voltage: 600V. Current: 50A max. Insulation resistance: 1000mΩ (min.). Operating temperature: -40°C to +105°C. **42816 series** receptacle housings for use with **type 42815** female terminals; *order separately on this page*. **42818 series** panel mount plug housings for use with **type 42817** male terminals; *order separately on this page*. UL recognized, CSA certified, TUV approved.

42816 SERIES RECEPTACLE HOUSINGS, FIG. 1

Mfg. Part No.	Circuits	Stock No.	Price Each 1-9
● 42816-0212	2	**38C9789**	0.76
● 42816-0312	3	**38C9790**	0.84
● 42816-0412	4	**38C9791**	1.08
● 42816-0512	5	**92B3828**	1.33
● 42816-0612	6	**38C9792**	1.26
42818 SERIES PLUG HOUSINGS, PANEL MOUNT, FIG. 2			
● 42818-0212	2	**38C9793**	0.89
● 42818-0312	3	**38C9794**	1.01
● 42818-0412	4	**38C9795**	1.25
● 42818-0512	5	**38C9796**	1.31
● 42818-0612	6	**38C9797**	1.45

(75613)

0.393″ (10.00) PITCH Mini-Fit, Sr.™ HEADERS

TUV Rheinland

RoHS Compliant Available

molex

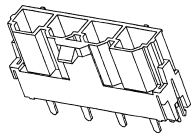

Fig. 1

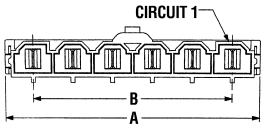

Fig. 1

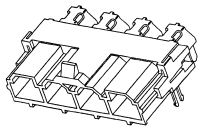

Fig. 2

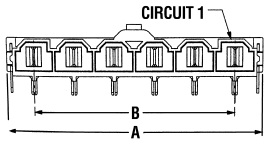

Fig. 2

Features:

- High Current
- Fully Polarized
- Positive Locks
- Low Engagement Force
- Wire-to-Board
- Metal Boad Retention Clip
- Surface Mount Compatible

Voltage: 600V. Current: 48A max. Contact resistance: 1.5mΩ (max.). Dielectric withstanding voltage: 2200V. Insulation resistance: 1000 mΩ (min.). Housing: Glass-filled, ⅘ nylon. UL 94V-0. Contact: Copper alloy. Plating: Tin over nickel. Operating temperature: -40°C to +105°C. UL recognized, CSA certified, TUV licensed.

VERTICAL, SINGLE ROW, METAL CLIP MOUNT, SMC — FIG. 1

Mfg. Part No.	Circuits	Dimensions A	Dimensions B	Stock No.	Price Each 1-9
● 42819-2212	2	0.937″ (23.82)	0.393″ (10.00)	**38C9798**	3.68
● 42819-3212	3	1.331″ (33.82)	0.787″ (20.00)	**38C9799**	5.44
● 42819-4212	4	1.725″ (43.82)	1.181″ (30.00)	**38C9800**	5.44
● 42819-5212	5	2.118″ (53.82)	1.574″ (40.00)	**38C9801**	7.74
● 42819-6212	6	2.512″ (63.82)	1.968″ (50.00)	**38C9802**	9.16
RIGHT-ANGLE, SINGLE ROW, METAL CLIP MOUNT, SMC — FIG. 2					
● 42820-2212	2	0.937″ (23.82)	0.393″ (10.00)	**18M8091**	4.98
● 42820-3212	3	1.331″ (33.82)	0.787″ (20.00)	**38C9803**	7.63
● 42820-4212	4	1.725″ (43.82)	1.181″ (30.00)	**38C9804**	8.09
● 42820-5212	5	2.118″ (53.82)	1.574″ (40.00)	**38C9805**	9.57
● 42820-6212	6	2.512″ (63.82)	1.968″ (50.00)	**38C9806**	11.30

(75614)

0.393″ (10.00) PITCH Mini-Fit, Sr.™ TERMINALS

TUV Rheinland

RoHS Compliant Available

molex

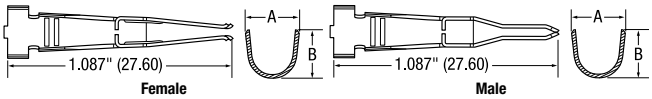

42815 female terminals mate with **42816 series** receptacle housings; *order separately on this page*. **42817** male terminals mate with **42818 series** plug housing; *order separately on this page*. Copper alloy terminals with tin-over-nickel plating, rated UL94V-0. Operating temperature: -40°C to +105°C. *Order crimp and extraction tools separately below*.

10.00mm (0.393″) PITCH Mini-Fit, Sr.™ TERMINALS

Mfg. Part No.	Form	AWG	Dimensions A	Dimensions B	Pkg. of	Stock No.	Price Each 1-9
● 42815-0041	Female	16-14	0.234″ (5.94)	0.224″ (5.69)	1	**86H2693**	0.64
● 42815-0011	Female	12-10	0.232″ (5.90)	0.260″ (6.60)	100	**35C4005**	65.82
● 42815-0031	Female	8	0.236″ (6.00)	0.216″ (5.50)	100	**35C4006**	74.58
● 42817-0041	Male	16-14	0.234″ (5.94)	0.216″ (5.50)	1	**86H7841**	0.64
● 42817-0011	Male	12-10	0.232″ (5.90)	0.260″ (6.60)	100	**35C4012**	68.12
● 42817-0031	Male	8	0.236″ (6.00)	0.216″ (5.50)	100	**35C4013**	79.28

CRIMP AND EXTRACTION TOOLS

Mfg. Part No.	Description	Stock No.	Price Each
63811-5000	Crimp Tool for Wire Size 16 thru 24 AWG	**10M6067**	237.15
63811-3800	Crimp Tool for Wire Size 14 and 16 AWG	**59H1443**	496.80
63811-1600	Crimp Tool for Wire Size 10 and 12 AWG	**23H0415**	496.80
63811-1500	Crimp Tool for Wire Size 8 AWG	**54H1012**	496.80
63813-0400	Extraction Tool	**23H0423**	103.50

(75615)

0.200″ (5.08) PITCH DISK DRIVE POWER CONNECTION SYSTEM

RoHS Compliant Available

molex

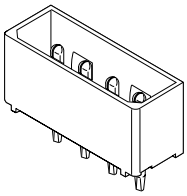

Vertical Header

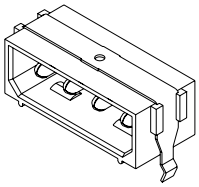

Right-Angle Header

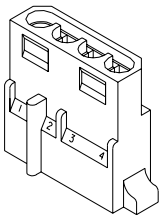

Housing

Right-Angle Header with Metal Strap Standard Polarization
- Voltage: 250V
- Current: 5.0A
- Contact Resistance: 10mΩ max.
- Dielectric Withstanding Voltage: 1500V AC
- Insulation Resistance: 1000 MΩ min.
- Operating Temperature: -40°C to +80°C
- UL recognized, CSA certified

Vertical Header
- Voltage: 250V
- Current: 10.0A
- Contact Resistance: 15mΩ max.
- Dielectrice Withstanding Voltage: 1500VAC
- Insulation Resistance: 5000 MΩ min.
- Operating Temperature: -40°C to +85°C
- UL recognized, CSA certified

Mfg. part no. 15-24-4048 vertical crimp housing constructed of PA polyamide nylon 6/6, flammability rated UL 94V-2, operating temperature: -10°C to +85°C. Accepts **8980P series** female crimp terminals, *ordered separately below.*

Mfg. Part No.	Description	PC Tail Length (in.)	Circuits	Stock No.	Price Each 1-24
15-24-4557	Shrouded Vertical Header without PCB Locator Peg	0.083	4	19K4370	1.38
15-24-4745	Shrouded Vertical Header without PCB Locator Peg	0.141	4	36K8062	1.12
53109-0410	Shrouded Right-Angle Pin Header with Metal Strap Standard Polarization	0.138	4	18M8177	2.79
15-24-4048	Vertical Female Crimp Housing		4	72C4904	0.43

8980P SERIES FEMALE CRIMP TERMINAL

Mfg. Part No.	Contact Plating	Wire Insulation Diameter	Pkg. of	Stock No.	Price per Pack 1-4
02-08-1202	Tin	0.080-0.108″ 2.03-2.74mm	100	95H7686	14.07

CRIMP TOOL

Mfg. Part No.	For Use With	Wire Gauge	Stock No.	Price per Pack 1-4
11010206	02-08-1202	22-14	01J4596	378.00

(78324)

0.062″ (1.57) PIN AND SOCKET CONNECTORS

RoHS Compliant Available

molex

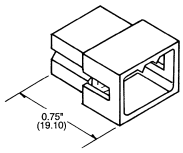

Fig. 1

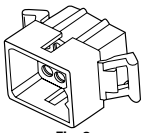

Fig. 2

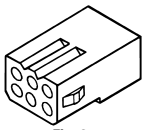

Fig. 3

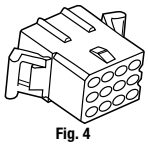

Fig. 4

- Nylon Housing, Rated UL 94V-2
- 0.145″ (3.68mm) Pitch
- Current: 5.0A Max.
- Voltage: 250V
- Dielectric Withstanding Voltage: 1500VACrms
- Operating Temperature: -40°C to +105°C

Pin and socket connectors feature friction lock and are panel and PC board mountable. Plugs and receptacles are available in free-hanging or panel mount wire-to-wire configurations. Polarized housings assure proper mating. Recommended panel thickness: 0.060″ (1.52) max. with grid spacing: 0.145″ (3.68). UL recognized E-29179, CSA certified.

0.062″ FREE-HANGING PLUGS - FIG. 1

Mfg. Part No.	Circuits	Amps Per Circuit	Stock No.	Price Each 1-9
03-06-2011	1	5	38C8706	0.11
03-06-2023	2	5	26C1313	0.21
03-06-2032	3	5	26C1308	0.27
03-06-2042	4 (1x4)	5	38C8709	0.24
03-06-2044	4 (2x2)	5	49H7700	0.27
03-06-2061	6	5	38C8712	0.41
03-06-2092	9	5	38C8715	0.42
03-06-2122	12	5	38C8717	0.43
03-06-2152	15	5	38C8719	0.54
03-06-2242	24	5	38C8721	1.57
03-06-2362	36	5	24M9747	11.00

0.062″ PANEL MOUNT PLUGS WITH MOUNTING EARS - FIG. 2

03-06-2024	2	5	38C8707	0.21
03-06-2033	3	5	38C8708	0.19
03-06-2041	4 (1x4)	5	51B1456	0.42
03-06-2043	4 (2x2)	5	27C6037	0.28
03-06-2054	5	5	38C8710	0.32

➤ CONTINUED ➤

0.062″ (1.57) PIN AND SOCKET CONNECTORS (CONT.)

0.062″ PANEL MOUNT PLUGS WITH MOUNTING EARS - FIG. 2

Mfg. Part No.	Circuits	Amps Per Circuit	Stock No.	Price Each 1-9
03-06-2091	9	5	38C8714	0.36
03-06-2121	12	5	38C8716	0.32
03-06-2151	15	5	38C8718	0.49
03-06-2241	24	5	18M7867	1.90
03-06-2361	36	5	24M9746	12.33

0.062″ FREE-HANGING RECEPTACLES - FIG. 3

Mfg. Part No.	Circuits	Amps Per Circuit	Stock No.	Price Each 1-9
03-06-1011	1	5	38C8694	0.10
03-06-1023	2	5	26C1314	0.21
03-06-1032	3	5	22C5334	0.18
03-06-1042	4 (1x4)	5	38C8696	0.38
03-06-1044	4 (2x2)	5	49H7699	0.25
03-06-1056	5	5	94F9651	0.34
03-06-1062	6	5	38C8699	0.41
03-06-1092	9	5	96B7033	0.35
03-06-1122	12	5	38C8702	0.35
03-06-1152	15	5	38C8703	0.54
03-06-1362	36	5	34C9517	2.23

0.062″ PANEL MOUNT RECEPTACLES WITH MOUNTING EARS - FIG. 4

03-06-1022	2	5	38C8695	0.13
03-06-1038	3	5	91B9677	0.18
03-06-1041	4 (1x4)	5	26C1682	0.30
03-06-1043	4 (2x2)	5	18M7863	0.29
03-06-1055	5	5	18M7864	0.30
03-06-1061	6	5	38C8698	0.41
03-06-1091	9	5	38C8700	0.36
03-06-1121	12	5	18M7865	0.32
03-06-6155	15	5	18M7868	0.70
03-06-1241	24	5	29M9968	1.06
03-06-1361	36	5	18M7866	1.52

(8437)

0.062″ (1.57) DIAMETER PIN AND SOCKET TERMINALS AND TOOLS

RoHS Compliant Available

molex

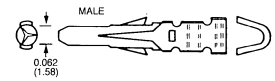

Male, Crimp

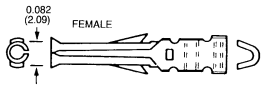

Female, Crimp

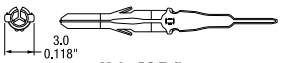

Male, PC Tail

Female, PC Tail

- Current: 5.0A max.
- Contact Resistance: 3.2mΩ max.
- Accomodates 18-30 Wire Gauge

For use in 0.062″ (1.57) pin and socket *order separately on this page.* Base material brass, Phosphor bronze base material available; *go online or call.*

CRIMP TERMINALS - SOLD IN PKG. OF 100

Mfg. Part No.	Plating	AWG	Insulation Diameter	Form	Pkg. of	Stock No.	Price per Pkg. 1-4
02-06-1103	Tin	18-24	0.060-0.120″	Female	100	35C4908	3.87
02-06-5103	15µ″ Gold	18-24	0.060-0.120″	Female	100	94F9644	31.28
02-06-1132	Tin	24-30	0.040-0.090″	Female	100	35C3677	4.42
02-06-5135	15µ″ Gold	24-30	0.040-0.090″	Female	100	49H7689	36.80
02-06-2103	Tin	18-24	0.060-0.120″	Male	100	35C4909	4.24
02-06-6103	15µ″ Gold	18-24	0.060-0.120″	Male	100	94F9646	30.92
02-06-2132	Tin	24-30	0.040-0.090″	Male	100	35C4910	4.60
02-06-6135	15µ″ Gold	24-30	0.040-0.090″	Male	100	49H7691	37.36

PC TAIL TERMINALS - SOLD IN PKG. OF 100

Mfg. Part No.	Plating	AWG	Insulation Diameter	Form	Pkg. of	Stock No.	Price per Pkg. 1-4
02-06-7103	Tin	…	…	Female	100	35C4911	11.60
02-06-8103	Tin	…	…	Male	100	35C4912	8.47
02-06-6122	20µ″ Gold	…	…	Male	100	49H7690	55.20

➤ CONTINUED ➤

0.062″ (1.57) DIAMETER PIN AND SOCKET TERMINALS AND TOOLS (CONT.)

CRIMP TERMINALS - SOLD IN REELS OF 6000

Mfg. Part No.	Plating	AWG	Insulation Diameter	Form	Pkg. of	Stock No.	Price per Pkg. 1-4
● 02-06-1101	Tin	18-24	0.060-0.120″	Female	6000	95H7531	0.04
● 02-06-5201	15µ″ Gold	18-24	0.060-0.120″	Female	6000	95H7533	0.27
● 02-06-2101	Tin	18-24	0.060-0.120″	Male	6000	95H7532	0.03

0.062″ (1.57) CRIMP AND EXTRACTION TOOLS

Mfg. Part No.	Description	Stock No.	Price Each
W-HT-1921-P	Prototype Crimp Tool	31F1049	12.48
11-01-0185	Production Crimp Tool	01C5247	202.50
W-HT-2285	Extraction Tool	30F773	9.82

(8435)

3

0.093″ (2.36) DIAMETER PIN AND SOCKET TERMINALS AND TOOLS

RoHS Compliant Available

molex

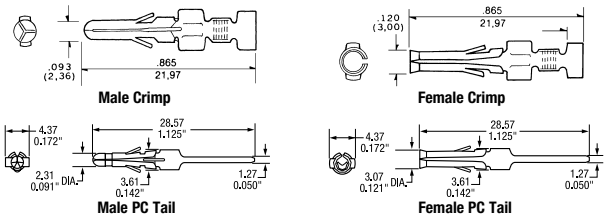

- Current: 12.0A max.
- Contact Resistance: 10 mΩ max.
- Dielectric Withstanding Voltage: 1500Vrms for 60 Seconds Min.
- Accomodates 14-30 Gauge Wire

For use in standard 0.093″ (2.36) or **3191 series** connectors: *ordered separately on pages 760-761*. Base material brass, phosphor bronze base material available; *go online or call.*

CRIMP TERMINALS — SOLD IN PKG. OF 100

Mfg. Part No.	Plating	AWG	Form	Stock No.	Price per Pkg. 1-4
● 02-09-1104	Tin	14-20	Female	35C3679	5.59
● 02-09-1119	Tin	18-22	Female	94F1671	6.01
● 02-09-5142	15µ″ Gold	18-22	Female	49H7695	66.24
● 02-09-1144	Tin	24-30	Female	18M7862	7.66
● 02-09-2103	Tin	14-20	Male	35C4914	6.01
● 02-09-6106	15µ″ Gold	14-20	Male	95H7547	64.17
● 02-09-2118	Tin	18-22	Male	35C4915	6.01
● 02-09-6123	15µ″ Gold	18-22	Male	49H7697	66.24
● 02-09-2143	Tin	24-30	Male	35C4916	6.63
● 02-09-6145	15µ″ Gold	24-30	Male	28M9322	76.59

CRIMP TERMINALS — SOLD IN REELS OF 7000

Mfg. Part No.	Plating	AWG	Form	Stock No.	Tape and Reel Price Each 1-6999
● 02-09-1102	Tin	14-20	Female	95H7543	0.04
● 02-09-1117	Tin	18-22	Female	18M7861	0.04
● 02-09-2101	Tin	14-20	Male	95H7545	0.04
● 02-09-2116	Tin	18-22	Male	95H7546	0.04

PC TAIL TERMINALS — SOLD IN PKG. OF 100

Mfg. Part No.	Plating	Detent	Form	Stock No.	Price per Pkg. 1-4
● 02-09-1134	Tin	...	Female	35C3680	14.29
● 02-09-2133	Tin	Yes	Male	49H7693	14.29
● 02-09-2134 *	Tin	No	Male	54H5038	0.18

*Sold individually

0.093″ (2.36) CRIMP AND EXTRACTION TOOLS

Mfg. Part No.	Description	Stock No.	Price Each
W-HT-1919-P	Prototype Crimp Tool	31F1048	12.48
63811-3200	Production Crimp Tool 14-22 AWG	88H1876	351.90
63811-3400	Production Crimp Tool 24-30 AWG	13H6351	310.50
● W-HT-2038-P	Extraction Tool	28M9313	9.82

(8436)

0.093″ (2.36) POWER CONNECTOR KIT

RoHS Compliant Available

molex

Enables assembly of male and female connector housings from single to 15-circuit. Kit contents listed below. UL recognized, CSA certified.

Product	Quantity	Product	Quantity
Single-Circuit Receptacle	25	Single-Circuit Plug	25
2- Circuit Receptacle	5	2-Circuit Plug	5
3-Circuit Receptacle	4	3-Circuit Plug	4
4-Circuit Receptacle	4	4-Circuit Plug	4
5-Circuit Receptacle	3	5-Circuit Plug	3
6-Circuit Receptacle	1	6-Circuit Plug	1
9-Circuit Receptacle	1	9-Circuit Plug	1
12-Circuit Receptacle	1	12-Circuit Plug	1
15-Circuit Receptacle	1	15-Circuit Plug	1
Crimping Tool	1	Terminal Ejector Tool	1
0.093″ Pin Diameter Terminal	200	...	...

Mfg. Part No.	Stock No.	Price Each
● WM-50	30F774	38.59

(69825)

0.198″ (5.03) PITCH, 0.093″ (2.36) PIN AND SOCKET CONNECTORS

RoHS Compliant Available

molex

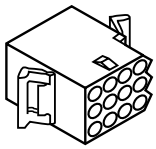

Fig. 1
Receptacle with Mounting Ears

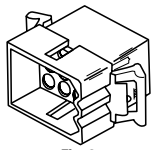

Fig. 2
Plug with Mounting Ears

- Passive (Friction) Lock
- Panel and PC Mountable
- Voltage: 250V
- Dielectric Withstanding Voltage: 1500VACrms
- Nylon Housing, Rated UL 94V-2
- Operating Temperature: -40°C to +105°C

Male and female terminals may be used in plug housings, *ordered separately on this page*. UL recognized, CSA certified.

0.093″ FREE-HANGING RECEPTACLES

Mfg. Part No.	Circuits	Amps Per Circuit	Stock No.	Price Each 1-9	Price Each 10-24
● 03-09-1011	1	12	38C8725	0.11	0.10
● 03-09-1022	2	12	38C8727	0.18	0.17
● 03-09-1032	3	12	38C8728	0.22	0.20
● 03-09-1042	4 (1 x 4)	9	38C8730	0.32	0.30
● 03-09-1049	4 (2 x 2)	9	38C8731	0.49	0.45
● 03-09-1054	5	9	38C8732	0.57	0.53
● 03-09-1064	6	9	20C8884	0.43	0.40
● 03-09-1094	9	9	01C0854	0.43	0.39
● 03-09-1126	12	7.5	38C8736	0.61	0.57
● 03-09-1157	15	7.5	38C8738	0.81	0.75

0.093″ PANEL MOUNT RECEPTACLES WITH MOUNTING EARS - FIG. 1

Mfg. Part No.	Circuits	Amps Per Circuit	Stock No.	Price Each 1-9	Price Each 10-24
● 03-09-1027	2	12	25C7411	0.19	0.17
● 03-09-1081	3	12	98B1452	0.30	0.28
● 03-09-1041	4 (1 x 4)	9	38C8729	0.36	0.33
● 03-09-1040	4 (2 x 2)	9	25C3768	0.50	0.47
● 03-09-1061	6	9	38C8733	0.34	0.31
● 03-09-1091	9	9	38C8734	0.58	0.54
● 03-09-1125	12	7.5	38C8735	0.56	0.52
● 03-09-1154	15	7.5	38C8737	1.02	0.94

0.093″ FREE-HANGING PLUGS

Mfg. Part No.	Circuits	Amps Per Circuit	Stock No.	Price Each 1-9	Price Each 10-24
● 03-09-2011	1	12	27C3603	0.13	0.12
● 03-09-2022	2	12	97B2624	0.28	0.26
● 03-09-2032	3	12	38C8741	0.33	0.30
● 03-09-2042	4 (4 x 1)	9	38C8744	0.38	0.34
● 03-09-2049	4 (2 x 2)	9	97B2623	0.48	0.44
● 03-09-2057	5	9	38C8745	0.63	0.58
● 03-09-2062	6	9	06C0400	0.43	0.40
● 03-09-2092	9	9	01C0850	0.55	0.50
● 03-09-2121	12	7.5	38C8748	0.61	0.56
● 03-09-2158	15	7.5	91B2370	0.87	0.80

0.093″ PANEL MOUNT PLUGS WITH MOUNTING EARS - FIG. 2

Mfg. Part No.	Circuits	Amps Per Circuit	Stock No.	Price Each 1-9	Price Each 10-24
● 03-09-2021	2	12	34C3363	0.28	0.26
● 03-09-2031	3	12	38C8740	0.32	0.30
● 03-09-2041	4	9	38C8743	0.39	0.36
● 03-09-2040	4 (2 x 2)	9	38C8742	0.60	0.55

➤ CONTINUED ➤

0.198″ (5.03) PITCH, 0.093″ (2.36) PIN AND SOCKET CONNECTORS (CONT.)

0.093″ PANEL MOUNT PLUGS WITH MOUNTING EARS - FIG. 2

Mfg. Part No.	Circuits	Amps Per Circuit	Stock No.	Price Each 1-9	Price Each 10-24
03-09-2061	6	9	38C8746	0.58	0.53
03-09-2091	9	9	38C8747	0.57	0.53
03-09-2122	12	7.5	38C8749	0.65	0.60
03-09-2159	15	7.5	38C8750	1.53	1.41

(8438)

0.125″ (3.18) HCS-125 SERIES SOLDER TERMINALS

RoHS Compliant Available

molex

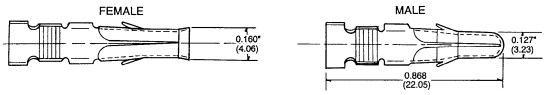

Terminals mate with **HCS-125 series** connectors, *sold separately on this page*. Current: 20A max. Contact resistance: 10mΩ max. Operating temperature: -40°C to +105°C. UL listed (file no. E29179), CSA certified (file no. LR19980). **Sold in packages of 100**.

0.125″ (3.18) BRASS TERMINALS

Mfg. Part No.	AWG	Insul. Dia.	Description	Stock No.	Price per Pkg. 1-9	Price per Pkg. 10-24
18-12-2602	10-14	0.180″	Male/Tin	35C5024	12.54	11.12
18-12-2222	16-18	0.120″	Male/Tin	35C5023	11.44	10.14
18-12-1602	10-14	0.180″	Female/Tin	18M7951	13.64	12.09
18-12-1222	16-18	0.120″	Female/Tin	35C5021	9.90	8.78

(8395)

HCS-125 SERIES 0.125″ (3.18) PIN AND SOCKET CONNECTORS

RoHS Compliant Available

molex

- Nylon Housing, Rated UL94V-2
- 0.330″ (8.38mm) Pitch
- Current: 20.0A
- Voltage: 600V
- Dielectric Withstanding Voltage: 1500VACrms
- Operating Temperature: -40°C to +105°C
- Wire Accomodation: 10-18 AWG

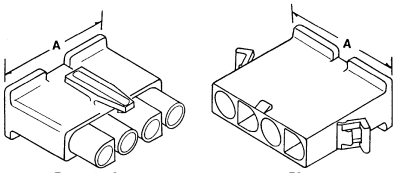

Receptacle Plug

HCS-125 series connectors meet the need for a connect system rated at greater than the industry-standard 12.0A per circuit. **HCS-125 series** is an enhanced version of Molex's proven 0.125″ system. Positive locks prevent accidental mismating. Fully isolated terminals for terminal protection. Pull tabs. For use with 0.125″ terminals and crimp tools; *ordered separately on this page*. UL recognized, CSA certified.

42179 SERIES SINGLE-ROW RECEPTACLES

Mfg. Part No.	Circuits	Dim. A	Panel Cutout*	Stock No.	Price Each 1-9
03-12-1016	1	0.36″	0.531″	18M7870	0.79
03-12-1026	2	0.69″	0.851″	38C8752	0.95
03-12-1036	3	1.02″	1.181″	38C8753	1.05
42179 SERIES SINGLE-ROW FREE HANGING PLUGS					
03-12-2016	1	0.36″	0.521″	38C8756	0.42
03-12-2026	2	0.69″	0.851″	38C8758	0.86
03-12-2036	3	1.02″	1.181″	38C8760	1.54
03-12-2046	4	1.35″	1.511″	18M7872	0.79
42179 SERIES SINGLE-ROW PANEL MOUNT PLUGS					
03-12-2025	2	0.69″	0.851″	38C8757	0.93
03-12-2035	3	1.02″	1.181″	18M7871	1.20
03-12-2045	4	1.35″	1.511″	38C8761	0.67

*Complete panel cutout = dimension A shown in table x 0.440″ (11.18)

(8347)

Online today. On your desk tomorrow.

- Best products, great value.
- No minimum order fees, no hassles.

Visit us **online** today.

(94640)

"TOY CAR" BATTERY CONNECTORS

RoHS Compliant Available

molex

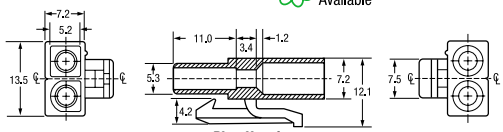

Plug Housing

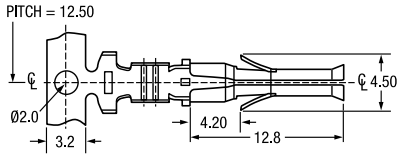

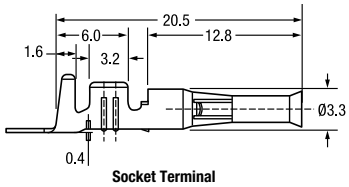

Socket Terminal

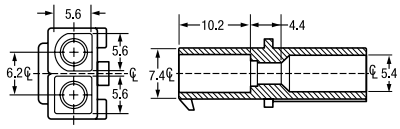

Receptacle Housing

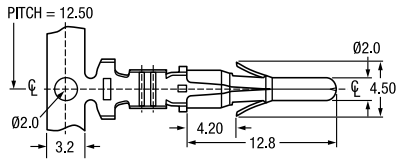

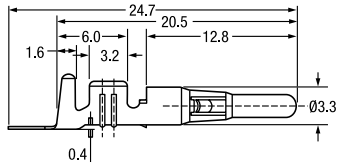

Pin Terminal

- 15A Current Rating Per Circuit
- 300V Rating
- 14-20 AWG Wire Range
- Housing: Nylon 6/6, UL94V-2
- Industry Standard Product for Radio Controlled Toy Cars

Connectors are **sold in packages of 10**. Crimp tool is **sold individually**.

"TOY CAR" BATTERY CONNECTORS

Mfg. Part No.	Description	Stock No.	Price per Package 1-4	Price per Package 5-9
351-43-0201	Plug Housing	18M8047	1.89	1.80
351-41-0201	Receptacle Housing	54H0246	2.00	1.91
35727-0201	Pin Terminal	18M8048	0.05	0.05
35728-0201	Socket Terminal	18M8049	0.04	0.04

CRIMP TOOL

Mfg. Part No.	Description	Stock No.	Price Each
63811-1000	Crimp Tool for 14-24 AWG	92B5121	62.10

(75617)

PIN & SOCKET CONNECTORS

TRIM TRIO™ RECTANGULAR SELF-MOUNTING CONNECTORS

SOURIAU Connection Technology

RoHS Compliant Available

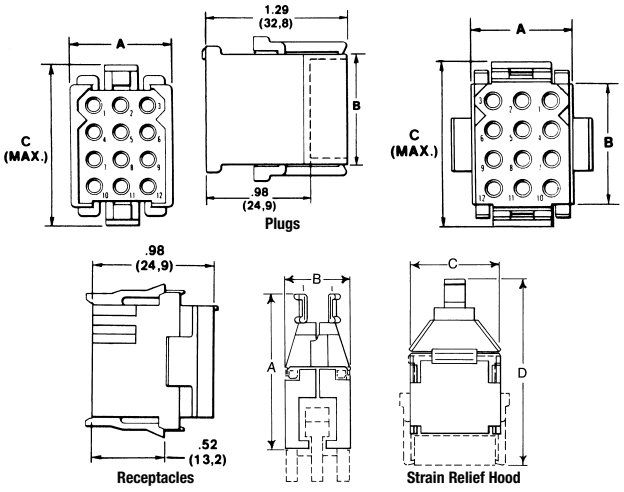

- Self mounting, no extra hardware required
- All plastic construction
- Lightweight and economical
- Available with accessory strain relief hood

- Operating temperature: -55°C to 105°C
- Operating voltage: 250V
- Current rating: 5 to 13A per contact
- Trim Trio contacts ordered seperately *on pages 834-835*

PLUGS

Mfg. Part No.	Contact Positions	Dimensions A	Dimensions B	Dimensions C (Max.)	Stock No.	Price Each 1-49	Price Each 50-99
● SMS2P-1	2	0.59″ (15.0)	0.33″ (8.4)	0.70″ (17.8)	**16F5779**	0.60	0.51
● SMS3P-1	3	0.73″ (18.5)	0.33″ (8.4)	0.70″ (17.8)	**16F5780**	0.63	0.53
● SMS4P-1	4	0.93″ (23.7)	...	0.70″ (17.8)	**84K9574**	0.93	0.79
● SMS6P-1	6	0.73″ (18.5)	0.53″ (13.5)	0.90″ (22.9)	**16F5781**	0.60	0.51
● SMS12P-1	12	0.73″ (18.5)	0.93″ (23.6)	1.30″ (33.0)	**16F5782**	0.72	0.61
● SMS24P-1	24	0.93″ (23.6)	1.33″ (33.8)	1.70″ (43.2)	**16F5783**	1.14	0.96
RECEPTACLES							
● SMS2R-1	2	0.43″ (10.9)	0.23″ (5.8)	0.60″ (15.2)	**16F5784**	0.84	0.71
● SMS3R-1	3	0.63″ (16.0)	0.23″ (5.8)	0.60″ (15.2)	**16F5785**	1.20	1.01
● SMS4R1	4	0.83″ (21.1)	0.23″ (5.8)	0.60″ (15.2)	**37B7764**	1.20	1.01
● SMS6R-1	6	0.63″ (16.0)	0.43″ (10.9)	0.80″ (20.3)	**16F5786**	1.80	1.52
● SMS12R-1	12	0.63″ (16.0)	0.83″ (21.1)	1.20″ (30.5)	**16F5787**	0.87	0.73
● SMS24R-1	24	0.83″ (21.1)	1.23″ (31.2)	1.60″ (40.6)	**16F5788**	2.04	1.72

STRAIN RELIEF HOODS

Mfg. Part No.	Contact Positions	Wire Bundle (Max.)	Dimensions A	Dimensions B	Dimensions C	Stock No.	Price Each 1-49
● SMS2H-1	2	0.33″ (8.4)	1.82″ (46.2)	0.66″ (16.7)	0.42″ (10.6)	**16F5789**	2.19
● SMS3H-1	3	0.33″ (8.4)	1.82″ (46.2)	0.76″ (19.3)	0.42″ (10.6)	**16F5790**	2.43
● SMS4H-1	4	0.39″ (10.0)	1.82″ (46.2)	0.96″ (24.3)	0.42″ (10.6)	**84K9573**	2.40
● SMS6H-1	6	0.33″ (8.4)	1.82″ (46.2)	0.76″ (19.3)	0.62″ (15.7)	**16F5791**	3.21
● SMS12H-1	12	0.40″ (10.2)	1.78″ (45.2)	0.76″ (19.3)	1.02″ (25.9)	**16F5792**	1.32
● SMS24H-1	24	0.50″ (12.7)	1.99″ (50.5)	0.96″ (24.3)	1.42″ (36.0)	**16F5793**	1.44

(8500)

Find application notes—fast.

Visit our information-rich portal designed for engineers & techs at www.newark.com/edworld

(94645)

TRIM TRIO RECTANGULAR CABLE CONNECTORS WITH STRAIN RELIEF

SOURIAU Connection Technology

RoHS Compliant Available

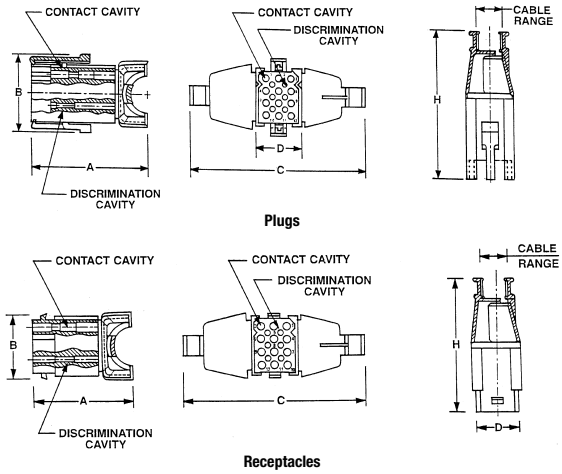

- Self mounting, no extra hardware required
- All plastic construction
- Lightweight and economical
- Integrated strain relief for wire management

- Operating temperature: -55°C to 105°C
- Operating voltage: 250V
- Current rating: 5 to 13A per contact
- Trim Trio contacts ordered seperately *on pages 834-835*

PLUGS

Mfg. Part No.	Contact Positions	Discrimination Positions	Dimensions (mm) A	Dimensions (mm) B	Dimensions (mm) D	Dimensions (mm) H	Stock No.	Price Each 1-99
● SMS3PDH1	3	...	43.0	16.4	18.6	57.1	**95B8020**	2.63
● SMS4PDH1	4	...	46.1	16.4	23.7	57.1	**95B8023**	2.16
● SMS6PDH1	6	2	42.5	21.5	18.6	58.8	**95B8025**	1.87
● SMS9PDH1	9	4	43.7	26.7	18.6	60.1	**95B8027**	2.48
● SMS12PDH1	12	6	46.0	31.7	18.6	60.6	**95B8011**	1.74
RECEPTACLES								
● SMS3RDH1	3	...	35.1	9.9	16.2	49.2	**95B8021**	2.95
● SMS4RDH1	4	...	38.2	9.9	21.2	49.2	**95B8024**	2.53
● SMS6RDH1	6	2	34.6	15.0	16.2	50.9	**95B8026**	2.92
● SMS9RDH1	9	4	35.8	20.0	16.2	52.2	**95B8028**	3.13
● SMS12RDH1	12	6	38.1	25.1	16.2	52.7	**95B8012**	3.37

(48998)

SOURIAU Connection Technology

Order Souriau Trim-Trio Contacts and Tools

on pages 834-836

(93065)

15/30/45 SERIES POWER CONNECTOR

RoHS Compliant Available

Tyco Electronics



- Color-coded modular housings
- Genderless housings
- Integral dovetails allow stacking of connectors
- Rugged design

Series 15/30/45 rated at 20 A w/16 AWG, 30 A w/12 AWG, 40 w/10 AWG, 600 V (AC or DC). Wire size 2-6 AWG. Cold headed contacts. Materials: Housing, Mounting Wings and Spacers: Polycarbonate, UL 94V-0 Contacts: Copper with silver plating Retaining Pins: Stainless steel

Mfg. Part No.	Description	Stock No.	Price Each 1-9
1445957-1	Housing, Blue	07J3027	0.46
1445957-2	Housing, Black	07J3028	0.46
1445957-3	Housing, White	07J3029	0.46
1445957-4	Housing, Green	07J3030	0.43
1445957-5	Housing, Red	07J3031	0.46
1604080-1	Plug Housing, 2, 3, 4 pole	07J3050	0.96
1604083-1	Plug Housing w/Latch, 2, 3, 4 pole	07J3051	0.93
1604077-1	Receptacle Housing, 2, 3, 4 pole	07J3049	0.83
1445962-1	Contact, 10, 12, 14 AWG	07J3035	0.10
1604112-2	Contact, 12, 14, 16 AWG	07J3052	0.10
1604113-2	Contact, 16, 18, 20 AWG	07J3053	0.09
1445886-4	Retaining Pin, 0.25 in	07J3024	0.32
1445886-5	Retaining Pin, 0.44 in	07J3025	0.33
1445886-6	Retaining Pin, 0.85 in	07J3026	0.23
1445959-1	Spacer, Red, Short	07J3032	0.31
1445959-2	Spacer, Red, Long	07J3033	0.33
1445960-1	Mounting Wing, Red	07J3034	0.35

(80432)

50 SERIES POWER CONNECTOR

RoHS Compliant Available

Tyco Electronics

- Color-coded modular housings
- Genderless housings
- Integral dovetails allow stacking of connectors
- Rugged design

Series 50 rated at 50 A, 600 V (AC or DC). Wire size 6, 8, 10-12 AWG. Cold headed contacts. Materials: Housing: Polycarbonate, UL 94V-0 Contacts: Copper with silver plating.

Mfg. Part No.	Description	Stock No.	Price Each 1-9
1445762-1	Reducing Bushing, 6 to 8 AWG	11H4647	4.42
1445763-1	Reducing Bushing, 6 to 14-16 AWG	11H4648	1.42
647840-1	Reducing Bushing, 6 to 10-12 AWG	16H3162	1.42
647845-3	Housing, Red	16H3163	1.44
647845-4	Housing, Gray	16H3164	1.43
647845-5	Housing, Blue	16H3165	1.74
647845-7	Housing, Black	16H3166	1.74
647845-8	Housing, Yellow	16H3167	2.58
647877-1	Contact, 6 AWG	16H3168	0.75
647879-1	Contact, 10-12 AWG	16H3170	0.75
ACCESSORIES			
68321-1	Crimping Tool	16H3495	2881.84
T-406	Crimping Tool	77C5434	389.95

(80431)

Best products, great value.

NO MINIMUM ORDER FEES

We offer the broadest in-stock selection. Visit us **online** or **call us** today.

(94650)

75 SERIES POWER CONNECTOR

RoHS Compliant Available

Tyco Electronics



- Color-coded modular housings
- Genderless housings
- Integral dovetails allow stacking of connectors
- Rugged design

Series 75 rated at 75 A, 600 V (AC or DC). Wire size 6, 8, 10-12 AWG. Cold headed contacts. Materials: Housing and Mounting Wings: Polycarbonate, UL 94V-0

Mfg. Part No.	Description	Stock No.	Price Each 1-9
1445715-1	Housing, Blue	11H4616	1.09
1445715-2	Housing, Black	11H4617	1.09
1445715-3	Housing, White	11H4618	1.09
1445715-4	Housing, Green	11H4619	1.09
1445715-5	Housing, Red	11H4620	1.09
1445729-1	Mounting Wings, Nonlocking,Oval	11H4636	0.80
1445729-2	Mounting Wings, Nonlocking, Round	11H4637	0.80

(80433)

120 SERIES POWER CONNECTORS

Tyco Electronics

RoHS Compliant Available

- Color-coded, genderless modular housings
- Integral dovetails allow stacking of connectors
- Rugged design

120 series rated at 120A, 600V (AC or DC). Wire size: 2-6 AWG. Cold-headed contacts.

CONNECTOR KITS

Mfg. Part No.	Description	Stock No.	Price Each 1-9
1604002-2	Connector Kit: 1 Black Housing, 1 Contact	11H7625	6.76
1604002-1	Connector Kit: 1 Blue Housing, 1 Contact	07H7612	6.28
1604002-4	Connector Kit: 1 Green Housing, 1 Contact	11H7627	6.28
1604002-5	Connector Kit: 1 Red Housing, 1 Contact	11H7628	6.76
1604002-3	Connector Kit: 1 White Housing, 1 Contact	11H7626	6.65

HOUSINGS AND CONTACTS

Mfg. Part No.	Description	Stock No.	Price Each Each
1604001-2	Housing for 120 AMP® Series Power Connector, Black	11H7621	3.78
1604001-1	Housing for 120 AMP® Series Power Connector, Blue	11H7620	3.58
1604001-4	Housing for 120 AMP® Series Power Connector, Green	11H7623	3.78
1604001-5	Housing for 120 AMP® Series Power Connector, Red	11H7624	3.78
1604001-3	Housing for 120 AMP® Series Power Connector, White	11H7622	3.58
1445995-1	Contact for 120 AMP® Series Power Connector, 2 AWG	11H4704	1.67

ACCESSORIES

Mfg. Part No.	Description	Stock No.	Price Each 1-9
1445886-1	Retaining Pin for 75, 120 and 180 AMP® Series	11H4699	0.67
1445886-2	Retaining Pin for 75, 120 and 180 AMP® Series	11H4700	0.87
1445886-3	Retaining Pin for 75, 120 and 180 AMP® Series	11H4701	1.25
1604072-1	Reducing Bushing 2 to 8 AWG	07J3046	1.78
1604072-2	Reducing Bushing 2 to 6 AWG	07J3047	1.78
1604072-3	Reducing Bushing 2 to 4 AWG	07J3048	1.78

(79280)

PIN & SOCKET CONNECTORS

AMPHE-PD™ SERIES CONNECTORS WITH RADSOK® TECHNOLOGY

RoHS Compliant Available

Amphenol Industrial

RADSOK® Contact

Twisted Hyperbolic Grid

AMPHE-PD™ Series

THE RADSOK DESIGN

- Socket cylinder within female contact has several equally spaced longitudinal beams twisted into a hyperbolic shape
- As male pin is inserted, axial members in the female half deflect, imparting high current flow across the connection with minimal voltage loss
- The hyperbolic, stamped grid configuration ensures a large, coaxial, face-to-face surface area engagement
- Ideal for crimp termination applications requiring repeated mating cycles and high current with a low milli-volt drop

AMPHENOL POWERBUS CONNECTORS WITH RADSOK® TECHNOLOGY

- Higher power in a smaller package

Adavantages achieved by the RADSOK® include:

- A 50% increase in current rating, which is an ideal solution as it allows smaller connectors to have more power
- High cycle durability, resilient with minimal degradation after 20,000+ mate/unmate cycles, up to 200,000 cycles are possible with specific plating and lubrication
- Low insertion force, compared to traditional high amperage contacts, the RADSOK® offers significantly lower mating force requirements
- Low voltage drop, the connection interface is very efficient allowing more 'ampacity' in a smaller package

AMPHE-PD™

Developed with the ability to connect wires, busbars, and circuit boards. Amphe-PD™ connectors generate more processing power with less heat than similar-sized connectors. The series produces greater amperage without wasting valuable space, offering a compact solution for datacom applications, which require small, yet powerful connectors. Molded from UL94V-0 thermoplastic (self extinguishing). Meets RoHS and UL94V-0 guidelines. Feature single position RADSOK® with molded socket shell or a dual-position TUV "touch-proof" with a V0 rating. Support 50-70A continuous duty. UL listed at 69A and CSA certified at 55A. *More information on RADSOK® technology avaiable*, go online or call.

3.6mm RADSOK® PLUG

6 AWG wire crimp wells. Designed to accept SuperFlex 6 AWG wire to keep T-Rise to a minimum and supports a very tight bend radius. Smaller wire size crimp wells available; *go online or call Newark.*

Mfg. Part No.	Fig.	Description	Stock No.	Price Each 1-24
● C10-638974-000	1	3.6mm RADSOK® Plug	31K9661	12.63
BUSBAR RECEPTACLE Swage pins for 0.093" thick Cu layered busbar. Housings without bosses. The swage geometry may be adjusted for different thickness busbars. Housing is designed to be captured within busbar layers.				
● C10-638975-000	2	Busbar Receptacle	31K9662	12.36
CRIMP PIN RECEPTACLE AWG crimp. Housing with screw bosses.				
● C10-638976-000	3	Crimp Pin Receptacle	31K9663	12.38
PCB TAIL RECEPTACLE Fully assembled. Housing with screw bosses.				
● C10-638977-000	4	PCB Tail Receptacle	31K9664	11.68

(84935)

15A TO 45A POWERPOLE® PAK CONNECTOR FAMILY

RoHS Compliant Available

APP Anderson Power Products

Features:

- UL94 V-0 housing material
- Color to cable coding
- Flat wiping contact system
- Positive latch housings
- Blindmating housings

Benefits:

- Allows for applications that require grounding
- Allows for minimal contact resistance at high current, wiping action cleans contact surface during disconnection

4 single-pole connectors, nylon housing, and retaining pin. Connectors are hermaphroditic, stackable, and meet UL94V-2. Housing accepts up to four 15 or 45A connectors and is available in: snap-in receptacle, which fits panels 0.030" (0.762) to 0.134" (3.40) thick; or plug with latch. Connector cluster can be positioned flush to or extended from housing and is secured with retaining pins. *Order additional installation and crimping tools separately on page 765.*

POWERPOLE® PAK CONNECTORS

Mfg. Part No.	Fig.	Description	Stock No.	Price Each 1-9	Price Each 10-24
● 1452G1	1	4-Pole Snap-In Receptacle	84F1212	5.97	5.74
● 1452G3	2	4-Pole Plug with Latch	84F1218	6.22	5.97

HOUSING COMPONENTS (USE WITH PP45 AND HOUSINGS) - SOLD IN PACKAGES OF 25

Mfg. Part No.	Fig.	Description	Stock No.	Price per Pkg. 1-9	Price per Pkg. 10-24
● 1470G1	1	Snap-In Receptacle Housing	05M6458	1.74	1.67
● 1460G1	2	Plug Housing with Latch	94B0970	1.67	1.60

➤ CONTINUED ➤

15A TO 45A POWERPOLE® PAK CONNECTOR FAMILY (CONT.)

ACCESSORIES — SOLD IN PACKAGES OF 100

Mfg. Part No.	Description	Stock No.	Price per Pkg. 1-9
● 110G9	Retaining Pins	84F1222	25.52

SOLD INDIVIDUALLY

Mfg. Part No.	Description	Stock No.	Price Each 1-9
● 5693	Bushing	92B6448	3.82

(8888)

POWERPOLE® 600V SINGLE-POLE CONNECTORS

RoHS Compliant Available

APP Anderson Power Products

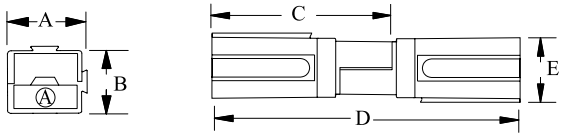

2 self-mating halves so no separate male or female parts are needed. Polycarbonate insulation housings can be stacked together using molded-in dovetails for assembly of multipole connectors. Crimp or solder terminal to wire and insert tin-plated spring loaded contact into housing. The locking PP75 Powerpole® utilizes the same contacts, crimp tooling as standard PP75 housing. The locking PP75 Powerpole® is a single-pole connector w/ a latching design. To mate locking Powerpole® connectors together into modular, multipole configurations, simply slide the locking clip of 1 connector into the adjoining cavity of its mate. UL recognized, CSA certified. Includes housing and contact. *Order replacement housings and contacts below; insertion and crimping tools separately on page 765. Go online or call for package quantities.*

DIMENSIONS — inches (mm)

Current Rating	A	B	C	D	E
15 Amp	0.31 (7.9)	0.31 (7.9)	0.97 (26.6)	1.63 (41.3)	0.33 (8.4)
30 Amp	0.31 (7.9)	0.31 (7.9)	0.97 (26.6)	1.63 (41.3)	0.33 (8.4)
45 Amp	0.31 (7.9)	0.31 (7.9)	0.97 (26.6)	1.63 (41.3)	0.33 (8.4)
75 Amp	0.63 (15.9)	0.63 (15.9)	1.88 (47.6)	3.20 (81.4)	0.67 (17)
120 Amp	0.88 (22.2)	0.88 (22.2)	2.75 (69.9)	4.63 (117.5)	0.94 (23.7)
180 Amp	1.13 (28.6)	1.13 (28.6)	3.25 (82.6)	5.50 (139.5)	1.18 (30)

MODULAR SINGLE-POLE CONNECTORS

Mfg. Part No.	Color	Max. Amps	AWG	Stock No.	Price Each 1-9	Price Each 10-24
● 1395G5	Yellow	15	16-20	29C5351	0.58	0.56
● 1395	Red	15	16-20	29C5347	0.58	0.56
● 1395G1	Black	15	16-20	29C5348	0.58	0.56
● 1395G2	White	15	16-20	29C5349	0.58	0.56
● 1395G3	Green	15	16-20	05M6456	0.58	0.56
● 1330	Red	30	12-18	29C5333	0.58	0.56
● 1330G2	Green	30	12-18	29C5335	0.58	0.56
● 1330G4	Black	30	12-18	29C5336	0.58	0.56
● 1330G5	White	30	12-18	29C5337	0.58	0.56
● 1300	Blue	75	6-12	29C5319	3.00	2.90
● 1300G3	Red	75	6-12	29C5320	3.00	2.90
● 1300G4	Black	75	6-12	29C5321	3.00	2.90
● 1320	Blue	120	2-8	29C5324	8.92	8.61
● 1380G1	Black	180	1/0 - #10	97B1560	13.20	12.74
● 1380G3	Red	180	1/0 - #10	97B1561	13.20	12.74

HOUSINGS FOR USE WITH 45-180 AMP CONTACTS

Mfg. Part No.	Color	Max. Amps	Stock No.	Price Each 1-9	Price Each 10-24
● 1327	Red	45	29C5329	0.42	0.41
● 1327G5	Green	45	29C5330	0.42	0.41
● 1327G6	Black	45	29C5331	0.42	0.41
● 1327G7	White	45	29C5332	0.42	0.41
● 1327G8	Blue	45	72H5495	0.42	0.41
● 1327G17	Orange	45	10M8788	0.42	0.41
● 5916	Blue	75	29C5360	1.64	1.59
● 5916G4	Black	75	29C5361	1.64	1.59
● 5916G7	Red	75	29C5362	1.64	1.59
● 1321G1	Black	120	29C5325	5.23	5.04
● 1321G3	Red	120	05M6455	5.23	5.04
● 1381	Blue	180	50B834	8.19	7.90
● 1381G1	Black	180	90B7266	8.24	7.95
● 1381G3	Red	180	90B7131	8.24	7.95

PIN CONTACTS

Mfg. Part No.	Housing	Max. Amps	AWG	Stock No.	Price Each 1-9	Price Each 10-24
● 1332	PP15	15	16-20	29C5339	0.25	0.24
● 1331	PP30	30	12-18	29C5338	0.25	0.24

➤ CONTINUED ➤

POWERPOLE® 600V SINGLE-POLE CONNECTORS (CONT.)

Mfg. Part No.	Housing	Max. Amps	AWG	Stock No.	Price Each 1-9	Price Each 10-24
261G2-LPBK	PP45	45	10-14	88F3826	0.86	0.77
5900	PP75	75	#6	29C5359	1.14	1.10
1319G4	PP120	120	#4	06M0998	2.65	2.56
5915*	PP75	75	10-12	88F4215	2.09	1.88
1319	PP120	120	2	84F1235	3.30	2.98
1382	PP180	180	1/0	92B4188	6.06	5.46
1383	PP180	180	2	50B8973	5.45	4.91
1384	PP180	180	4	79C4322	5.45	4.91

*Also used with 75A locking connectors

25-AMP PC BOARD PIN CONTACTS (FOR USE WITH PP45 HOUSINGS)

Mfg. Part No	Description	Stock No.	Price Each 1-9	Price Each 10-24
1377G2	Long Right-Angle, 0.400″	29C5343	0.72	0.69
1377G4	Straight Terminal, 1.70″	29C5345	0.72	0.69
1377G12	Short Right-Angle, 0.400″	29C5342	0.72	0.69

MOUNTING WING AND SPACERS FOR PP45 AND PP75 CONNECTORS

Mfg. Part No.	Description	Stock No.	Price Each 1-9	Price Each 10-24
1399G8	Mounting Wing, Blue	29C5353	0.77	0.74
1399G9	Mounting Wing, Red	29C5354	0.77	0.74
1399G7	Mounting Wing 75-Amp/Blue	29C5352	1.36	1.31

(8886)

SB® SERIES CONNECTORS

RoHS Compliant Available

Contacts

Housing

Dust Cover

Features:
- Mechanical keyed housings
- Single-piece housing and unitized construction
- Genderless design

Two-pole, 600V connectors are used for computer systems, uninterruptible power and power distributions systems. Mechanically keyed and color-identified to prevent mismatching of battery and charger voltage. Other colors available. Includes springs and contacts. Spring-loaded, silver-plated, contoured contacts are individually replaceable and self-wiping. One-piece, nonconductive polycarbonate housing.

SB® 50 SERIES CONNECTORS

Mfg. Part No.	Color	Max. Amps	AWG	Stock No.	Price Each 1-9	Price Each 10-24
6319	Gray	50	6	96F6194	5.17	4.66
6319G1	Gray	50	10/12	92F2276	5.17	4.66
6331G1	Red	50	6	92F2277	4.26	3.84

SB® 120 SERIES CONNECTOR

6800G1	Gray	120	2	53H9365	10.93	9.85

SB® 175 SERIES CONNECTOR

6329G1	Red	175	1/0	05M6462	16.36	14.81

SB® SERIES HOUSINGS

Mfg. Part No.	Color	Max. Amps	AWG	Stock No.	Price Each 1-9	Price Each 10-24
992	Gray	50	...	93B1829	4.10	3.69
992G1	Red	50	...	93B6560	4.10	3.69
6810G1	Gray	120	...	53H9367	5.96	5.37
6810G2	Blue	120	...	09H2043	5.96	5.37
940	Gray	175	...	92B6886	8.23	7.42
906	Gray	350	...	01C6899	16.74	15.08

SOCKET CONTACTS

Mfg. Part No.	Housing	Max. Amp	AWG	Stock No.	Price Each 1-9	Price Each 10-24
5900	SB50	50	6	29C5359	1.14	1.10
5952	SB50	40	8	91B1601	2.16	1.95
5915	SB50	30	10 to 12	88F4215	2.09	1.88
1319	SB120	120	2	84F1235	3.30	2.98
1319G4	SB120	90	4	06M0998	2.65	2.56
1382	SB175	175	1/0	92B4188	6.06	5.46
1383	SB175	175	2	50B8973	5.45	4.91
1384	SB175	140	4	79C4322	5.45	4.91
910	SB350	350	300MCM	53H9702	35.75	32.21

➤ CONTINUED ➤

SB® SERIES CONNECTORS (CONT.)

SOCKET CONTACTS

Mfg. Part No.	Color	Max. Amps	AWG	Stock No.	Price Each 1-9	Price Each 10-24
908+	SB350	320	4/0	86C8228	38.65	34.82
907	SB350	270	2/0	92B4189	19.33	17.41

ACCESSORIES

Mfg. Part No.	SB® Series	Color	Description	Stock No.	Price Each 1-9
995G1	SB175	Gray	1 Handle, 4 Screws, 4 Nuts, 4 Lockwashers	29H4260	9.19
995G2	SB350	Gray	1 Handle, 4 Screws, 4 Nuts, 4 Lockwashers	93B6740	9.19
995G3	SB175	Red	1 Handle, 4 Screws, 4 Nuts, 4 Lockwashers	05M6464	9.19
995G4	SB350	Red	1 Handle, 4 Screws, 4 Nuts, 4 Lockwashers	53H9755	9.19
SB50-HDL RED	SB50	Red	1 Handle, 2 Screws, 2 Nuts, 2 Lockwashers	50B832	2.93
SB120-HDL-RED	SB120	Red	1 Handle, 2 Screws, 2 Nuts, 2 Lockwashers	05M6425	2.97
134G1	SB50	Red	Dust Cover	92B8920	6.51
134G2	SB175	Red	Dust Cover	49H7849	8.09
134G3	SB350	Red	Dust Cover	93C9792	9.21

(9007)

APPLICATION TOOLING

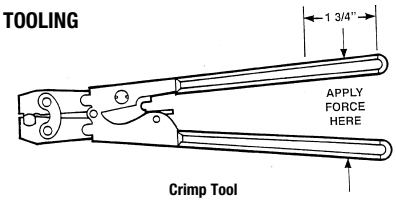

Crimp Tool

Mfg. Part No.	Description	For Connection Type	Contact Type	AWG	Stock No.	Price Each 1-4
111038G2	Insertion/Extraction Tool 15, 30, 60A	...	...	...	84F1243	17.57
1309G2	Hand Crimp Tool	PP15, PP30	1331, 1332	12-60, 16-20	28C3013	264.30
1309G3	Hand Crimp Tool	PP45	261G2, LPBK	10-14	25C6826	264.30
1309G4	Hand Crimp Tool	PP75, PP75 Locking, SB50	5900, 1307, 5952, 5914, 5915, 5953	#6, #8, #10/12, #14/16	27C5379	264.30

(8887)

300 SERIES MULTI-DENSITY PLUGS AND SOCKETS

RoHS Compliant Available

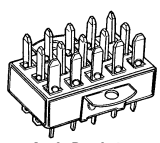

Angle Brackets

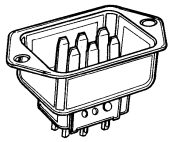

Deep Brackets



180° Cable Clamp

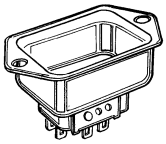

Deep Brackets

180° Cable Clamp with Lock



180° Cable Clamp with Keeper



Angle Brackets



180° Cable Clamp



90° Cable Clamp

300 series multiple density brass plugs and phosphor bronze sockets available with angle brackets, deep brackets for recess mounting, 90° cable clamp or 180° cable clamp with or without lock/keeper. Polarized for interconnecting power and signal carrying circuits in cable-cable and cable-panel applications. Thermoplastic hoods rated UL94V-0. CSA certified. Current: 10A. Withstanding: 730VACrms. Temperature rating: +105°C. For deep brackets, replace **"AB"** suffix with **"DB"** Other styles and terminations available; *go online or call.*

PLUGS WITH ANGLE BRACKETS (CABLE-TO-PANEL)

Mfg. Part No.	Contacts	Panel Cutout W x L	Stock No.	Price Each 1-24	Price Each 25-49
P-302H-AB	2	0.656″ Dia.	11M5827	1.84	1.67
P-303H-AB	3	0.453 x 1.016″	11M5830	2.00	1.81

➤ CONTINUED ➤

300 SERIES MULTI-DENSITY PLUGS AND SOCKETS (CONT.)

Mfg. Part No.	Contacts	Panel Cutout W x L	Stock No.	Price Each 1-24	Price Each 25-49
● P-304H-AB	4	0.719 x 0.781″	11M5834	2.13	1.93
● P306H-AB	6	0.719 x 1.031″	11M5838	2.77	2.51
SOCKETS WITH ANGLE BRACKETS (CABLE-TO-PANEL)					
● S-302H-AB	2	0.656″ Dia.	12M1388	1.89	1.72
● S-303H-AB	3	0.453 x 1.016″	12M1392	2.34	2.12
● S-304H-AB	4	0.719 x 0.781″	12M1396	2.45	2.22
● S-306H-AB	6	0.719 x 1.031″	12M1399	3.22	2.92
PLUGS WITH 180° CABLE CLAMP (CABLE-TO-CABLE)					
● P-302H-CCT	2	0.691″ Dia.	02M6069	3.41	3.09
● P-303H-CCT	3	0.472 x 1.034″	11M5831	3.73	3.38
● P-304H-CCT	4	0.724 x 0.786″	11M5835	4.15	3.76
● P-306H-CCT	6	0.724 x 1.036″	11M5839	4.55	4.13
P-312-CCT	12	0.974 x 1.286″	39F286	5.72	5.19
P-315-CCT	15	1.170 x 1.795″	39F287	8.46	7.67
P-318-CCT	18	1.170 x 2.107″	39F288	9.15	8.29
SOCKETS WITH 180° CABLE CLAMP (CABLE-TO-CABLE)					
● S-302H-CCT	2	0.691″ Dia.	12M1389	3.60	3.26
● S-303H-CCT	3	0.472 x 1.034″	12M1393	4.21	3.81
● S-304H-CCT	4	0.724 x 0.786″	05M6485	4.26	3.86
● S-306H-CCT	6	0.724 x 1.036″	12M1400	4.85	4.39
S-315-CCT	15	1.170 x 1.795″	39F307	10.64	9.64
S-318-CCT	18	1.170 x 2.107″	39F308	11.39	10.32
PLUGS WITH 180° CABLE CLAMP WITH LOCK (CABLE-TO-CABLE)					
● P-302H-CCTL	2	0.691″ Dia.	11M5828	6.15	5.57
● P-303H-CCTL	3	1.034 x 0.472″	11M5832	6.95	6.29
● P-304H-CCTL	4	0.786 x 0.724″	11M5836	6.79	6.15
● P-306H-CCTL	6	1.036 x 0.724″	11M5840	7.21	6.54
SOCKETS WITH 180° CABLE CLAMP WITH KEEPER (CABLE-TO-CABLE)					
● S-302H-CCTK	2	0.691″ Dia.	12M1390	6.02	5.45
● S-303H-CCTK	3	1.034 x 0.472″	12M1394	7.16	6.49
● S-304H-CCTK	4	0.786 x 0.724″	12M1397	6.95	6.29
● S-306-CCT-K	6	1.036 x 0.724″	29F869	7.96	7.21

(8676)

2400 SERIES MULTIPLE DENSITY SOLDER LUG/ SOLDER EYELET PLUGS AND SOCKETS

RoHS Compliant Available

CINCH

For medium use in cable-to-cable and cable-to-panel applications. Polarized to prevent wrong-way insertion. Brass plug, phosphor bronze socket. Contact plating: cadmium. Plug prongs are 0.250″ (6.35) wide, 0.055″(1.40) thick. Black molded phenolic insulation material. Formed metal hood with dielectric liner to prevent shorting. Cable clamps of zinc and clear irridite-plated steel used for strain relief. Current rating: 15A. Withstanding voltage: 1700VAC rms. UL recognized, CSA certified. *To order plugs and sockets with cable clamp at 90° simply change mfg. part no. suffix* **CCT** to **CCE**; *to order plugs and sockets with deep brackets for recessed mounting change suffix to* **DB**; for plugs and sockets with shallow *bracket for flush mounting change suffix to* **SB**.

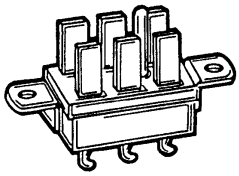

P2406AB

PLUGS WITH CABLE CLAMP AT 180°

Mfg. Part No.	Contacts	L	Cable Opening	Stock No.	Price Each 1-24	Price Each 25-49
● P-2404H-CCT	4	1.064″	0.438″	11M5814	8.91	8.11
● P-2406H-CCT	6	1.500″	0.438″	11M5817	9.70	8.83
● P-2408H-CCT	8	1.937″	0.563″	11M5820	10.38	9.45

SOCKETS WITH CABLE CLAMP AT 180°

Mfg. Part No.	Contacts	Stock No.	Price Each 1-24	Price Each 25-49
● S-2404H-CCT	4	12M1375	8.10	7.38
● S-2406H-CCT	6	12M1378	11.72	10.24
● S-2408H-CCT	8	12M1381	8.86	8.07

SOCKETS WITH ANGLE BRACKET

Mfg. Part No.	Contacts	Panel Cutout W x L	Stock No.	Price Each 1-24	Price Each 25-49
● S-2404H-AB	4	1.094 x 1.094″	12M1374	7.16	6.25
● S-2408H-AB	6	1.094 x 1.531″	12M1380	7.54	6.87
S2408AB	8	1.094 x 1.969″	52F9963	10.09	8.82

(8744)

3300 SERIES PLUG/ SOCKET CONNECTORS

RoHS Compliant Available

molex

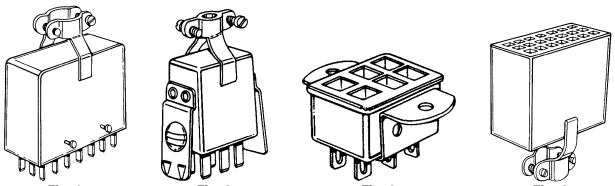

Fig. 1 Fig. 2 Fig. 3 Fig. 4

Thermoplastic backshell panel and cable-mount plugs and sockets rated 10A, 750Vrms. Available with latch for connecting cable-mount units. Contacts polarized. UL recognized 250VAC/DC, CSA certified.

PLUGS WITH CABLE CLAMP TOP—FIG. 1

Mfg. Part No.	Contacts	Stock No.	Price Each 1-9
● 38331-5602	2	72K2011	3.44
● 38331-5603	3	75K1890	3.69
● 38331-5604	4	72K2012	3.85
● 38331-5608	8	72K2013	4.59
PLUG WITH CABLE CLAMP TOP WITH LATCH—FIG. 2			
● 38331-5802	2	72K2014	5.20
SOCKET WITH CABLE CLAMP TOP—FIG. 3			
● 38330-0502	2	72K2008	4.12
● 38330-0503	3	72K2009	2.34
● 38330-0508	8	72K2010	3.58
● 38330-0512	12	75K1889	4.93
SOCKET WITH CABLE CLAMP TOP WITH LATCH—FIG. 4			
● 38331-8004	4	72K2015	4.10
● 38331-8008	8	75K1891	5.09
● S-3312-CCT	12	72K0299	6.61

(5226)

5400 SERIES PLUG/ SOCKET CONNECTORS

RoHS Compliant Available

molex

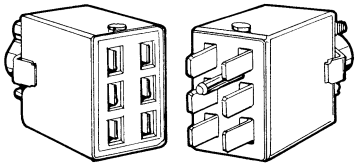

5400 series plugs and sockets rated 15A, 1750Vrms. Interchangeable with **2400** or **400 series** type connectors. Applications include traffic control equipment, industrial machinery, heating and cooling equipment, and signal systems. UL recognized, CSA certified. Cable clamp top. *To order side entry cable clamp substitute* **CCE suffix**; *deep bracket substitute* **DB suffix**; *shallow bracket substitute* **SB suffix**.

Mfg. Part No.	Description	Contacts	Stock No.	Price Each 1-9
● 38541-5404	Plug	4	73K1458	7.71
● 38541-5406	Plug	6	72K2016	8.72
● 38541-5408	Plug	8	14F2513	9.54
● 38541-5410	Plug	10	72K2017	10.57
● 38541-8404	Socket	4	75K1892	8.31
● 38541-8406	Socket	6	72K2018	9.23
● 38541-8410	Socket	10	72K2020	11.25

(5227)

STA-KON® LUMINAIRE DISCONNECTS

Thomas&Betts

Just Added

2-Pole

- UL listed to meet new requirement for fluorescent fixtures and ballasts
- Oversized tin-plated brass electrical contacts improve conductivity — 2- or 3-Pole
- Rated: 4A, 600V
- Insulated 18 AWG solid copper intergral leads ease installation
- Fool-proof design eliminates incorrect polarization
- Finger-safe line side prevents installer from touching hot contacts
- Temperature rating: 105°C max.
- Flamability rated: UL94-V2
- CSA certified

Designed in accordance with NEC® 410.73(G), CEC Part I, Rule 30-308(4), the Sta-Kon® Luminaire disconnect consists of two mating halves. Simply connect the finger-safe female (line) side via wire connectors to the incoming power side of the circuit, and the male (load) side to the ballast. When disconnected, the device enables safe servicing of fluorescent lighting fixture and ballast without exposure to dangerous electrical shock hazard. Rounded compact design is small enough to be used in compact applications — fits through ½″ knockout. Length: 13.66″. **Sold in in packages of 500** for fixture and ballast manufacturers to meet the new UL standard for fluorescent light fixtures. Also **sold in packages of 20 kits** for electricians to bring existing installed fluorescent lighting up to code. Each kit includes two male/line halves and two female/load halves of the Sta-Kon® Luminaire disconnect polybagged with installation instructions.

➤ CONTINUED ➤

STA-KON® LUMINAIRE DISCONNECTS (CONT.)

Mfg. Part No.	Description	Pkg. of	Stock No.	Price per Pkg. 1-4
LD2-D	2-Pole Luminaire Disconnect	500	45M7513	370.00
LD3-D	3-Pole Luminaire Disconnect	500	45M7515	851.00
LD2	2-Pole Luminaire Disconnect Kit	20 Kits	45M7512	31.45
LD3	3-Pole Luminaire Disconnect Kit	20 Kits	45M7514	62.90

(93120)

126 SERIES MINIATURE HEXAGONAL CONNECTORS

RoHS Compliant Available

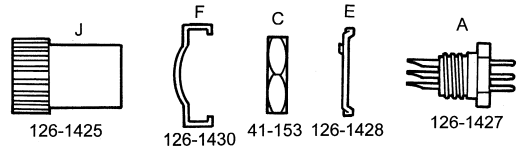

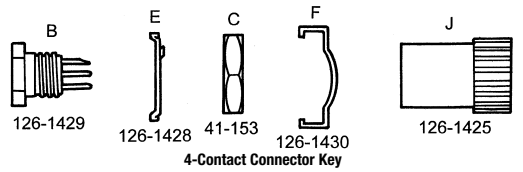

4-Contact Connector Key

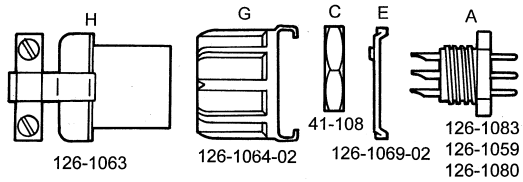

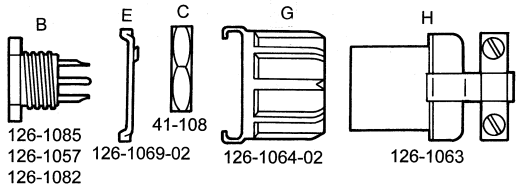

5-7-9 Contact Connector Key

Refer to the enlarged view drawing above to determine the components required. Note the identification letter, then order by the mfg. part no. alongside the desired combination of components and the number of contacts. For example, a male 5 contact connector with rear hood, cable clamp and lock sleeve requires components A, G and H. In the column for male 5 contact assemblies, AGH indicates **mfg. part no. 126-217**, which contains all three components.

4-CONTACT CONNECTOR ASSEMBLIES

Mfg. Part No.	Key	Stock No.	Price Each 1-9	Price Each 10-24
● 126-214-1000	AFJ	87F5331	7.82	6.23
● 126-214	ACE	42FX112	11.07	8.84
● 126-215	BFJ	42FX119	9.21	7.40
● 126-233	BCE	87F5184	6.45	5.14
5-CONTACT CONNECTOR ASSEMBLIES				
● 126-010	AC	42FX100	4.83	3.85
● 126-217	AGH	42FX120	9.51	7.57
● 126-216	ACE	42FX113	5.18	4.13
● 126-011	BC	42FX101	7.70	6.15
● 126-223	BGH	42FX121	10.88	8.66
● 126-218	BCE	42FX114	6.58	5.24
7-CONTACT CONNECTOR ASSEMBLIES				
● 126-191	AC	42FX104	6.70	5.35
● 126-195	AGH	42FX122	9.97	7.94
● 126-197	ACE	42FX115	5.75	4.58
● 126-192	BC	42FX105	7.84	6.24
● 126-196	BGH	42FX123	12.50	9.95
● 126-198	BCE	42FX116	8.20	6.53

➤ CONTINUED ➤

126 SERIES MINIATURE HEXAGONAL CONNECTORS (CONT.)

9-CONTACT CONNECTOR ASSEMBLIES

Mfg. Part No.	Key	Stock No.	Price Each 1-9	Price Each 10-24
● 126-012	AC	42FX102	7.97	6.36
● 126-220	AGH	42FX124	11.04	8.80
● 126-219	ACE	42FX117	8.49	6.78
● 126-013	BC	42FX103	12.15	9.70
● 126-222	BGH	42FX125	15.77	14.29
● 126-221	BCE	42FX118	10.19	8.12

INDIVIDUAL 5-7-9 CONTACT CONNECTORS

Mfg. Part No.	Description	Key	Stock No.	Price Each 1-9	Price Each 10-24
● 126-1069-02	Clip	E	42FX110	0.57	0.46
● 126-1064-02	Lock Sleeve	G	42FX109	2.48	1.99
● 126-1063	Hood & Cable Clamp	H	42FX108	4.81	3.83

(9060)

125V 2-POLE RECEPTACLES

RoHS Compliant Available

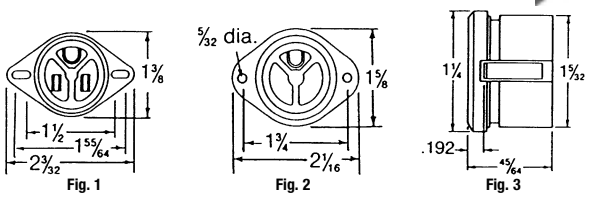

Fig. 1 Fig. 2 Fig. 3

Mfg. part no. 160-2-N has a cadmium-plated steel mounting plate assembled to molded thermoplastic body. **Mfg. part no. 160-4-N** insert is assembled in a flush cadmium-plate steel shell for below surface mounting. **Mfg. part no. 160-10-N** insert is constructed of high-temperature thermoplastic with zinc plated retaining ring, copper alloy contacts and fit 0.031-0.050″ thick panel.

Mfg. Part No.	Fig.	Description	Stock No.	Price Each 1-9	Price Each 10-24
160-2-N	1	Mounting Plate	39F1230	20.96	18.80
160-4-N	2	Flush Motor	39F1232	31.97	28.67
● 160-10-N	3	Insert	39F1238	20.87	18.98

(9057)

COMMERCIAL PLUGS

RoHS Compliant Available

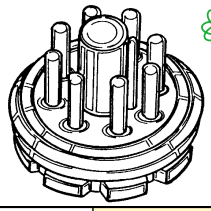

Black phenolic plugs for use as chassis connectors, with plug-in units or as cable connectors. **Mfg. part nos. 86-CP8** and **86-CP11** have center guide post as shown above; **mfg. part nos. 86-CP4, 5** and **6** are polarized without center guide post. *Order caps separately on page 768.*

Mfg. Part No.	Contacts	Stock No.	Price Each 1-9	Price Each 10-24
● 86-CP4	4	42F030	5.05	4.04
● 86-CP5	5	42F031	5.27	4.22
● 86-CP6	6	42F032	5.24	4.19
● 86-CP8	8	42F034	3.57	2.86
● 86-CP11	11	42F037	3.64	2.91

(9059)

Go online for 200,000+ datasheets.

Click on this symbol in your search results. Visit us **online** today.

(94656)

COMMERCIAL PLUG CAPS

RoHS Compliant Available

WPI

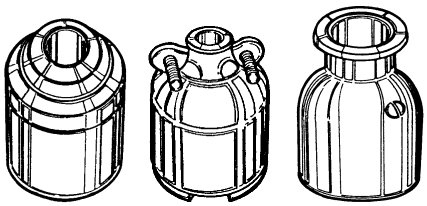

86-3-13 86-3-24 86-3-858

Make cable connectors of commercial plugs, *order separately on page 767*. **Mfg. part no. 86-3-13** black epoxy finish steel end outlet, 0.438″ inter diameter. **Mfg. part no. 86-3-24** black epoxy finish steel cable clamp with 0.375″ wire insulator. **Mfg. part no. 86-3-858** thermoplastic end outlet with strain relief, 0.313″ inter diameter.

Mfg. Part No.	Description	Stock No.	Price Each 1-9	Price Each 10-24
● 86-3-13	End Outlet	42F017	2.92	2.33
● 86-3-24	Cable Clamp	42F019	4.31	3.44
● 86-3-858	Strain Relief End Outlet	38F1400	5.95	4.77

(9058)

3

TYPE III+ MULTIMATE ENHANCED CURRENT CONTACTS

RoHS Compliant Available

Tyco Electronics

- Contact rating: 13A at 30°C T-rise
- Wire range: 14-18 AWG
- Contact type: Signal
- Contact size: 16

Precision formed pin and socket contacts. They are used in **M series**, **Special M series**, **G series**, **Metrimate**, **Metrimate Drawer**, and **CPC series 1 and 4** connectors. Contacts feature a high normal force which provides a low resistance in critical applications such as dry circuit signal conditions. Stainless steel spring. Crimp wire termination.

Mfg. Part No.	Contact Mating Area Finish	Insulation Diameter (in.)	Contact Material	Stock No.	Price Each 1-49	Price Each 50-99
SOCKET CONTACTS						
● 1-66360-4	30µ″Gold Over Nickel	0.080 - 0.100	Brass	29K6320	1.22	1.08
● 1-66601-0	30µ″Gold Over Nickel	0.110 - 0.150	Copper	29K6321	0.93	0.83
● 1-66601-2	Tin Over Nickel	0.110 - 0.150	Copper	29K6322	0.66	0.56
PIN CONTACTS						
● 1-66602-0	Tin Over Nickel	0.110 - 0.150	Copper Alloy	29K6323	0.55	0.49
● 66602-9	30v″Gold Over Nickel	0.110 - 0.150	Copper Alloy	29K6324	0.83	0.74
● 1-66361-4	30µ″Gold Over Nickel	0.080 - 0.100	Brass	95H9962	0.84	0.74

(84739)

M SERIES STANDARD CONNECTOR HOUSING RECEPTACLES

RoHS Compliant Available

Tyco Electronics

- Phenolic Housing
- Free Hanging or Panel Mount

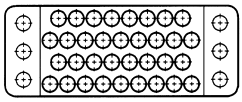

Housings accept Type II, Type III+, and subminiature COAXICON contacts, *ordered separately; go online or call.*

Mfg. Part No.	Position	Stock No.	Price Each 1-9	Price Each 10-24	Price Each 25-49
● 201298-1	14	92F6621	4.64	4.21	3.86
● 201356-1	20	52F660	7.23	6.58	5.30
● 200838-2	34	50F658	6.82	6.20	5.69
● 200277-2	50	50F666	12.08	10.99	10.07

ACCESSORIES JACK SCREWS

Mfg. Part No.	Description	Stock No.	Price Each 1-24	Price Each 25-49
● 1-200833-1	Corner Guide Pin None Mounting	87K2212	3.88	3.53
● 1-200835-1	Corner Guide Socket Panel Mount	87K2213	4.05	3.68
● 1-201046-2	Corner Guide Pin Panel Mount	87K2214	3.88	3.53
● 200390-9	Center Guide Pin None Mounting	87K2218	4.21	3.83

(40972)

TYPE III+ MULTIMATE SOLDER PIN AND SOCKET CONTACTS

RoHS Compliant Available

Tyco Electronics

- Copper Alloy Contact Material
- Gold Termination End Plating
- Contact Type: Signal
- Solder-to-WireTermination
- Insulation Support
- Test Current: 13A
- Stainless Steel Spring

Can be used in Multimate contact cavities of all connector housings. Order **mfg. part no. 305183** extraction tool; *go online or call.*

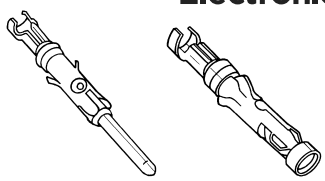

Pin Socket

Mfg. Part No.	AWG	Stock No.	Price Each 1-49
PIN CONTACTS			
● 66182-1	26-20	95F2707	0.87
● 66180-1	18-16	95F2713	1.00
SOCKET CONTACTS			
● 66183-1	26-20	50F579	1.12
● 66181-1	18-16	95F2726	1.10

(40974)

C-146 SERIES RECTANGULAR INDUSTRIAL CONNECTORS

RoHS Compliant Available

Amphenol
Amphenol-Tuchel Electronics GmbH

Single Latch Bulkhead Mount Housing

Single Latch Bulkhead Housing with Spring Cover

Top-Entry Hood

- Screw Termination
- Voltage Rating: 400V
- Current Rating: 16-22A
- Contact Diameter: 2.5mm for 16-14 AWG

Side-Entry Hood

C-146 series connectors can be used for many applications, such as control and power distribution, test and measurement equipment, and machine tools. Constructed of die-cast aluminum and environmentally protected by means of different latch-locking styles, neoprene gaskets, and cable strain relief options. Feature silver-plated brass male contacts and silver-plated tin-bronze female contacts. Compatible and intermateable with other similar style products. Meets NEMA enclosures types 4 and 12. IP65 rated. UL recognized, CSA certified, VDE approved, SEV approved.

Mfg. Part No.	Contacts	Stock No.	Price Each 1-4	Price Each 5-9
BULKHEAD MOUNT HOUSINGS (SINGLE CLAMP)				
● C146-10F006-000-1	6	16F6765	15.77	14.46
● C146-10F010-001-1	10	16F6773	22.18	20.33
● C146-10F016-001-1	16	16F6767	22.80	20.90
● C146-10F024-001-1	24	16F6789	22.80	20.90
BULKHEAD MOUNT HOUSINGS (DUAL CLAMP)				
● C146-10F016-000-1	16	16F6774	20.40	18.70
● C146-10F024-000-1	24	16F6875	22.13	20.29
BULKHEAD MOUNT HOUSINGS WITH SPRING COVER (SINGLE CLAMP)				
● C146-10F006-003-1	6	16F6768	23.52	21.56
● C146-10F010-003-1	10	16F6769	29.76	27.28
● C146-10F016-003-1	16	16F6770	30.60	28.05
● C146-10F024-003-1	24	16F6791	36.70	33.64
MALE INSERTS (SCREW TERMINATION CONTACTS—CAPTIVE)				
● C146-10A006-102-1	6	16F6867	13.16	12.06
● C146-10A010-102-1	10	16F6868	16.47	15.10
● C146-10A016-102-1	16	16F6869	20.26	18.57
● C146-10A024-102-1	24	16F6775	27.24	24.97
MALE INSERT (STAMPED CRIMP CONTACTS)				
● C146 10A064 000 2	64+	34B7853	13.13	12.04

CRIMP MALE CONTACTS

Mfg. Part No.	Wire Size (AWG)	Stock No.	Price Each 1-4	Price Each 5-9
● VN01 025 0001 101	20-16	02E9060	39.24	35.97
● VN01 025 0010 101	16-14	04H0320	39.24	35.97

➤ CONTINUED ➤