

FIRE SAFETY ENCLOSURES • NEMA ENCLOSURES

FIRE ALARM CABINET



- 16 gauge steel construction
- Lift-a-way hinged cover with CAT 30 keyed door lock
- 1/2", 3/4", 1", 1 1/2" and 2" EMT knockout clusters
- Internal threaded grounding lug screw in back box
- Grounding stud screw on cover
- Removable 1/2" raised back plate with mounting studs
- Red textured finish

ACE surface mount accessory cabinet provides an economical enclosure, ideally suited for field troubleshooting and easy maintenance of system wiring. The interior back plate's material allows custom configuration and installation of other equipment.

Mfg. Part No.	Dimensions (in.)			Stock No.	Price Each		
	H	W	D		1-4	5-9	10-24
SSU00655	13	23.5	5.5	08N1915	157.50	148.50	141.00

(116714)

AS BUILT DRAWINGS CABINET



- 16 gauge steel construction
- White indelible lettering
- Stainless steel piano hinge with CAT 30 keyed door lock
- Surface mount box with wall mounting holes
- Red textured finish

DBX cabinet offers the convenience of having building layouts and alarm documents readily accessible for fire departments and other authorized personnel.

Mfg. Part No.	Dimensions (in.)			Stock No.	Price Each		
	H	W	D		1-4	5-9	10-24
SSU00677	14.25	26.25	4	08N1917	262.50	247.50	235.00

(116715)

NEMA, UL, IEC WATERTIGHT PLASTIC BOXES



- Gasketed enclosures meet NEMA 1, 2, 4, 4X, 12, 13, IEC 529, IP65 and UL-508-4X specifications
- May be used in wet, dirty, and corrosive environments
- ABS/PC blended plastic with UL94-5VB flammability rating
- Suggested service temp. range: -40°C to +70°C
- Stainless steel hinges with locking draw latch
- Optional clear doors are polycarbonate with UL94V-0 rating
- Modifications available, go online or call
- Order accessories separately on page 2261



INDOOR VERSION

Mfg. Part No.	Dimensions (in.)			Door	Stock No.	Price Each		
	L	W	H			1-3	4-14	15-24
● NBA-10142	11.8	7.85	5.97	Solid	83F6444	59.08	49.25	44.31
● NBA-10144	11.8	7.85	7.09	Solid	83F6445	70.00	58.35	52.52
● NBA-10148	15.75	11.8	7.09	Solid	83F6446	103.17	85.96	77.38
● NBA-10152	19.68	15.75	7.87	Solid	83F6447	153.51	127.92	115.13
● NBA-10156	23.61	15.75	9.06	Solid	83F6448	183.67	153.04	137.75
● NBA-10162	11.8	7.85	5.97	Clear	83F6449	66.46	55.38	49.87
● NBA-10164	11.8	7.85	7.09	Clear	83F6450	78.84	65.68	59.13
● NBA-10168	15.75	11.8	7.09	Clear	83F6451	110.76	92.30	83.10
● NBA-10172	19.68	15.75	7.87	Clear	83F6452	154.29	128.55	115.70
● NBA-10176	23.61	15.75	9.06	Clear	83F6453	184.40	153.66	138.32

(82489)

NEMA, UL, IEC WATERTIGHT PLASTIC BOXES



- Gasketed enclosures meet NEMA 1, 2, 4, 4X, 12, 13 IEC 529-IP66
- May be used in wet, dirty, and corrosive environments
- Non-metallic hinges with snap-action latches
- Stainless steel wall mounting brackets
- Finish, light gray body and door
- Indoor versions are ABS/PC blended plastic with UL94-5VB flammability rating
- Outdoor versions are PC/PBT blended plastic with UL94-5VA flammability rating and UV stabilized
- Economy versions are ABS plastic with UL94-HB flammability rating
- Optional clear doors are polycarbonate plastic with UL94V-0 flammability rating and UV stabilized
- Modifications available, call Newark
- Order accessories separately on page 2261



INDOOR VERSION WITH SOLID DOOR, UL508-4X

Mfg. Part No.	Dimensions (in.)			Stock No.	Price Each		
	Height	Width	Depth		1-3	4-14	15-24
● NBB-10220	5.11	3.94	2.75	97H2140	14.98	12.48	11.24
● NBB-10223	10.63	3.94	2.75	97H2143	23.61	19.66	17.68
● NBB-10240	5.9	5.9	3.57	83F6454	21.01	17.53	15.76
● NBB-10241	10.73	6.79	4.33	97H2148	41.29	34.43	31.00
● NBB-10243	11.28	7.47	5.5	83F6455	45.76	38.12	34.32
● NBB-10245	13	13	7.04	83F6456	63.24	52.68	47.43
● NBB-10247	15.68	11.73	6.3	83F6457	60.74	50.60	45.56
● NBB-10253	19.17	14.64	7.85	83F6458	103.80	86.48	77.85
● NBB-10258	28.91	21.03	9.87	83F6459	274.93	274.41	246.95

INDOOR VERSION WITH CLEAR DOOR, UL508-4X

● NBB-10230	5.11	3.94	2.75	97H2144	14.98	12.48	11.24
● NBB-10231	5.9	3.94	2.75	97H2145	20.18	16.80	15.14
● NBB-10260	5.9	5.9	3.57	83F6460	24.13	20.13	18.10
● NBB-10261	10.73	6.79	4.33	97H2150	43.37	36.14	32.56
● NBB-10263	11.28	7.47	5.5	83F6461	50.03	41.71	37.55
● NBB-10265	13	13	7.04	83F6462	68.96	57.46	51.74
● NBB-10267	15.68	11.73	6.3	83F6463	69.68	58.09	52.26
● NBB-10273	19.17	14.64	7.85	83F6464	113.26	94.38	84.97
● NBB-10278	28.91	21.03	9.87	83F6465	299.89	299.26	269.36

OUTDOOR VERSION WITH SOLID DOOR, UL508-4X

● NBB-15240	3.57	5.9	5.9	95B0333	24.34	20.28	18.26
● NBB-15243	5.5	7.47	11.28	95B0343	48.36	40.30	36.30
● NBB-15245	7.04	13	13	95B0346	72.08	60.06	54.08
● NBB-15247	6.3	11.73	15.68	95B0348	68.59	57.10	51.38
● NBB-15253	7.85	14.64	19.17	95B0355	118.36	98.65	88.77
● NBB-15258	28.91	21.03	9.87	95B0359	378.67	315.54	283.98

ABS VERSION WITH SOLID DOOR

● NBB-22220	5.11	3.94	2.75	97H2152	9.16	7.65	6.87
● NBB-22222	7.87	3.94	2.75	97H2154	12.69	10.56	9.52
● NBB-22240	5.9	5.9	3.57	97H2156	15.81	13.16	11.86
● NBB-22241	10.73	6.79	4.33	97H2157	28.40	23.66	21.32
● NBB-22243	11.28	7.47	5.5	43J1452	37.86	31.57	28.40
● NBB-22245	13	13	7.04	97H2158	38.59	32.14	28.92
● NBB-22247	15.68	11.73	6.3	97H2159	48.36	40.30	36.30
● NBB-22251	14.52	10.55	5.9	97H2160	47.32	39.42	35.47

ABS ECONOMY VERSION WITH SOLID DOOR

● NBB-32640	5.9	5.9	3.57	09R4990	12.80	10.66	9.62
● NBB-32643	11.28	7.47	6.3	09R4991	27.77	23.14	20.86
● NBB-32647	15.68	11.73	6.3	09R4992	43.48	36.25	32.61
● NBB-32653	19.17	14.64	6.3	09R4993	71.66	59.70	53.72

PLASTIC INTERNAL PANELS

Mfg. Part No.	Dimensions (in.)		For Use With	Stock No.	Price Each	
	Height	Width			1-5	6-99
● NBX10975PL	2.56	3.56	NBB-10220, NBB-10230, NBB-22220	10R2341	0.94	0.78
● NBX10976PL	2.56	4.55	NBB-10221, NBB-10231, NBB-22221	10R2342	1.04	0.89
● NBX10977PL	2.56	6.5	NBB-10222, NBB-10232, NBB-22222	10R2343	1.46	1.20
● NBX10978PL	2.56	9.25	NBB-10223, NBB-10233, NBB-22223	10R2344	1.77	1.46
● NBX10979PL	5.37	9.25	NBB-10241, NBB-10261, NBB-22241	10R2345	4.48	3.75
● NBX10980PL	6.7	10.5	NBB-32640	10R2346	7.91	6.61
● NBX10981PL	10.4	14.3	NBB-32647	10R2347	15.40	12.85
● NBX10982PL	14.3	18.2	NBB-32653	10R2348	29.02	24.24
● NBX10984PL	4.9	4.9	NBB-10240, NBB-10260	10R2349	2.40	1.98
● NBX10985PL	6.3	9.9	NBB-10243, NBB-10263	10R2350	4.63	3.80
● NBX10986PL	11.5	11.5	NBB-10245, NBB-10265	10R2351	13.84	11.55
● NBX10987PL	10.4	14.3	NBB-10247, NBB-10267	10R2352	15.40	12.85
● NBX10988PL	10.4	14.3	NBB-10251, NBB-10271, NBB-22251	10R2353	14.15	11.81
● NBX10990PL	13.1	17.6	NBB-10253, NBB-10273	10R2354	23.51	19.61

(82490)

Designing a signal acquisition system? See our huge selection of analog & mixed signal semiconductors in this catalog and online.

(148858)

NEMA, UL, IEC WATERTIGHT PLASTIC BOXES



- Gasketed enclosures meet NEMA 1, 2, 4, 4X, 12, 13 IEC 529, IP65 and UL-508-4X specifications
- May be used in wet, dirty, and corrosive environments
- Phillips drive non-metallic fasteners
- Indoor versions are ABS/PC blended plastic with UL94-5VB flammability rating
- Outdoor versions are PC/PBT blended plastic with UL94-5VA flammability rating and UV stabilized
- Optional clear doors are polycarbonate with UL94V-0 flammability rating
- Modifications available, call Newark
- Order accessories separately on this page



INDOOR VERSION

Mfg. Part No.	Dimensions (in.)			Door	Stock No.	Price Each		
	L	W	H			1-3	4-14	15-24
● NBD-10442	11.02	7.48	5.03	Solid	83F6467	46.49	38.74	34.90
● NBD-10445	15.00	7.53	7.00	Solid	83F6468	69.89	58.24	52.42
● NBD-10449	13.42	11.05	5.11	Solid	83F6469	66.82	55.70	50.13
● NBD-10452	14.96	11.02	7.01	Solid	83F6470	88.72	73.95	66.56
● NBD-10456	22.08	14.97	7.04	Solid	83F6471	151.22	126.00	113.42
● NBD-10462	7.48	11.02	5.03	Clear	83F6472	46.49	38.74	34.90
● NBD-10465	15.00	7.53	7.00	Clear	83F6473	69.89	58.24	52.42
● NBD-10469	13.42	11.05	5.11	Clear	83F6474	63.55	52.94	47.64
● NBD-10472	14.96	11.02	7.01	Clear	83F6475	88.72	73.95	66.56
● NBD-10476	22.08	14.97	7.04	Clear	83F6476	144.04	120.28	108.27

OUTDOOR VERSION

● NBD-15442	11.02	7.48	5.03	Solid	95B0364	49.30	41.08	36.98
● NBD-15449	13.42	11.05	5.11	Solid	95B0368	75.51	62.92	56.63
● NBD-15452	14.96	11.02	7.01	Solid	95B0369	96.31	80.24	72.23
● NBD-15456	22.08	14.97	7.04	Solid	95B0374	174.05	144.98	130.47

(82492)

NEMA, UL, IEC WATERTIGHT PLASTIC BOXES



- Gasketed enclosures meet NEMA 1, 2, 4, 4X, 12, 13 IEC 529, IP65 and UL-508-4X specifications
- May be used in wet, dirty, and corrosive environments
- ABS/PC blended plastic with UL94-5VB flammability rating
- Suggested service temperature -40°C to +70°C
- Non-metallic hinges with snap-action latches; swing-frame panel
- Optional clear doors are polycarbonate with UL94V-0
- Modifications available, call Newark
- Order accessories separately on this page



Mfg. Part No.	Dimensions (in.)			Door Color	Stock No.	Price Each		
	Length	Width	Height			1-14	15-24	25-34
● NBE-10543	11.28	7.47	5.5	Solid	83F6477	71.82	64.64	57.46
● NBE-10547	15.68	11.73	6.3	Solid	83F6478	89.55	80.60	71.66
● NBE-10553	14.64	19.17	7.85	Solid	83F6479	135.57	122.00	108.48
● NBE-10563	11.28	7.47	5.5	Clear	83F6481	71.82	64.64	57.46
● NBE-10567	15.68	11.73	6.3	Clear	83F6482	94.07	84.66	75.25
● NBE-10573	14.64	19.17	7.85	Clear	83F6483	142.33	128.08	113.88
● NBE-10578	28.91	21.03	9.87	Clear	83F6484	389.90	350.90	311.90

(82493)

POLE MOUNTING BRACKETS



- Zinc-plated and dichromate sealed steel brackets
- Stainless steel, quick-adjust and high strength band clamps
- Kit includes two brackets, two band clamps and all necessary mounting hardware



Mfg. Part No.	Dim. (in.) H x W	For Use With	Stock No.	Price Each
				1-3
● BPM22260	8 x 2.69	AN-1304 to AN-1310, AN-1313 to AN-1317, PN-1323 to PN-1326, PN-1329, PN-1331 to PN-1341, NF-6610 to NF-6613, NFL-6630 to NFL-6633, SN-3700 to SN-3702, SN-3704, NBB-22220 to NBB-22223, NBB-22240 to NBB-22243, NBE-10543, NBE-10563, NBA-10142, NBA-10144, NBD-10442, NBD-10445	10R2339	79.56
● BPM22261	19.75 x 3.49	PN-1342 to PN-1344, NF-6613, NF-6614, NFL-6633, NFL-6634, SN-3703, SN-3705 to SN-3709, SNB series, NBB-22245 to NBB-22258, NBE-10547 to NBE-10558, NBE-10567 to NBE-10578, NBA-10148, NBD-10449, NBD-10452	10R2340	113.36

(148688)

NEMA, UL, IEC PLASTIC BOX ACCESSORIES



16 gauge galvanized steel panels that attach to the mounting bosses of the cabinet and are used to mount equipment without drilling through enclosure and damaging NEMA rating.

INTERNAL PANELS

Mfg. Part No.	For Use With	Dimensions (in.)		Stock No.	Price Each
		W	H		1-5
● NBX-10980	NBA Series Enclosures	6.74	10.5	83F5559	7.91
● NBX-10981	NBA Series Enclosures	10.44	14.3	83F5560	15.19
● NBX-10982	NBA Series Enclosures	14.28	18.2	83F5561	22.05
● NBX-10983	NBA Series Enclosures	13.9	22.1	83F5562	27.77
● NBX-10984	NBB Series Enclosures	4.88	4.9	83F5563	4.42
● NBX-10985	NBB, NBD and NBE Series Enclosures	6.38	9.9	83F5564	8.43
● NBX-10986	NBB Series Enclosures	11.46	11.5	83F5565	11.86
● NBX-10987	NBB and NBE Series Enclosures	10.43	14.3	83F5566	15.19
● NBX-10988	NBB Series Enclosures	12.99	9.06	56J7476	18.62
● NBX-10990	NBB and NBE Series Enclosures	12.8	17.6	83F5567	19.45
● NBX-10991	NBB and NBE Series Enclosures	18.9	26.8	83F5568	43.06
● NBX-10996	NBD Series Enclosures	10	12.3	83F5572	14.77
● NBX-10997	NBD Series Enclosures	10	13.8	83F5573	24.03
● NBX-10999	NBD Series Enclosures	20.9	13.6	83F5574	27.25

ACCESSORIES

Mfg. Part No.	Description	Pack Qty.	Stock No.	Price Each
				1-5
● NBX-10911	Top Mount Vent	1	83F5544	3.44
● NBX-10920	Small External Wall Mounting Brackets	4	83F5546	5.72
● NBX-10922	Medium External Wall Mounting Brackets	4	83F5547	6.76
● NBX-10924	Large External Wall Mounting Brackets	4	83F5548	1.77
● NBX-10970	Internal Panel Hinge Bracket Kit	2	83F5558	3.12

LOCKING HASP KIT

Used in combination with customer supplied padlock to secure enclosures against entry. Kit comes complete with hasp, gasket and all mounting hardware.

Mfg. Part No.	Description	Stock No.	Price Each		
			1-5	6-99	100-199
● NBX-10915	Locking hasp kit	83F5545	16.02	13.37	12.02

(82500)

FIBERGLASS WATERTIGHT NEMA ENCLOSURES



- Meets NEMA 1, 2, 4, 4X, 12, and 13 ratings
- Meets IP66 ratings
- Meets UL508-4X requirements
- Light gray finish



Screw Cover

Latch Cover

Enclosures are constructed of a durable and easy to machine fiberglass reinforced plastic (SMC). They are suitable for outdoor and indoor applications. Hinges, screws, latches and wall mounting brackets are made of stainless steel. Powder coated internal steel panel is also included.

Mfg. Part No.	External Dim. (in.)			Internal Dim. (in.)			Cover	Stock No.	Price Each
	H	W	D	H	W	D			1-3
● NF-6610	7.75	7.75	4.5	6.1	6.1	4.2	Screw	34M2296	42.05
● NF-6611	9.64	7.76	4.5	8	6.1	4.2	Screw	34M2297	43.30
● NF-6612	11.78	9.9	6.5	10.1	8.26	6.1	Screw	34M2298	59.00
● NF-6613	13.78	11.9	6.5	12.1	10.3	6.1	Screw	34M2299	63.98
● NF-6614	15.79	13.89	6.5	14.15	12.25	6.1	Screw	34M2300	64.20
● NFL-6630	7.75	7.75	4.8	6.1	6.1	4.2	Latch	09R5012	57.31
● NFL-6631	9.64	7.75	4.8	8	6.1	4.2	Latch	08R4691	63.65
● NFL-6632	11.78	9.9	6.8	10.1	8.26	6.1	Latch	08R4693	79.77
● NFL-6633	13.78	11.9	6.8	12.1	10.3	6.1	Latch	09R5013	102.39
● NFL-6634	15.78	13.9	6.8	14.15	12.25	6.1	Latch	09R5014	115.70

(90516)

NEMA ENCLOSURES

WATERTIGHT SHEET METAL BOX WITH MOUNTING BRACKET



- NEMA 1, 2, 4, 4X, 12, 13 and IP65 and UL508-4X ratings
- Durable 14 gauge steel
- Smooth continuous welded seams
- Hinged cover clamps to base to allow watertight seal
- Stainless steel screws and brackets included
- Weld nut for inner panel mounting
- Bonding studs for grounding on base and door
- 14 ga. steel removable powder-coated panel included for easy component mounting
- Modifications available, *contact Newark*



Mfg. Part No.	Dimensions (in.)			Stock No.	Price Each		
	H	W	D		1-3	4-14	15-24
● SN-3700	6	4	3	93K7420	41.54	34.66	31.22
● SN-3701	8	6	3.5	93K7421	49.96	41.68	37.54
● SN-3702	6	6	4	93K7422	45.89	38.28	34.48
● SN-3703	12	10	5	93K7423	81.00	67.58	60.86
● SN-3704	10	8	6	93K7424	76.75	64.03	57.67
● SN-3705	12	12	6	93K7425	94.64	78.89	70.98
● SN-3706	14	12	6	93K7426	103.26	86.15	77.59
● SN-3707	16	14	6	93K7427	123.36	102.91	92.69
● SN-3709	16	14	10	93K7429	151.84	126.52	113.88

(89365)

STEEL WATERTIGHT NEMA ENCLOSURES



- Meets NEMA 1, 2, 4, 4X, 12, and 13 ratings
- Meets IP65 rating and UL508-4X requirements
- Key lock cover provided
- Bonding studs for grounding provided on base and door
- Smooth gray powder finish



SNB series NEMA sheet metal boxes are constructed of a continuous seam welded 16 gauge steel. Their unique stainless steel hinges allow for easy disassembly of cover. Wall mounting holes are located on the inside for security. A Zinc plated 14 gauge steel removable inner panel is also included.

Mfg. Part No.	Dimensions (in.)			Stock No.	Price Each		
	H	W	D		1-3	4-14	15-24
● SNB-3738	7.87	5.91	5.91	09R5430	49.40	41.19	37.08
● SNB-3739	7.87	7.87	3.98	09R5431	51.80	43.16	38.85
● SNB-3741	9.84	7.87	3.98	09R5433	58.45	48.73	43.84
● SNB-3730	9.84	7.87	5.91	34M2382	51.59	43.01	38.69
● SNB-3740	9.84	9.84	5.91	09R5432	72.60	60.48	54.45
● SNB-3731	11.81	9.84	5.91	34M2383	57.31	47.74	42.96
● SNB-3732	11.81	9.84	7.87	34M2384	60.32	50.29	45.24
● SNB-3733	11.81	11.81	5.91	34M2385	63.03	52.52	47.27
● SNB-3734	11.81	11.81	7.87	34M2386	68.07	56.68	51.02
● SNB-3735	15.75	11.81	5.91	34M2387	71.35	59.44	53.51
● SNB-3736	15.75	11.81	7.87	34M2388	89.65	74.73	67.24
● SNB-3743	15.75	13.98	7.87	09R5435	123.04	102.55	92.30
● SNB-3737	15.75	15.75	7.87	34M2389	78.45	71.55	64.22

(90499)

NEMA SHEET METAL BOXES WITH LIFT-OFF SCREW COVER



- Meets NEMA 1, 2, 4, 4X, 12, 13 and IP65 ratings
- UL listed to UL508-4X requirements (pending)
- Continuous seam welded 16 gauge steel construction
- Wall mounting holes located inside for security
- Bonding studs for grounding provided on base and door
- Finish is smooth gray powder coat



Includes 14 gauge steel, zinc plated removable inner panel.

Mfg. Part No.	Dimensions (in.)			Stock No.	Price Each		
	H	W	D		1-3	4-14	15-24
● SNC-3750	9.84	7.87	5.91	89M4573	61.78	51.48	46.34
● SNC-3751	11.81	9.84	5.91	89M4574	66.77	55.64	50.08
● SNC-3752	11.81	9.84	7.87	89M4575	69.79	58.14	52.32
● SNC-3753	11.81	11.81	5.91	89M4576	72.28	60.22	54.19
● SNC-3754	11.81	11.81	7.87	89M4577	76.91	64.07	57.67
● SNC-3755	15.75	11.81	5.91	89M4578	80.40	66.98	60.27

➔ CONTINUED ➔

NEMA SHEET METAL BOXES WITH LIFT-OFF SCREW COVER (CONT.)

Mfg. Part No.	Dimensions (in.)		Stock No.	Price Each		
	H	W x D		1-3	4-14	15-24
● SNC-3756	15.75	x 11.81 x 7.87	89M4579	84.24	70.20	63.18
● SNC-3757	15.75	x 15.75 x 7.87	89M4580	104.52	87.10	78.42

(110544)

DIE-CAST WATERTIGHT ALUMINUM BOXES



- NEMA 1, 2, 3, 4, 12, 13; IP65, IEC
- Gasket installed
- PC board mounting bosses
- Wall mount holes
- Tested and passed UL 508-4 requirements



Resist atmospheric and marine corrosion. Wall mount and cover attaching screws are outside the sealed area to further allow integrity of the seal. Internal bosses for mounting PC boards horizontally or for connecting terminals. Internal guide slots for mounting PC board assemblies vertically. Include M4 stainless steel nonmagnetic screws, copper-plated ground screw and washer. For non-NEMA die-cast boxes look on pages 2286-2287. Modifications available; go online or call Newark.

NATURAL

Mfg. Part No.	Dimensions (in.)		Thickness (in.)	Stock No.	Price Each		
	H	W x D			1-5	6-99	100-199
● AN-1300	1.18	x 1.42 x 3.54	0.11	95F935	6.56	5.46	4.94
● AN-1301*	1.38	x 2.28 x 2.50	0.13	95F936	6.76	5.62	5.05
● AN-1302*	1.18	x 2.56 x 4.53	0.13	95F937	9.78	8.17	7.34
● AN-1303*	2.17	x 2.56 x 4.53	0.13	95F938	11.86	9.88	8.90
● AN-1304*	2.17	x 3.54 x 4.53	0.13	95F939	13.94	11.60	10.46
● AN-1305	2.95	x 4.25 x 5.83	0.13	95F940	24.96	20.80	18.72
● AN-1306	2.17	x 4.76 x 6.73	0.13	95F941	25.38	21.17	19.04
● AN-1307*	2.17	x 5.83 x 8.82	0.12	95F942	26.84	22.36	20.13
● AN-1308*	3.25	x 5.75 x 8.75	0.12	50B1140	33.39	27.88	25.07
● AN-1309*	4.00	x 4.75 x 4.75	0.13	99B1068	29.75	24.86	22.36
● AN-1310*	4.00	x 4.75 x 4.75	0.13	91B9541	33.39	27.88	25.07
● AN-1311*	1.18	x 1.77 x 1.97	0.12	49H5766	6.56	5.46	4.94
● AN-1312*	1.34	x 2.52 x 3.86	0.12	49H5768	9.73	8.12	7.28
● AN-1313*	1.57	x 3.15 x 4.92	0.12	49H5770	13.11	10.92	9.83
● AN-1314*	2.24	x 3.15 x 4.92	0.12	49H5772	15.60	13.00	11.70
● AN-1315*	1.42	x 2.48 x 5.91	0.15	49H5774	14.67	12.22	11.03
● AN-1316*	2.36	x 3.94 x 6.30	0.12	49H5776	25.48	21.22	19.09
● AN-1317*	3.19	x 3.94 x 6.30	0.12	49H5778	28.50	23.77	21.38

GRAY

● AN-1300-G	1.18	x 1.42 x 3.54	0.11	94B0747	11.34	9.47	8.53
● AN-1301-G*	1.38	x 2.28 x 2.50	0.13	95F6373	11.76	9.78	8.79
● AN-1302-G*	1.18	x 2.56 x 4.53	0.13	95F6374	15.81	13.16	11.86
● AN-1303-G*	2.17	x 2.56 x 4.53	0.13	95F6375	18.52	15.45	13.89
● AN-1304-G*	2.17	x 3.54 x 4.53	0.13	95F6376	22.26	18.57	16.70
● AN-1305-G	2.95	x 4.25 x 5.83	0.13	95F6377	35.78	29.80	26.84
● AN-1306-G	2.17	x 4.76 x 6.73	0.13	95F6378	36.20	30.16	27.15
● AN-1307-G*	2.17	x 5.83 x 8.82	0.12	95F6379	38.90	32.40	29.18
● AN-1308-G*	3.25	x 5.75 x 8.75	0.12	99B1067	48.88	40.72	36.66
● AN-1309-G*	4.00	x 4.75 x 4.75	0.13	99B1069	39.11	32.61	29.33
● AN-1310-G*	4.00	x 6.25 x 6.25	0.13	99B1070	48.88	40.72	36.66
● AN-1314-G*	2.24	x 3.15 x 4.92	0.12	49H5773	23.72	19.76	17.79
● AN-1316-G*	2.36	x 3.94 x 6.30	0.12	49H5777	35.57	29.64	26.68
● AN-1317-G*	3.19	x 3.94 x 6.30	0.12	49H5779	40.25	33.54	30.22

WALL-MOUNT BRACKETS

Mfg. Part No.	Color	Stock No.	Price Each		
			1-5	6-99	100-199
● ANX-1390	Natural	89M4563	4.27	3.54	3.18
● ANX-1390-B	Black	89M4564	7.08	5.88	5.31
● ANX-1390-G	Gray	89M4565	7.08	5.88	5.31

*Wall Mount (6947)

10

element14

Research, Refine, Design Seamlessly

Experience the definitive technical portal/community for electronic design engineers at www.element-14.com

(148859)

DIE-CAST WATERTIGHT ALUMINUM BOXES WITH MOUNTING BRACKETS



- Tested and listed to UL-508 Type 4X requirements
- Meets NEMA 1, 2, 4, 4X, 12, 13 requirements
- ADC-10 aluminum alloy construction
- Excellent screening properties
- Gasket covers attach with M4 stainless steel screws
- Internal bosses for mounting PC boards horizontally
- Mounts to wall or panel
- Heavy-duty 0.09" thick external wall mounting bracket

Feature EPDM gaskets installed in natural aluminum finish boxes; included but not installed in black finish boxes. Most models also allow for vertical PC board mounting. Easy to mount, allows for mounting box without having to remove cover; mounts at base to allow access to internal components without unmounting box. Color: natural aluminum finish or smooth black powdercoat finish. Modifications available, *contact Newark*.

NATURAL ALUMINUM FINISH

Mfg. Part No.	Dimensions (in.)				Wall Thick. (in.)	Stock No.	Price Each		
	H	W	D	Body Ht.			1-5	6-99	100-199
● AN-2801	1.38	2.28	2.52	1.17	0.13	97H4967	14.94	12.41	11.22
● AN-2802	1.18	2.56	4.53	0.98	0.13	97H4969	18.72	15.55	14.06
● AN-2803	2.17	2.56	4.53	1.96	0.13	97H4971	21.46	17.82	16.12
● AN-2804	2.17	3.54	4.53	1.96	0.13	97H4973	23.25	19.32	17.47
● AN-2805	2.95	4.25	5.83	2.52	0.13	97H4975	36.67	30.46	27.55
● AN-2807	2.17	5.75	8.75	1.98	0.12	97H4979	40.88	34.06	30.68
● AN-2808	3.25	5.75	8.75	1.98	0.12	97H4981	46.59	38.70	35.01
● AN-2809	4.00	4.75	4.75	3.20	0.13	97H4983	40.77	33.96	30.58
● AN-2810	4.00	6.25	6.25	3.20	0.13	97H4985	45.76	38.12	34.32
● AN-2811	1.12	1.77	1.97	0.89	0.12	97H4987	14.18	11.78	10.65

SMOOTH BLACK POWDER-COATED FINISH


● AN-2801-B	1.38	2.28	2.52	1.17	0.13	97H4968	15.88	13.19	11.93
● AN-2803-B	2.17	2.56	4.53	1.96	0.13	97H4972	23.06	19.16	17.33
● AN-2804-B	2.17	3.54	4.53	1.96	0.13	97H4974	25.90	21.51	19.46
● AN-2805-B	2.95	4.25	5.83	2.52	0.13	97H4976	40.73	33.84	30.61
● AN-2806-B	2.17	4.76	6.73	1.73	0.13	97H4978	41.49	34.47	31.17
● AN-2807-B	2.17	5.75	8.75	1.98	0.12	97H4980	48.16	40.15	36.14
● AN-2808-B	3.25	5.75	8.75	1.98	0.12	97H4982	54.06	44.91	40.62
● AN-2809-B	4.00	4.75	4.75	3.20	0.13	97H4984	44.23	36.74	33.23
● AN-2810-B	4.00	6.25	6.25	3.20	0.13	97H4986	50.66	42.08	38.06
● AN-2811-B	1.12	1.77	1.97	0.89	0.12	97H4988	14.88	12.38	11.13
● AN-2817-B	3.19	3.93	6.29	2.40	0.12	97H5000	42.91	35.64	32.24

(78561)

DIE-CAST WATERTIGHT ALUMINUM NEMA BOXES



Without Molded-in Flanges



With Molded-in Flanges

- Rugged #ADC-12 alloy die cast aluminum box with NEMA 1, 2, 4, 4X, 12, 13 and IP65 ratings
- Self-adhesive gasket easily attaches to cover
- Cover attaches with 4 or 6 screws for a secure and tight seal
- Many sizes have internal card guides for PC board mounting or partitioning

Available in natural finish, other finishes available. Easily machined and modified for customization, *go online or call*.

Mfg. Part No.	Dimensions (in.)			Molded-In Card Guides	Stock No.	Price Each	
	H	W	D			1-5	6-99
● CN-5700	1.22	2.16	2.36	Yes	79K6000	5.93	4.94
● CN-5701	10	2.16	3.15	Yes	79K6001	6.45	5.36
● CN-5702	1.22	1.38	3.52	No	79K6002	5.72	4.79
● CN-5703	1.22	2.5	4.51	No	79K6003	9.21	7.65
● CN-5704	2.22	2.5	4.51	No	79K6004	10.92	9.10
● CN-5705	1.44	3.57	4.54	No	79K6005	12.69	10.61
● CN-5706	1.44	4.73	3.95	Yes	79K6006	12.48	10.40
● CN-5707	3.05	4.01	5.47	Yes	79K6007	17.48	14.56
● CN-5708	3.05	5.01	6.51	Yes	79K6008	22.68	18.93
● CN-5709	2.22	4.77	6.78	No	79K6009	20.91	17.42
● CN-5710	4.21	4.77	6.78	No	79K6010	25.69	21.43
● CN-5711	2.25	5.74	8.75	No	79K6011	27.46	22.94
● CN-5712	4.22	5.74	8.75	No	79K6012	37.13	31.00
● CN-5713	4.01	9.85	9.85	Yes	79K6013	65.11	54.34
● CN-5714	2.64	6.89	10.81	Yes	79K6014	40.46	33.75

➔ CONTINUED ➔

DIE-CAST WATERTIGHT ALUMINUM NEMA BOXES (CONT.)

Mfg. Part No.	Dimensions (in.)			Molded-In Card Guides	Stock No.	Price Each	
	H	W	D			1-5	6-99
● CN-6702	3.52	1.38	1.22	Yes	79K6015	7.28	6.09
● CN-6703	4.51	2.5	1.22	Yes	79K6016	11.55	9.62
● CN-6704	4.51	2.5	2.22	Yes	79K6017	13.63	11.39
● CN-6705	4.54	3.57	2.22	Yes	79K6018	15.50	12.95
● CN-6706	4.73	3.95	1.44	Yes	79K6019	15.50	12.95
● CN-6707	5.47	4.01	3.05	Yes	79K6020	20.60	17.16
● CN-6708	6.51	5.01	3.05	Yes	79K6021	25.80	21.53
● CN-6709	6.78	4.77	2.22	Yes	79K6022	24.03	20.08
● CN-6710	6.78	4.77	4.21	Yes	79K6023	28.92	24.13
● CN-6711	8.75	5.74	2.25	Yes	79K6024	32.45	27.10

(8063)

DIE-CAST WATERTIGHT ALUMINUM BOX WITH HINGED COVER



- Hinged cover
- External mounting brackets
- NEMA 1, 2, 4, 4X, 12, 13 and IP65
- Available in smooth black powder coat finish
- Offers EMC protection

Hinged cover allows for easy access without risk of damage to cover. External mounting brackets allow the box to be mounted on a wall or panel without having to remove the cover and exposing internal components to the environment. Gasketed cover attaches with screws. Easily machined and modified to your particular requirements. Modifications available; *go online or call*.

Mfg. Part No.	Dimensions (in.) H x W x D	Stock No.	Price Each		
			1-5	6-99	100-199
● AN-2900	1.98 x 3.04 x 3.95	27K6569	30.89	25.80	23.20
● AN-2901	2.23 x 3.92 x 4.54	27K6570	32.87	27.41	24.65

(84584)

EMI/RFI NEMA BOXES



- One-piece molded outer silicone gasket meets NEMA 4X and IP67 requirements
- Rugged #ADC-12 die cast aluminum alloy, meets IP65
- Thick wall (0.098", 2.5 mm) construction
- Second wire-mesh with sponge rubber gasket provides EMI/RFI protection
- Recessed area on cover surface for decals

ENCLOSURES

Mfg. Part No.	Dimensions (in.) H x W x D	Color	Stock No.	Price Each		
				1-5	6-99	100-199
● ANS-3801	1.77 x 3.79 x 3.79	Natural	89M4543	18.10	15.08	13.58
● ANS-3801-B	1.77 x 3.79 x 3.79	Black	89M4544	22.99	19.14	17.22
● ANS-3803	2.64 x 3.79 x 3.79	Natural	89M4545	19.35	16.12	14.51
● ANS-3803-B	2.64 x 3.79 x 3.79	Black	89M4546	24.86	20.70	18.62
● ANS-3805	1.77 x 3.78 x 7.56	Natural	89M4547	29.54	24.60	22.16
● ANS-3805-B	1.77 x 3.78 x 7.56	Black	89M4548	36.51	30.42	27.41
● ANS-3807	2.64 x 3.78 x 7.56	Natural	89M4549	32.04	26.68	24.03
● ANS-3807-B	2.64 x 3.78 x 7.56	Black	89M4550	40.36	33.65	30.27
● ANS-3809	6.81 x 2.6 x 10.79	Natural	89M4551	58.35	48.62	43.79
● ANS-3809-B	6.81 x 2.6 x 10.79	Black	89M4552	70.72	58.92	53.04
● ANS-3811	6.81 x 3.94 x 10.79	Natural	89M4553	65.32	54.45	48.99
● ANS-3811-B	6.81 x 3.94 x 10.79	Black	89M4554	79.04	65.89	59.28
● ANS-3813	3.94 x 1.97 x 5.91	Natural	89M4555	26.63	22.21	19.97
● ANS-3813-B	3.94 x 1.97 x 5.91	Black	89M4556	33.49	27.93	25.12
● ANS-3815	3.94 x 2.95 x 5.91	Natural	89M4557	31.52	26.26	23.66
● ANS-3815-B	3.94 x 2.95 x 5.91	Black	89M4558	39.73	33.13	29.80
● ANS-3817	5.91 x 1.97 x 7.87	Natural	89M4559	48.68	40.56	36.51
● ANS-3817-B	5.91 x 1.97 x 7.87	Black	89M4560	59.70	49.77	44.78
● ANS-3819	5.91 x 2.95 x 7.87	Natural	89M4561	53.88	44.88	40.41
● ANS-3819-B	5.91 x 2.95 x 7.87	Black	89M4562	66.25	55.23	49.72

➔ CONTINUED ➔

NEMA ENCLOSURES

EMI/RFI NEMA BOXES (CONT.)

WALL-MOUNT BRACKETS

Mfg. Part No.	Color	Stock No.	Price Each		
			1-5	6-99	100-199
● ANX-1390	Natural	89M4563	4.27	3.54	3.18
● ANX-1390-B	Black	89M4564	7.08	5.88	5.31
● ANX-1390-G	Gray	89M4565	7.08	5.88	5.31

(110542)

NON-METALLIC WATERTIGHT BOXES



- Designed to IP65 of IEC 529 and NEMA 1, 2, 4, 4X, 12, 13
- PN series boxes feature a smooth, flush top cover
- PNR series boxes feature a recessed area in the top cover for labels, nameplates, keypads, etc.
- Polycarbonate bodies and covers have a UL stabilized UL94V2 flammability rating; suggested service temperature: -40°C to +120°C
- ABS bodies and covers have a UL94-HB flammability rating; suggested service temperature: -40°C to +80°C
- All have wall-mounting holes
- Cable glands available on page 2265
- Modifications available; go online or call Newark



LIGHT GRAY POLYCARBONATE BODY AND COVERS

Light Gray

Mfg. Part No.	Dimensions (in.) H x W x D	Stock No.	Price Each		
			1-5	6-99	100-199
● PN-1320	1.38 x 2.28 x 2.56	95F960	7.70	6.40	5.78
● PN-1321	1.57 x 2.56 x 4.53	95F961	11.24	9.36	8.43
● PN-1322	2.17 x 2.56 x 4.53	95F962	12.17	10.14	9.16
● PN-1323	2.17 x 3.54 x 4.53	95F963	13.94	11.60	10.46
● PN-1324	2.17 x 4.76 x 6.73	95F964	19.56	16.28	14.67
● PN-1325	2.17 x 5.75 x 8.74	95F965	25.90	21.58	19.45
● PN-1326	2.17 x 3.15 x 7.68	66F3901	19.56	16.28	14.67
● PN-1328	3.15 x 3.54 x 4.53	66F3904	17.06	14.20	12.80
● PN-1327	3.16 x 4.76 x 6.73	92F2518	22.16	18.46	16.64
● PN-1329	2.95 x 5.75 x 8.74	66F3907	29.75	24.81	22.31
● PN-1330	1.38 x 1.97 x 2.05	52F6534	6.14	5.10	4.58
● PN-1331	2.17 x 3.15 x 3.23	52F6535	11.76	9.78	8.79
● PN-1332	2.17 x 3.15 x 6.30	52F6536	16.02	13.37	12.02
● PN-1333	3.35 x 3.15 x 6.30	52F6537	17.16	14.30	12.90
● PN-1334	2.95 x 4.72 x 7.87	52F6538	24.34	20.28	18.26
● PN-1335	10.43 x 7.28 x 3.74	91F3908	39.94	33.41	28.04
● PN-1336	4.72 x 4.72 x 2.36	91F3909	17.48	14.62	12.27
● PN-1337	4.72 x 4.72 x 3.54	91F3910	18.93	15.84	13.29
● PN-1338	6.30 x 6.30 x 2.36	91F3911	24.24	20.28	17.01
● PN-1339	6.30 x 6.30 x 3.54	91F3912	26.00	21.75	18.25
● PN-1340	3.54 x 6.30 x 9.45	91B8157	31.00	25.90	23.30
● PN-1341	4.72 x 6.30 x 9.45	99B1497	38.48	32.14	28.92
● PN-1342	3.39 x 9.06 x 11.81	99B1500	71.97	60.12	54.08
● PN-1343	4.37 x 9.06 x 11.81	99B1503	80.71	67.40	60.64
● PN-1344	5.91 x 7.87 x 14.17	99B1506	97.35	81.28	73.17
● PNR-2600	2.17 x 3.94 x 3.94	77C5283	14.15	11.81	10.61
● PNR-2601	3.54 x 3.94 x 3.94	77C5286	15.71	13.11	11.81
● PNR-2602	2.17 x 4.72 x 3.15	77C5289	15.19	12.69	11.44
● PNR-2603	3.35 x 4.72 x 3.15	77C5292	16.23	13.52	12.17
● PNR-2604	3.54 x 7.87 x 4.72	77C5295	24.13	20.13	18.10
● PNR-2605	2.36 x 9.45 x 4.72	77C5298	25.48	21.27	19.14
● PNR-2606	3.94 x 9.45 x 4.72	77C5301	31.20	26.06	23.46
● PNR-2608	2.95 x 7.87 x 5.91	77C5307	25.59	21.38	19.24

LIGHT GRAY POLYCARBONATE BODY AND CLEAR COVERS

● PN-1320-C	1.38 x 2.28 x 2.56	95F6385	8.01	6.66	5.98
● PN-1321-C	1.57 x 2.56 x 4.53	95F6386	11.55	9.62	8.69
● PN-1322-C	2.17 x 2.56 x 4.53	95F6387	12.48	10.40	9.36
● PN-1323-C	2.17 x 3.54 x 4.53	95F6388	14.46	12.07	10.87
● PN-1324-C	2.17 x 4.76 x 6.73	95F6389	20.18	16.80	15.14
● PN-1325-C	2.17 x 5.75 x 8.74	95F6390	26.52	22.10	19.92
● PN-1326-C	2.17 x 3.15 x 7.68	66F3902	19.56	16.28	14.67
● PN-1327-C	3.16 x 4.76 x 6.73	92F2519	22.16	18.46	16.64
● PN-1328-C	3.15 x 3.54 x 4.53	66F3905	17.06	14.20	12.80
● PN-1329-C	2.95 x 5.75 x 8.74	66F3908	29.75	24.81	22.31
● PN-1330-C	1.38 x 1.97 x 2.05	52F6539	6.35	5.31	4.79
● PN-1331-C	2.17 x 3.15 x 3.23	52F6540	11.96	9.99	9.00
● PN-1332-C	2.17 x 3.15 x 6.30	52F6541	16.33	13.63	12.28
● PN-1333-C	3.35 x 3.15 x 6.30	52F6542	17.48	14.56	13.11
● PN-1334-C	2.95 x 4.72 x 7.87	52F6543	24.65	20.54	18.52
● PN-1335-C	10.43 x 7.28 x 3.74	91F3913	39.94	33.41	28.04
● PN-1336-C	4.72 x 4.72 x 2.36	91F3914	17.48	14.62	12.27
● PN-1337-C	4.72 x 4.72 x 3.54	91F3915	18.93	15.84	13.29

▶ CONTINUED ▶

NON-METALLIC WATERTIGHT BOXES (CONT.)

LIGHT GRAY POLYCARBONATE BODY AND CLEAR COVERS

Mfg. Part No.	Dimensions (in.) H x W x D	Stock No.	Price Each		
			1-5	6-99	100-199
● PN-1338-C	6.30 x 6.30 x 2.36	91F3916	24.24	20.28	17.01
● PN-1339-C	6.30 x 6.30 x 3.54	91F3917	26.00	21.75	18.25
● PN-1340-C	3.54 x 6.30 x 9.45	99B1495	31.00	25.90	23.30
● PN-1341-C	9.45 x 6.30 x 4.72	99B1498	38.48	32.14	28.92
● PN-1342-C	3.39 x 9.06 x 11.81	99B1501	71.97	60.12	54.08
● PN-1343-C	4.37 x 9.06 x 11.81	99B1504	80.71	67.40	60.64
● PNR-2602-C	2.17 x 4.72 x 3.15	77C5290	15.19	12.69	11.44
● PNR-2603-C	3.35 x 4.72 x 3.15	77C5293	16.23	13.52	12.17
● PNR-2604-C	3.54 x 7.87 x 4.72	77C5296	24.13	20.13	18.10
● PNR-2605-C	2.36 x 9.45 x 4.72	77C5299	25.48	21.27	19.14

DARK GRAY ABS PLASTIC BODY AND COVERS

● PN-1320-DG	1.38 x 2.28 x 2.56	95F6391	6.14	5.10	4.58
● PN-1321-DG	1.57 x 2.56 x 4.53	95F6392	7.91	6.61	5.93
● PN-1322-DG	2.17 x 2.56 x 4.53	95F6393	8.84	7.39	6.66
● PN-1323-DG	2.17 x 3.54 x 4.53	95F6394	10.77	8.95	8.06
● PN-1324-DG	2.17 x 4.76 x 6.73	95F6395	15.50	12.90	11.60
● PN-1325-DG	2.17 x 5.75 x 8.74	95F6396	21.01	17.53	15.76
● PN-1326-DG	2.17 x 3.15 x 7.68	66F3903	12.85	10.66	9.62
● PN-1327-DG	3.16 x 4.76 x 6.73	92F2520	15.29	12.74	11.50
● PN-1328-DG	3.15 x 3.54 x 4.53	66F3906	11.55	9.62	8.69
● PN-1329-DG	2.95 x 5.75 x 8.74	66F3909	18.72	15.60	14.04
● PN-1330-DG	1.38 x 1.97 x 2.05	52F6544	5.41	4.53	4.06
● PN-1331-DG	2.17 x 3.15 x 3.23	52F6545	8.43	7.02	6.35
● PN-1332-DG	2.17 x 3.15 x 6.30	52F6546	12.28	10.25	9.21
● PN-1333-DG	3.35 x 3.15 x 6.30	52F6547	13.52	11.29	10.14
● PN-1334-DG	2.95 x 4.72 x 7.87	52F6548	18.00	14.98	13.47
● PN-1335-DG	10.43 x 7.28 x 3.74	91F3918	30.27	25.32	21.25
● PN-1336-DG	4.72 x 4.72 x 2.36	91F3919	12.69	10.62	8.91
● PN-1337-DG	4.72 x 4.72 x 3.54	91F3920	13.52	11.31	9.49
● PN-1339-DG	6.30 x 6.30 x 3.54	91F3922	19.56	16.36	13.73
● PN-1340-DG	3.54 x 6.30 x 9.45	99B1496	24.86	20.75	18.67
● PN-1341-DG	4.72 x 6.30 x 9.45	99B1499	28.50	23.82	21.43
● PN-1342-DG	3.39 x 9.06 x 11.81	99B1502	46.18	38.54	34.69
● PN-1343-DG	4.37 x 9.06 x 11.81	99B1505	48.88	40.82	36.77
● PN-1344-DG	5.91 x 7.87 x 14.17	99B1508	57.52	48.05	43.27
● PNR-2601-DG	3.54 x 3.94 x 3.94	77C5288	14.04	11.70	10.56
● PNR-2602-DG	2.17 x 4.72 x 3.15	77C5291	12.07	10.09	9.10
● PNR-2604-DG	3.54 x 7.87 x 4.72	77C5297	17.89	14.93	13.42
● PNR-2606-DG	3.94 x 9.45 x 4.72	77C5303	18.83	15.71	14.15
● PNR-2608-DG	2.95 x 7.87 x 5.91	77C5309	17.58	14.67	13.21

EXTERNAL MOUNTING BRACKETS

External mounting brackets mount to PN Series non-metallic NEMA boxes. Allow box to be mounted to a wall or panel without removing the sealed cover. 4 molded brackets attach to the bottom of the box. Includes nylon ¼ attachment screws. Sold in packages of 4.

Mfg. Part No.	Description	Stock No.	Price per Pkg.		
			1-5	6-49	50-99
● MB-1390-LG	Mounting brackets, light gray	91F3923	2.08	1.72	1.46
● MB-1390-DG	Mounting brackets, dark gray	91F3924	2.08	1.72	1.46

(6977)

HEAVY DUTY PLASTIC NEMA BOXES

Just Added



- NEMA 4, 4X, 12, 13; IP66 of IEC 529; UL 94V-0 flame rating
- Cover attaching screws are outside the sealing area
- Mounting flanges for wall installation
- Internal bosses allow horizontal PCB mounting or for connection of terminals
- Cover screws are M4 stainless steel, non-magnetic
- Polycarbonate material has an operating temperature of -40°C to +120°C and is UV stabilized
- Textured/ recessed surface area suitable for printed graphics, labels, membrane keypads



Mfg. Part No.	Dimensions (in.) H x W x D	Stock No.	Price Each		
			1-5	6-99	100-199
● HD-7600	6.62 x 4.68 x 2.37	09R4650	21.12	17.58	15.81

(148686)

NEMA ENCLOSURES

NEMA 4X PLASTIBOXES™
STYLE J



PT-11800



PT-11801

- Meets NEMA 4X and IP65 specifications
- Made from flame retardant black ABS plastic with UL94-5VA flammability rating
- Easily removable cover screws into threaded brass inserts in base
- 8 PC board mounting bosses in base (PT-11801 has 6 extra mounting bosses inside elevated cover)
- Molded in flanges allow easy wall or panel mounting
- Finish is textured matte black

Mfg. Part No.	Dimensions (in.) H x W x D	Stock No.	Price Each		
			1-5	6-99	100-199
PT-11800	3.00 x 5 x 8.25	89M4571	22.16	18.46	16.64
PT-11801	4.33 x 5 x 8.25	89M4572	23.30	19.40	17.48

(110545)

POLYCARBONATE
WATERTIGHT NEMA
ENCLOSURES



- Meets NEMA 1, 2, 4, 4X, 12, and 13, IEC52/IP65 and UL508-4X
- UL94-V2 flammability rating
- Suitable for wet, dry, and/or corrosive environments
- Cover sealed with silicon gasket
- Transparent blue finish

Suitable as PC board enclosures, junction boxes, and other applications that require monitoring of internal components without the need for removing the cover. Wall mounting holes and cover attaching screws are outside the sealing area, thus preventing ingress of moisture and dust.

Mfg. Part No.	Dimensions (in.)			Stock No.	Price Each		
	H	W	D		1-5	6-99	100-199
BT-2723	4.53	3.54	2.17	34M1888	15.19	12.69	11.44
BT-2724	6.73	4.76	2.17	34M1889	22.16	18.52	16.64
BT-2725	8.74	5.75	2.17	34M1890	29.23	24.39	21.95
BT-2727	6.73	4.76	3.15	34M1891	25.90	21.64	19.45
BT-2734	7.87	4.72	2.95	34M1892	25.28	21.12	18.98
BT-2740	9.45	6.30	3.54	34M1893	35.47	29.59	26.63
BT-2742	11.81	9.06	3.39	34M1894	82.16	68.59	61.73

(90490)

CABLE GLANDS



Assembly consists of black molded nylon body, hex nut, cable nut and a rubber gasket and cable seal. Cable seal maintains NEMA rating for cable entry or exit. Nylon material has UL94V-2 flammability rating and -40°C to +100°C suggested service temperature. Use cable glands with any Bud NEMA boxes.

Mfg. Part No.	Mounting Size	Mounting Hole Diameter (in.)	Cable Range (in.)	Stock No.	Price Each		
					1-5	6-99	100-199
NG-9511	PG-7	0.50	0.12 - 0.26	83F3332	1.77	1.34	1.25
NG-9512	PG-9	0.61	0.16 - 0.31	83F3333	1.77	1.34	1.25
NG-9513	PG-11	0.73	0.20 - 0.39	83F3334	1.88	1.42	1.32
NG-9514	PG-13.5	0.81	0.24 - 0.47	83F3335	2.40	1.81	1.68
NG-9515	PG-16	0.89	0.39 - 0.55	83F3336	2.60	1.97	1.83
NG-9516	PG-21	1.12	0.51 - 0.71	25B6420	3.33	2.76	2.50
NG-9517	PG-29	1.47	0.71 - 0.98	25B6421	7.28	6.09	5.46

(72469)

SMALL ENCLOSURES
(CLAMPED HINGED
COVER)



- NEMA 12 & 13; IP65
- Rugged enclosures feature external screw clamps on 3 sides and continuous hinged cover
- Includes inner panel (except where noted); white powder paint
- Protection against dirt and dust
- Watertight, oil- and petroleum-resistant protection
- Finished in ANSI 61 gray recoatable powder paint

Suitable for transformer or instrument housings. Use as electrical junction and terminal boxes, to mount pneumatic or hydraulic instruments, or as control tubing junction point.

Mfg. Part No.	Dimensions (in.) H x W x D	Stock No.	Price Each		
			1-5	6-14	15-24
1414PHA*	4 x 4 x 3	90F9588	43.50	42.07	40.16
1414PHC4	6 x 4 x 4	90F9593	56.72	54.85	52.35
1414PHC	6 x 4 x 3	90F9589	53.89	52.12	49.75
1414PHE	6 x 6 x 4	90F9594	61.30	59.28	56.59
1414PHG6	8 x 6 x 6	90F9601	76.66	74.14	70.77
1414PHRG	6 x 8 x 3.5	90F9591	65.56	63.40	60.52
1414PHG	8 x 6 x 3.5	90F9590	65.56	63.40	60.52
1414PHH4	8 x 8 x 4	90F9595	74.55	72.09	68.82
1414PHRI	8 x 10 x 4	90F9597	81.25	78.57	75.00
1414PHI	10 x 8 x 4	90F9596	81.98	79.27	75.67
1414PHI6	10 x 8 x 6	90F9602	91.57	88.55	84.52
1414PHJ6	10 x 10 x 6	90F9603	101.58	98.23	93.76
1414PHRK	10 x 12 x 5	90F9600	104.62	101.17	96.57
1414PHKC4	12 x 6 x 4	90F9598	81.36	78.68	75.10
1414PHK	12 x 10 x 5	90F9599	105.49	102.01	97.38
1414PHK8	12 x 10 x 8	90F9611	126.42	122.25	116.70
1414PHL6	12 x 12 x 6	90F9604	122.95	118.89	113.49
1414PHRM6	12 x 14 x 6	90F9607	132.65	128.27	122.44
1414PHMH6	14 x 8 x 6	90F9605	111.82	108.14	103.22
1414PHM6	14 x 12 x 6	90F9606	133.83	129.42	123.53
1414PHM8	14 x 12 x 8	90F9612	151.45	146.45	139.80
1414PHR06	14 x 16 x 6	90F9610	158.22	153.00	146.05
1414PHN6	16 x 10 x 6	90F9608	134.76	130.31	124.39
1414PHO6	16 x 14 x 6	90F9609	159.60	154.34	147.32
1414PHO8	16 x 14 x 8	90F9613	175.03	169.26	161.57
1414PHO10	16 x 14 x 10	90F9614	196.24	189.77	181.14

*Inner panel not included (6974)

SMALL NEMA
ENCLOSURES (CLAMPED
HINGED COVER)



- NEMA 4, 12 & 13 rated
- Rugged enclosures feature external screw clamps on 3 sides and continuous hinged cover
- Includes inner panel (except where noted); white powder paint
- Protection against dirt and dust
- Watertight, oil- and petroleum-resistant protection
- Finished in ANSI 61 gray recoatable powder paint

Suitable for transformer or instrument housings. Use as electrical junction and terminal boxes, to mount pneumatic or hydraulic instruments, or as control tubing junction point.

Mfg. Part No.	Dimensions (in.) H x W x D	Stock No.	Price Each		
			1-5	6-14	15-24
1414N4PHA*	4 x 4 x 3	90F9615	62.18	60.13	57.39
1414N4PHE	6 x 6 x 4	90F9618	84.43	81.65	77.94
1414N4PHG	8 x 6 x 3.5	90F9617	92.31	89.27	85.21
1414N4PHI	10 x 8 x 4	90F9619	112.41	108.70	103.76
1414N4PHI6	10 x 8 x 6	90F9621	129.59	125.32	119.62
1414N4PHK	12 x 10 x 5	90F9620	144.55	139.78	133.43
1414N4PHL6	12 x 12 x 6	90F9622	153.45	148.39	141.64
1414N4PHM6	14 x 12 x 6	90F9623	182.53	176.51	168.49
1414N4PHM8	14 x 12 x 8	90F9625	198.53	191.98	183.26
1414N4PHO10	16 x 14 x 10	90F9626	259.14	250.59	239.20
1414N4PHO6	16 x 14 x 6	90F9624	216.86	209.71	200.18

*Inner panel not included (116718)

NEMA ENCLOSURES

SMALL NEMA 4, 12 & 13 ENCLOSURES (QUARTER TURN LATCH HINGED COVER)



- 16-gauge steel body and door
- Unpainted, galvanized steel inner panel included
- Continuously welded seams, formed lip on door and enclosure to exclude flowing liquids
- Continuously hinged door has 304 stainless steel hinges and provides 180° opening
- Bonding stud on door and ground stud in enclosure
- Permanently secured oil-resistant gasket with retainers
- Door features quarter turn latch formed from black zinc diecast
- Finished in recoatable ANSI/ASA61 gray powder paint



Mfg. Part No.	Dimensions (in.) H x W x D	Stock No.	Price Each		
			1-5	6-14	15-24
● EJ443	4 x 4 x 3	89C5007	43.91	42.47	40.33
● EJ444	4 x 4 x 4	89C5008	46.52	45.00	42.73
● EJ643	6 x 4 x 3	84C9843	42.58	41.17	38.92
● EJ644	6 x 4 x 4	89C5009	55.28	53.48	50.77
● EJ664	6 x 6 x 4	84C9844	59.79	57.84	54.91
● EJ683	6 x 8 x 3.5	89C5010	64.02	61.93	58.80
● EJ863	8 x 6 x 3.5	84C9845	65.31	63.18	59.98
● EJ866	8 x 6 x 6	89C5012	73.35	70.95	67.37
● EJ884	8 x 8 x 4	73C4845	71.27	68.94	65.46
● EJ8104	8 x 10 x 4	89C5011	79.77	77.17	73.27
● EJ1084	10 x 8 x 4	72C9444	79.64	77.04	73.15
● EJ1086	10 x 8 x 6	84C9839	91.82	88.83	84.34
● EJ10106	10 x 10 x 6	89C4998	100.10	96.84	91.94
● EJ1264	12 x 6 x 4	72C9447	71.34	69.01	65.53
● EJ1205	12 x 10 x 5	73C1672	102.42	99.08	94.07
● EJ12108	12 x 10 x 8	89C5000	122.64	118.64	112.64
● EJ12126	12 x 12 x 6	84C9840	108.78	105.24	99.92
● EJ12146	12 x 14 x 6	73C0918	129.63	125.41	119.06
● EJ1486	14 x 8 x 6	89C5003	119.14	115.26	109.43
● EJ14126	14 x 12 x 6	84C9841	129.43	125.21	118.88
● EJ14128	14 x 12 x 8	89C5001	148.00	143.17	135.93
● EJ16106	16 x 10 x 6	89C5004	129.93	125.69	119.33
● EJ16146	16 x 14 x 6	84C9842	153.70	148.69	141.17
● EJ16148	16 x 14 x 8	89C5006	167.17	161.72	153.54
● EJ161410	16 x 14 x 10	89C5005	180.75	174.85	166.01

*Inner panel not included (116719)

SMALL STAINLESS STEEL NEMA ENCLOSURES (QUARTER TURN LATCH HINGED COVER)



- NEMA 3R, 4, 4X, 12 & 13 rated
- 304 Stainless steel body and door
- Unpainted galvanized steel inner panel included
- Continuously welded seams, formed lip on door and enclosure to exclude flowing liquids
- Continuously hinged door has 304 stainless steel hinges and provides 180° opening
- Bonding stud on door and ground stud in enclosure
- Permanently secured oil-resistant gasket with retainers
- Door features quarter turn latches formed from 316 stainless steel



Mfg. Part No.	Dimensions (in.) H x W x D	Stock No.	Price Each		
			1-5	6-14	15-24
● EJ644SS	6 x 4 x 4	50H3919	194.55	188.06	179.42
● EJ664SS	6 x 6 x 4	32H7245	179.24	173.45	165.45
● EJ14126SS	14 x 12 x 6	50H3915	484.69	468.53	446.99
● EJ16146SS	16 x 14 x 6	50H3918	577.17	557.94	532.28

(116732)

SMALL NEMA 12 & 13 LIFT-OFF COVER ENCLOSURES



- NEMA 12 & 13 rated
- Rugged enclosures feature external screw clamps and lift-off cover
- Inner panel (except where noted) and plated lid chain
- Smooth, continuously welded seams
- Enclosure grounding stud
- Welded wall mount brackets
- Permanently secured oil-resistant gasket
- Formed from 14-gauge or 16-gauge steel
- Enclosures finished in recoatable ASA 61 gray powder paint and panels finished in white powder paint



Mfg. Part No.	Dimensions (in.) H x W x D	Stock No.	Price Each		
			1-4	5-9	10-14
● 1414A*	4 x 4 x 3	99F6085	43.25	41.83	39.94
● 1414C	6 x 4 x 3	99F6086	52.67	50.94	48.64
● 1414C4	6 x 4 x 4	83F8940	56.81	54.94	52.46
● 1414E	6 x 6 x 4	83F8941	61.55	59.53	56.84
● 1414G	8 x 6 x 3.5	83F8942	65.76	63.60	60.73
● 1414I	10 x 8 x 4	88F2065	82.35	79.65	76.05
● 1414K	12 x 10 x 5	83F8943	106.00	102.52	97.89
● 1414M6	14 x 12 x 6	83F8944	137.78	133.27	127.24
● 1414M8	14 x 12 x 8	83F8945	190.32	185.09	176.73
● 1414O6	16 x 14 x 6	83F8947	164.16	158.77	151.60

*Inner panel not included (34285)

SMALL STAINLESS STEEL NEMA ENCLOSURES (HINGED COVER)



- NEMA 3R, 4, 4X, 12 & 13 rated
- Rugged enclosures feature external screw clamps on 3 sides and continuous hinged cover
- Includes inner panel; white powder paint
- Protection against dirt and dust
- Watertight, oil- and petroleum-resistant protection



Suitable for transformer or instrument housings. Use as electrical junction and terminal boxes, to mount pneumatic or hydraulic instruments, or as control tubing junction point.

Mfg. Part No.	Dimensions (in.) H x W x D	Stock No.	Price Each		
			1-5	6-14	15-24
● 1414N4PHSSC4	6 x 4 x 4	90F9628	219.03	211.73	201.99
● 1414N4PHSSE	6 x 6 x 4	93B4143	239.60	231.62	220.97
● 1414N4PHSSG	8 x 6 x 3.5	90F9627	268.85	259.89	247.94
● 1414N4PHSSI	10 x 8 x 4	90F9631	330.18	319.17	304.50
● 1414N4PHSSK	12 x 10 x 5	90F9632	466.35	450.80	430.08
● 1414N4PHSSL6	12 x 12 x 6	90F9633	510.61	493.59	470.90
● 1414N4PHSSM6	14 x 12 x 6	90F9634	574.33	555.19	529.66
● 1414N4PHSSO6	16 x 14 x 6	90F9635	587.51	573.94	547.03
● 1414N4PHSSO10	16 x 14 x 10	90F9637	745.26	720.42	687.29

(88578)

SMALL NEMA 12 & 13 SCREW COVER ENCLOSURES



- NEMA 12 & 13 rated
- Rugged enclosures feature captive screw cover
- Smooth, continuously welded seams
- Enclosure grounding stud
- Welded wall mount brackets
- Permanently secured oil-resistant gasket
- Inner panel (except where noted)
- Formed from 14-gauge or 16-gauge steel
- Enclosures finished in recoatable ASA 61 gray powder paint and panels finished in white powder paint



Mfg. Part No.	Dimensions (in.) H x W x D	Stock No.	Price Each		
			1-4	5-9	10-14
● 1414SCA*	4 x 4 x 3	84F003	43.57	42.38	40.46
● 1414SCC	6 x 4 x 3	84F004	54.17	52.68	50.30
● 1414SCE	6 x 6 x 4	99F4210	63.30	61.56	58.78
● 1414SCG	8 x 6 x 3.5	84F005	65.74	60.91	58.69
● 1414SCI	10 x 8 x 4	99F4510	84.76	82.43	78.71
● 1414SCK	12 x 10 x 5	84F006	111.86	108.79	103.87
● 1414SCM6	14 x 12 x 6	84F007	141.80	137.90	131.67
● 1414SCM8	14 x 14 x 8	84F009	195.04	189.68	181.10
● 1414SCO10	16 x 14 x 10	84F010	265.65	258.35	246.68

*Inner panel not included (116734)

Designing a power supply?
See our huge selection of bench & module voltage regulators in this catalog and online.

(148860)

NEMA ENCLOSURES

C-BOX SERIES ENCLOSURES (SCREW COVER)



- NEMA 1
- Designed for general purpose indoor commercial use as a junction, pull or switch box
- Through holes in back for wall mounting
- Grounding location embossed in body
- Enclosure and cover finished in ANSI/ASA 61 gray powder coating



Screw Cover w/ Knockouts

Mfg. Part No.	Dimensions (in.) H x W x D	Knockouts	Stock No.	Price Each		
				1-14	15-24	25-49
● CSK0443	4 x 4 x 3	Yes	72J9489	11.13	10.83	10.53
● CSK0444	4 x 4 x 4	Yes	72J9490	11.35	11.05	10.74
● CSK0663	6 x 6 x 3	Yes	72J9492	15.96	15.53	15.10
● CSK0644	6 x 4 x 4	Yes	72J9491	13.53	13.16	12.80
● CSK0664	6 x 6 x 4	Yes	72J9493	16.20	15.77	15.33
● CSK0863	8 x 6 x 3	Yes	72J9495	18.79	18.29	17.78
● CSK0864	8 x 6 x 4	Yes	72J9496	19.03	18.52	18.01
● CSK0884	8 x 8 x 4	Yes	72J9497	22.21	21.62	21.02
● CSK01084	10 x 8 x 4	Yes	72J9460	25.49	24.80	24.12
● CSK012104	12 x 10 x 4	Yes	72J9462	33.04	32.15	31.26
● CSK012124	12 x 12 x 4	Yes	72J9464	37.56	36.55	35.54
● CSK016124	16 x 12 x 4	Yes	72J9468	46.21	44.96	43.72
● CSK016126	16 x 12 x 6	Yes	72J9469	53.81	52.37	50.92
● CSK018126	18 x 12 x 6	Yes	72J9474	58.78	57.20	55.62
● CSK018143	18 x 14 x 3	Yes	72J9475	50.80	49.44	48.07
● CS443	4 x 4 x 3	No	10J8517	11.13	10.83	10.53
● CS444	4 x 4 x 4	No	72J9565	11.35	11.05	10.74
● CS663	6 x 6 x 3	No	72J9567	15.96	15.53	15.10
● CS644	6 x 4 x 4	No	72J9566	13.53	13.16	12.80
● CS664	6 x 6 x 4	No	72J9568	16.20	15.77	15.33
● CS863	8 x 6 x 3	No	72J9570	18.79	18.29	17.78
● CS864	8 x 6 x 4	No	09J9702	19.03	18.52	18.01
● CS884	8 x 8 x 4	No	09J9707	22.21	21.62	21.02
● CS1084	10 x 8 x 4	No	10J8518	25.49	24.80	24.12
● CS1086	10 x 8 x 6	No	72J9538	30.30	29.49	28.67
● CS10104	10 x 10 x 4	No	10J8520	29.22	28.44	27.65
● CS1284	12 x 8 x 4	No	10J8526	28.87	28.10	27.32
● CS12104	12 x 10 x 4	No	72J9539	33.04	32.15	31.26
● CS12106	12 x 10 x 6	No	10J8521	39.10	38.05	37.00
● CS12124	12 x 12 x 4	No	72J9540	37.56	36.55	35.54
● CS12126	12 x 12 x 6	No	10J8523	44.01	42.83	41.65
● CS12128	12 x 12 x 8	No	72J9541	48.98	47.66	46.34
● CS16124	16 x 12 x 4	No	72J9542	46.21	44.96	43.72
● CS16126	16 x 12 x 6	No	10J8524	53.81	52.37	50.92
● CS16168	16 x 16 x 8	No	72J9545	73.23	71.26	69.30
● CS18124	18 x 12 x 4	No	72J9546	50.56	49.20	47.84
● CS18126	18 x 12 x 6	No	72J9547	58.78	57.20	55.62
● CS18186	18 x 18 x 6	No	72J9550	78.40	76.30	74.19
● CS24186	24 x 18 x 6	No	72J9554	123.32	120.01	116.69
● CS36246	36 x 24 x 6	No	72J9562	221.66	215.70	209.74
● CS36248	36 x 24 x 8	No	72J9563	242.66	236.14	229.61

(88705)

C-BOX SERIES ENCLOSURES (HINGED COVER)



- NEMA 1
- Designed for general purpose indoor commercial use as a junction, pull or switch box
- Through holes in back for wall mounting
- Grounding location embossed in body
- Enclosure and cover are finished in ANSI/ASA 61 gray powder coating



Mfg. Part No.	Dimensions (in.) H x W x D	Stock No.	Price Each		
			1-14	15-24	25-49
● CHK0644	6 x 4 x 4	72J9236	13.41	13.04	12.67
● CHK0663	6 x 6 x 3.5	72J9237	13.25	12.88	12.52
● CHK0664	6 x 6 x 4	72J9238	16.10	15.65	15.20
● CHK0666	6 x 6 x 6	72J9239	19.50	18.96	18.42

➔ CONTINUED ➔

C-BOX SERIES ENCLOSURES (HINGED COVER) (CONT.)

Mfg. Part No.	Dimensions (in.) H x W x D	Stock No.	Price Each		
			1-14	15-24	25-49
● CHK0864	8 x 6 x 4	72J9240	18.89	18.36	17.84
● CHK0884	8 x 8 x 4	72J9241	22.09	21.48	20.86
● CHK0886	8 x 8 x 6	72J9242	26.52	25.78	25.05
● CHK01084	10 x 8 x 4	72J9219	25.29	24.59	23.89
● CHK010104	10 x 10 x 4	72J9217	29.13	28.32	27.51
● CHK01284	12 x 8 x 4	72J9225	28.82	28.02	27.22
● CHK012104	12 x 10 x 4	72J9221	32.87	31.96	31.05
● CHK012106	12 x 10 x 6	72J9222	38.92	37.84	36.76
● CHK012124	12 x 12 x 4	72J9223	37.35	36.32	35.28
● CHK012126	12 x 12 x 6	72J9224	43.80	42.58	41.37
● CHK016124	16 x 12 x 4	72J9226	45.15	43.89	42.64
● CHK016126	16 x 12 x 6	72J9227	52.58	51.12	49.66
● CHK016166	16 x 16 x 6	72J9228	61.37	59.66	57.96
● CHK018126	18 x 12 x 6	72J9230	58.47	56.84	55.22
● CHK018186	18 x 18 x 6	72J9231	78.03	75.87	73.70
● CHK024186	24 x 18 x 6	72J9232	127.16	123.62	120.09
● CHK030246	30 x 24 x 6	72J9234	189.49	184.23	178.96
● CHK036248	36 x 24 x 8	72J9235	237.08	230.50	223.91

(116741)

STEEL NEMA ENCLOSURES

Just Added



- NEMA 1
- 14-gauge steel
- Removable door on slip hinges
- Removable inner panel mounted in rear of the enclosure on collar studs
- ASA61 gray powder paint finish enclosure, white panel



Mfg. Part No.	Dimensions (in.) H x W x D	Stock No.	Price Each		
			1-4	5-9	10-14
● N1A16127	16 x 12 x 7	91F2191	164.55	159.13	151.89
● N1A16167	16 x 16 x 7	91F2192	186.06	179.93	171.75
● N1A20167	20 x 16 x 7	91F2193	207.54	200.70	191.57
● N1A20169	20 x 16 x 9	91F2194	225.23	217.80	207.90
● N1A20207	20 x 20 x 7	91F2195	233.20	225.51	215.26
● N1A20209	20 x 20 x 9	91F2196	252.51	244.19	233.09
● N1A24207	24 x 20 x 7	91F2197	258.52	249.99	238.63
● N1A24209	24 x 20 x 9	91F2198	279.87	270.64	258.34
● N1A24247	24 x 24 x 7	91F2199	238.29	230.47	219.66
● N1A24249	24 x 24 x 9	91F2200	312.19	301.90	288.17
● N1A30207	30 x 20 x 7	84F013	295.86	286.11	273.10

ACCESSORIES

Mfg. Part No.	Description	Stock No.	Price Each		
			1-4	5-9	10-14
● 1427LKN1	Lock Kit	24B86425	28.40	27.46	26.21

(12428)

HEAVY-DUTY NEMA 12 ENCLOSURES WITH PANEL



- 14-gauge steel bodies with clamped doors and 12-gauge steel inner panel
- Smooth, continuously welded seams
- Formed lip on door and enclosure to exclude flowing liquids
- Enclosure and door grounding stud
- Welded wall-mount brackets
- Permanently secured oil-resistant gasket with retainers
- Padlock hasp
- Literature pocket
- Exterior finish of recoatable ASA 61 gray powder paint
- Interior and panel finish of white powder paint



Mfg. Part No.	Dimensions (in.) H x W x D	Panel Size (in.)	Stock No.	Price Each		
				1-2	3-5	6-9
● 1418B6	16 x 12 x 6	13 x 9	50F8420	295.09	285.31	272.26
● 1418C6	20 x 16 x 6	17 x 13	50F8421	348.48	336.93	321.53
● 1418B8	16 x 12 x 8	13 x 9	50F8426	308.39	298.17	284.54
● 1418C8	20 x 16 x 8	17 x 13	50F8427	365.64	353.52	337.36
● 1418D8	20 x 20 x 8	17 x 17	50F8428	399.63	386.39	368.72
● 1418E8	24 x 20 x 8	21 x 17	50F8429	439.62	425.04	405.61
● 1418H8	24 x 16 x 8	21 x 13	83F8948	394.19	381.12	363.70
● 1418J8	24 x 24 x 8	21 x 21	50F8430	478.64	462.77	441.62
● 1418K8	30 x 24 x 8	27 x 21	50F8431	538.32	520.47	496.68

➔ CONTINUED ➔

NEMA ENCLOSURES

HEAVY-DUTY NEMA 12 ENCLOSURES WITH PANEL (CONT.)

Mfg. Part No.	Dimensions (in.) H x W x D	Panel Size (in.)	Stock No.	Price Each		
				1-2	3-5	6-9
● 1418E10	24 X 20 X 10	21 x 17	50F8436	460.41	445.15	424.80
● 1418J10	24 X 24 X 10	21 x 21	50F8437	501.27	484.65	462.49
● 1418K10	30 X 24 X 10	27 x 21	50F8438	564.00	545.30	520.38
● 1418KK12	30 x 30 x 12	27 x 27	50F8444	686.38	663.75	626.04

(34278)

ECLIPSE NEMA 4 WALL MOUNT ENCLOSURES

Just Added



- Formed from 14 or 16 gauge steel
- Smooth, continuously welded seams
- Door features quarter turn latch
- Features stainless steel hinges and oil resistant gasket
- Finished in ANS/ASA61 recoatable gray powder paint
- Bonding stud in door and ground stud in enclosure
- Order panel separately, go online or call



Mfg. Part No.	H x W x D	Panel	Stock No.	Price Each		
				1-4	5-9	10-14
● EN4SD12126GY	12 x 12 x 6	EP1212	16F1944	214.40	207.29	197.82
● EN4SD16166GY	16 x 16 x 6	EP1616	16F1946	246.33	238.16	227.27
● EN4SD20126GY	20 x 12 x 6	EP2012	60K9472	248.57	240.33	229.35
● EN4SD20166GY	20 x 16 x 6	EP2016	16F1947	264.14	255.38	243.71
● EN4SD16128GY	16 x 12 x 8	EP1612	22C4551	239.92	231.97	221.36
● EN4SD16168GY	16 x 16 x 8	EP1616	90B7612	259.20	250.60	239.15
● EN4SD16208GY	16 x 20 x 8	EP1620	16F1949	286.62	277.12	264.45
● EN4SD20168GY	20 x 16 x 8	EP2016	16F1950	278.33	269.10	256.80
● EN4SD20208GY	20 x 20 x 8	EP2020	16F1951	301.03	291.05	277.74
● EN4SD24168GY	24 x 16 x 8	EP2416	16F1952	297.68	287.81	274.65
● EN4SD24208GY	24 x 20 x 8	EP2420	16F1962	323.27	312.55	298.27
● EN4SD242012GY	24 x 20 x 12	EP2420	01C2676	369.01	356.78	340.47

(7031)

ECLIPSE INNER PANELS

Just Added



- Larger than standard NEMA panels
- Designed with corner notches for easy installation
- Finished in white
- Other sizes are available; go online or call



Mfg. Part No.	Dimensions (in.) H x W	Stock No.	Price Each		
			1-4	5-9	10-14
● EP1212	10.2 x 10.2	16F1964	10.47	10.12	9.66
● EP1612	14.2 x 10.2	16F1965	13.49	13.04	12.45
● EP1616	14.2 x 14.2	16F1966	34.79	33.64	32.10
● EP1620	14.2 x 18.2	16F1967	40.08	38.75	36.98
● EP2016	18.2 x 14.2	16F1968	40.08	38.75	36.98
● EP2020	18.2 x 18.2	16F1969	48.10	46.50	44.38
● EP2024	18.2 x 22.2	24B4520	61.47	59.43	56.72
● EP2416	22.2 x 14.2	16F1970	47.66	46.08	43.98
● EP2420	22.2 x 18.2	16F1942	61.42	59.38	56.67
● EP2424	22.2 x 22.2	24B4523	71.21	68.85	65.70
● EP2442	22.2 x 40.2	24B4525	119.05	115.10	109.84
● EP3024	28.2 x 22.2	24B4527	85.96	83.11	79.31
● EP3624	34.2 x 22.2	24B4531	100.73	97.39	92.94
● EP3648	34.2 x 46.2	24B4534	199.74	193.12	184.29
● EP3660	34.2 x 58.2	24B4535	244.81	236.69	225.87

(7032)

NEMA 4, 4X NON-METALLIC ENCLOSURES



- Molded, fiberglass-reinforced polyester with matching cover
- Stainless steel hinge
- Latches and wall-mounting hardware
- Fiberglass material that is easily punched, drilled or sawed
- Snap-latch and hinged screw-cover versions



UL listed, CSA certified. Optional white panels available separately below.

SNAP-LATCH ENCLOSURES

Mfg. Part No.	Dimension (in.) H x W x D	Panel Size*	Stock No.	Price Each		
				1-5	6-14	15-24
● PJ664L	6.1 x 6.1 x 4.18	A	50F8463	73.75	71.34	68.11
● PJ864L	8 x 6.12 x 4.13	B	50F8464	76.50	73.99	70.65
● PJ1086L	10.13 x 8.26 x 6.13	C	50F8465	87.62	84.75	80.92
● PJ12106L	12.13 x 10.26 x 6.13	D	50F8466	97.96	94.75	90.47
● PJ14126L	14.13 x 12.26 x 6.13	E	50F8467	116.68	112.86	107.76
● PJ16148L	16.27 x 14.4 x 8.13	F	50F8468	132.29	127.96	122.17
● PJ18168L	18.4 x 16.4 x 8.13	G	50F8469	176.40	170.61	162.90
● PJ20168L	20 x 16 x 8.13	H	50F8470	268.65	259.84	248.10

HINGED, SCREW-COVER ENCLOSURES

● PJ664H	6.1 x 6.1 x 4.18	A	50F8471	60.89	58.89	56.23
● PJ864H	8 x 6.12 x 4.13	B	50F8472	63.23	61.16	58.39
● PJ1086H	10.13 x 8.26 x 6.13	C	50F8473	72.20	69.83	66.67
● PJ12106H	12.13 x 10.26 x 6.13	D	50F8474	87.04	84.19	80.38
● PJ14126H	14.13 x 12.26 x 6.13	E	50F8475	99.52	96.26	91.91
● PJ16148H	16.27 x 14.4 x 8.13	F	50F8476	115.92	112.12	107.05
● PJ18168H	18.4 x 16.4 x 8.13	G	50F8477	161.96	156.65	149.57
● PJ20168H	20 x 16 x 8.13	H	50F8478	262.13	253.54	242.08

* Order Separately Below

OPTIONAL PANELS

Mfg. Part No.	Size	Dimensions (in.) L x W	Stock No.	Price Each	
				1-5	6-14
● 14R0505	A	4.88 x 4.88	50F8479	4.89	4.73
● 14R0705	B	6.75 x 4.88	50F8480	5.62	5.44
● 14R0907	C	8.75 x 6.88	50F8481	6.00	5.81
● 14R1109	D	10.75 x 8.88	50F8482	10.34	10.00
● 14R1311	E	12.75 x 10.88	50F8483	13.53	13.08
● 14R1513	F	14.75 x 12.88	50F8484	14.43	13.96
● P1868	G	16.88 x 14.88	50F8485	31.55	30.52
● P2068	H	18.44 x 14.44	50F8486	35.19	34.04

(6859)

STEEL HOLE PLUGS

Just Added



HP series steel hole plugs are designed to seal unused pushbutton holes, conduit openings and knockout holes against dust, oil and water. Plugs have oil-resistant gasket and are secured with an 8-32 x 3/4" threaded stud and plated wing nut. ASA 61 gray recoatable powder paint.



Mfg. Part No.	Size	Diameter (in.)	Stock No.	Price Each		
				1-24	25-49	50-99
● HP50	0.5" Conduit	1.38	66F7223	6.56	6.34	6.05
● HP75	0.75" Conduit	1.63	66F7225	8.28	8.00	7.64
● HP100	1" Conduit	1.88	66F7209	11.40	11.03	10.53
● HP200	2" Conduit	3	66F7215	15.98	15.46	14.76
● HPB	Standard Push-Button	1.75	66F7227	8.88	8.59	8.20
● HP22	22mm Pushbutton	1.22	66F7217	6.56	6.34	6.05

(7203)

Designing an embedded control system? See our huge selection of MCUs, MPUs & DSPs in this catalog and online.

(148861)

ROLEC® MODULAR FIBERGLASS ENCLOSURES



- Meets NEMA enclosure types 1, 2, 3, 3R, 4, 4X, 5, 12, and 13
- Designed for use as instrument enclosures, electrical junction boxes or terminal wiring enclosures
- Provide outstanding protection against dust, oil and pressurized water
- Impervious to atmospheric and marine corrosion
- Meets IEC 529 enclosure IP66 classification
- UL94V-0 flammability rating
- Two-piece molded fiberglass reinforced polyester construction
- Captive polyfiber cover screws are provided with a standard slot head
- Threaded cover screw holes also provide single-channel access to rear-mounting positions
- Recessed neoprene gasket with tongue-and-groove construction is oil and petroleum resistant
- Threaded stainless steel inserts provide for internal mounting
- Light beige RAL 7032, pantone® 413



Mfg. Part No.	Dimensions (in.) H x W x D	Stock No.	Price Each			
			1-5	6-14	15-24	25-99
● R130-120-000	5.5 x 4.7 x 3.9	51F3537	87.64	84.79	80.98	77.64
● R130-122-000	7.9 x 4.7 x 3.9	51F3538	99.31	96.07	91.75	87.98
● R130-124-000	10.2 x 4.7 x 3.9	51F3539	111.53	107.89	103.04	98.80
● R130-162-000	10.2 x 6.3 x 3.9	51F3541	153.37	148.37	141.70	135.86
● R130-200-000	8.7 x 7.9 x 4.7	51F3543	178.19	172.38	164.63	157.85
● R130-202-000	12.5 x 7.9 x 4.7	51F3544	214.44	207.45	198.12	189.96

WATERTIGHT ABS PLASTIC AND POLYCARBONATE NEMA ENCLOSURES



- Suited for mounting PC boards or DIN rail mounted components
- Designed to meet IP 66 and NEMA 4, 4X, 12 and 13 ratings
- Molded-in internal DIN rail mounting tabs (except 1554C series)
- Molded-in vertical PC card guides (except 1554B series)
- Light gray (RAL 7035) color

1554 series watertight NEMA enclosures feature gasketed lid with two-piece "tongue and groove" construction to provide protection against access of oil, dust and water. Gasket is factory-poured using a high-temperature, UL listed silicon material. Lid is secured with self-captivating M4 stainless steel machine screws (included), threaded into integral stainless steel bushings. Internal threaded (M3) integral brass inserts and standoffs (designed for M3.5 or #6 self-tapping screws) for PC board or inner panel mounting in all versions except mfg. part no. 1554B sizes. **Mfg. part no. 1554xGY** general-purpose ABS plastic enclosures carry a UL94HB flammability rating and not recommended for outdoor use. Polycarbonate enclosures carry a UL94V5 flammability rating and are recommended for outdoor use. **Mfg. part no. 1554x2GYCL** polycarbonate enclosures feature a clear lid that allows for maximum visibility of protected internal components.

ABS PLASTIC

Mfg. Part No.	Dimensions (in.) H x W x D	Lid	Stock No.	Price Each		
				1-14	15-24	25-49
● 1554BGY*	2.55 x 2.55 x 1.57	Solid	98H1100	7.37	7.12	6.79
● 1554CGY+	4.72 x 2.55 x 1.57	Solid	98H1103	8.10	7.83	7.47
● 1554DGY	4.72 x 2.55 x 2.36	Solid	98H1107	8.21	7.94	7.57
● 1554EGY	3.54 x 3.54 x 2.36	Solid	98H1110	9.13	8.83	8.42
● 1554FGY	4.72 x 3.54 x 2.36	Solid	98H1114	11.11	10.74	10.25
● 1554GGY	4.72 x 3.54 x 3.14	Solid	98H1118	11.47	11.09	10.58
● 1554JGY	6.29 x 3.54 x 2.36	Solid	98H1124	13.41	12.97	12.37
● 1554KGY	6.29 x 3.54 x 3.54	Solid	98H1128	14.82	14.32	13.67
● 1554NGY	4.72 x 4.72 x 2.36	Solid	98H1131	13.88	13.42	12.80
● 1554PGY	4.72 x 4.72 x 3.15	Solid	98H1135	14.82	14.32	13.67
● 1554HGY	7.08 x 4.72 x 2.36	Solid	98H1121	15.29	14.78	14.10
● 1554TGY	7.08 x 4.72 x 3.54	Solid	98H1145	15.41	14.90	14.21
● 1554UGY	7.87 x 4.72 x 3.54	Solid	98H1148	21.95	21.21	20.24
● 1554RGY	6.29 x 6.29 x 2.36	Solid	98H1138	20.13	19.46	18.56
● 1554SGY	6.29 x 6.29 x 3.54	Solid	98H1142	21.51	20.80	19.84
● 1554VGY	9.44 x 6.29 x 3.54	Solid	98H1152	27.40	26.49	25.27

POLYCARBONATE

● 1554B2GY*	2.55 x 2.55 x 1.57	Solid	96H0479	8.34	8.06	7.69
● 1554C2GY+	4.72 x 2.55 x 1.57	Solid	98H1105	11.69	11.30	10.78
● 1554D2GY	4.72 x 2.55 x 2.36	Solid	98H1108	12.60	12.18	11.62
● 1554E2GY	3.54 x 3.54 x 2.36	Solid	98H1112	12.84	12.41	11.84
● 1554F2GY	4.72 x 3.54 x 2.36	Solid	98H1116	14.57	14.08	13.43
● 1554G2GY	4.72 x 3.54 x 3.14	Solid	98H1119	17.01	16.45	15.69
● 1554J2GY	6.29 x 3.54 x 2.36	Solid	98H1126	17.59	17.00	16.22
● 1554K2GY	6.29 x 3.54 x 3.54	Solid	98H1129	18.85	18.22	17.38
● 1554N2GY	4.72 x 4.72 x 2.36	Solid	98H1133	16.29	15.75	15.03
● 1554P2GY	4.72 x 4.72 x 3.15	Solid	98H1136	20.83	20.14	19.21

➔ CONTINUED ➔

WATERTIGHT ABS PLASTIC AND POLYCARBONATE NEMA ENCLOSURES (CONT.)

POLYCARBONATE

Mfg. Part No.	Dimensions (in.) H x W x D	Lid	Stock No.	Price Each		
				1-14	15-24	25-49
● 1554H2GY	7.08 x 4.72 x 2.36	Solid	96H0515	20.49	19.81	18.89
● 1554T2GY	7.08 x 4.72 x 3.54	Solid	98H1146	22.22	21.48	20.49
● 1554U2GY	7.87 x 4.72 x 3.54	Solid	98H1150	24.18	23.37	22.30
● 1554R2GY	6.29 x 6.29 x 2.36	Solid	98H1140	26.72	25.83	24.64
● 1554S2GY	6.29 x 6.29 x 3.54	Solid	98H1143	24.34	23.53	22.45
● 1554V2GY	9.44 x 6.29 x 3.54	Solid	98H1154	34.24	33.10	31.58
● 1554B2GYCL*	2.55 x 2.55 x 1.57	Clear	98H1102	9.08	8.77	8.37
● 1554C2GYCL+	4.72 x 2.55 x 1.57	Clear	98H1106	12.60	12.18	11.62
● 1554D2GYCL	4.72 x 2.55 x 2.36	Clear	98H1109	13.56	13.11	12.50
● 1554E2GYCL	3.54 x 3.54 x 2.36	Clear	98H1113	13.68	13.23	12.62
● 1554F2GYCL	4.72 x 3.54 x 2.36	Clear	98H1117	15.75	15.23	14.53
● 1554G2GYCL	4.72 x 3.54 x 3.14	Clear	98H1120	17.81	17.21	16.42
● 1554J2GYCL	6.29 x 3.54 x 2.36	Clear	98H1127	18.76	18.13	17.30
● 1554K2GYCL	6.29 x 3.54 x 3.54	Clear	98H1130	20.09	19.42	18.53
● 1554N2GYCL	4.72 x 4.72 x 2.36	Clear	98H1134	20.09	19.42	18.53
● 1554P2GYCL	4.72 x 4.72 x 3.15	Clear	98H1137	21.80	21.08	20.11
● 1554H2GYCL	7.08 x 4.72 x 2.36	Clear	98H1123	20.00	19.34	18.45
● 1554T2GYCL	7.08 x 4.72 x 3.54	Clear	98H1147	23.24	22.47	21.43
● 1554U2GYCL	7.87 x 4.72 x 3.54	Clear	98H1151	28.44	27.50	26.23
● 1554R2GYCL	6.29 x 6.29 x 2.36	Clear	98H1141	27.98	27.04	25.80
● 1554S2GYCL	6.29 x 6.29 x 3.54	Clear	98H1144	30.05	29.04	27.71
● 1554V2GYCL	9.44 x 6.29 x 3.54	Clear	98H1155	35.84	34.65	33.05

ACCESSORIES

Mfg. Part No.	Description	Stock No.	Price Each		
			1-14	15-24	25-49
● 1554FT	Feet Kit (4 Feet, 4 Screws, 4 Nuts)	61K2259	5.89	5.69	5.43

*No vertical PC card guides; +No internal DIN rail mounting tabs (78698)

NEMA 4, 4X, 12 & 13 WATERTIGHT ENCLOSURES



- Designed to meet IP66 and NEMA 4, 4X, 12 & 13 ratings
- Ideal for mounting PC boards or DIN rail mounted components
- Smoked transparent polycarbonate lid
- Constructed of light gray polycarbonate (UL94 5V flammability rating)
- Gasketed lid with two-piece "tongue and groove" construction
- Integral stainless steel bushings (for repetitive assembly & disassembly)
- All stainless steel hardware to avoid corrosion caused by dissimilar metals



Includes self-captivating M4 stainless steel machine screws to secure lid. Internal DIN rail mounting tabs are molded in (except mfg. part no. 1554C2GYSL). Threaded M3 integral brass inserts and/or standoffs (#6 self tapping screws) for PC board or inner panel mounting in all but the smallest size (mfg. part no. 1554B2GYSL). Vertical PC card guides (for 1.5 mm thick PC boards) are molded in all but the smallest size enclosure (mfg. part no. 1554B2GYSL).

Mfg. Part No.	Dimensions (in.) H x W x D	Stock No.	Price Each		
			1-4	5-14	15+
● 1554B2GYSL	1.6 x 2.6 x 2.6	05N0002	7.72	7.46	7.21
● 1554C2GYSL	1.6 x 2.6 x 4.7	05N0003	10.71	10.36	10.01
● 1554D2GYSL	2.4 x 2.6 x 4.7	05N0004	11.52	11.15	10.77
● 1554E2GYSL	2.4 x 3.5 x 3.5	05N0005	11.63	11.25	10.87
● 1554F2GYSL	2.4 x 3.5 x 4.7	05N0006	13.39	12.95	12.52
● 1554G2GYSL	3.15 x 3.5 x 4.7	05N0007	15.14	14.64	14.15
● 1554H2GYSL	2.4 x 4.7 x 7.1	05N0008	17.00	16.45	15.89
● 1554J2GYSL	2.4 x 3.5 x 6.3	05N0009	15.95	15.43	14.90
● 1554K2GYSL	3.5 x 3.5 x 6.3	05N0010	17.08	16.52	15.96
● 1554N2GYSL	2.4 x 4.7 x 4.7	05N0011	17.08	16.52	15.96
● 1554P2GYSL	3.15 x 4.7 x 4.7	05N0012	18.53	17.93	17.32
● 1554R2GYSL	2.4 x 6.3 x 6.3	05N0013	23.78	23.00	22.23
● 1554S2GYSL	3.5 x 6.3 x 6.3	05N0014	25.54	24.71	23.87
● 1554T2GYSL	3.5 x 4.7 x 7.1	05N0015	19.76	19.11	18.47
● 1554U2GYSL	3.5 x 4.7 x 7.9	52M9493	24.18	23.39	22.60
● 1554V2GYSL	3.5 x 6.3 x 9.4	52M9489	30.47	29.47	28.48

(116871)

NEMA ENCLOSURES

WATERTIGHT ABS PLASTIC AND POLYCARBONATE NEMA ENCLOSURES WITH STYLED LID



Just Added



ABS Plastic

Polycarbonate

- Suited for mounting PC boards or DIN rail mounted components
- Designed to meet IP 66 and NEMA 4, 4X, 12 and 13 ratings
- Molded-in internal DIN rail mounting tabs
- Molded-in vertical PC card guides
- Popular light gray (RAL 7035) color

1555 series watertight NEMA enclosures feature "styled" lid with smooth recessed surface for membrane keypad or label. Standoffs are molded in the interior of the lid in all versions except **mfg. part no. 1555B** size. The lid gasketed is two-piece "tongue and groove" constructed to provide protection against access of oil, dust and water. Gasket is factory-poured using a high-temperature, UL listed silicon material. "Styled" lid is secured with self-captivating M4 stainless steel machine screws (included), threaded into integral stainless steel bushings. Internal threaded (M3) integral brass inserts and standoffs (designed for M3.5 or #6 self-tapping screws) for PC board or inner panel mounting. **Mfg. part no. 1555xGY** general-purpose ABS plastic enclosures carry a UL94HB flammability rating and not recommended for outdoor use. **Mfg. part no. 1555xB2GY** polycarbonate enclosures carry a UL94V5 flammability rating and are recommended for outdoor use.

ABS PLASTIC

Mfg. Part No.	Dimensions (in.) H x W x D	Stock No.	Price Each		
			1-14	15-24	25-49
● 1555BGY	2.55 x 2.55 x 1.57	98H1156	7.37	7.12	6.79
● 1555CGY	4.72 x 2.55 x 1.57	98H1158	8.10	7.83	7.47
● 1555DGY	4.72 x 2.55 x 2.36	98H1160	8.21	7.94	7.57
● 1555EGY	3.54 x 3.54 x 2.36	98H1162	9.13	8.83	8.42
● 1555FGY	4.72 x 3.54 x 2.36	98H1164	11.11	10.74	10.25
● 1555GGY	4.72 x 3.54 x 3.14	98H1166	11.47	11.09	10.58
● 1555JGY	6.29 x 3.54 x 2.36	98H1170	13.41	12.97	12.37
● 1555KGY	6.29 x 3.54 x 3.54	98H1172	14.82	14.32	13.67
● 1555NGY	4.72 x 4.72 x 2.36	98H1174	13.88	13.42	12.80
● 1555PGY	4.72 x 4.72 x 3.15	98H1176	14.82	14.32	13.67
● 1555HGY	7.08 x 4.72 x 2.36	98H1168	15.29	14.78	14.10
● 1555TGY	7.08 x 4.72 x 3.54	98H1182	15.41	14.90	14.21
● 1555UGY	7.87 x 4.72 x 3.54	98H1184	21.95	21.21	20.24
● 1555SGY	6.29 x 6.29 x 3.54	98H1180	21.51	20.80	19.84
● 1555VGY	9.44 x 6.29 x 3.54	98H1186	27.40	26.49	25.27

POLYCARBONATE

● 1555B2GY	2.55 x 2.55 x 1.57	98H1157	8.34	8.06	7.69
● 1555C2GY	4.72 x 2.55 x 1.57	98H1159	11.69	11.30	10.78
● 1555D2GY	4.72 x 2.55 x 2.36	98H1161	12.60	12.18	11.62
● 1555E2GY	3.54 x 3.54 x 2.36	98H1163	12.84	12.41	11.84
● 1555F2GY	4.72 x 3.54 x 2.36	98H1165	14.57	14.08	13.43
● 1555J2GY	6.29 x 3.54 x 2.36	98H1171	17.59	17.00	16.22
● 1555K2GY	6.29 x 3.54 x 3.54	98H1173	18.85	18.22	17.38
● 1555N2GY	4.72 x 4.72 x 2.36	98H1175	16.29	15.75	15.03
● 1555P2GY	4.72 x 4.72 x 3.54	98H1177	20.83	20.14	19.21
● 1555H2GY	7.08 x 4.72 x 2.36	98H1169	20.49	19.81	18.89
● 1555T2GY	7.08 x 4.72 x 3.54	98H1183	22.22	21.48	20.49
● 1555U2GY	7.87 x 4.72 x 3.54	98H1185	24.18	23.37	22.30
● 1555R2GY	6.29 x 6.29 x 2.36	98H1179	26.72	25.83	24.64
● 1555S2GY	6.29 x 6.29 x 3.54	98H1181	24.34	23.53	22.45
● 1555V2GY	9.44 x 6.29 x 3.54	98H1187	34.24	33.10	31.58

ACCESSORIES

Mfg. Part No.	Description	Stock No.	Price Each		
			1-14	15-24	25-49
● 1554FT	Feet Kit (4 Feet, 4 Screws, 4 Nuts)	61K2259	5.89	5.69	5.43

ROLEC® MODULAR DIE-CAST ALUMINUM ENCLOSURES



- Meets NEMA 1, 2, 3, 3R, 4, 4X, 5, 12, 13
- Aluminum die-cast G Al Si 12/DIN 1775
- Captive stainless steel screws are standard
- Neoprene oil- and petrol-resistant gasket standard (-30°C to +100°C)
- Meets IEC enclosure IP65 classification
- Single-channel fastening system
- Trouble-free turning 90° to 90° with square enclosure by synchronous arrangement of channels
- External mounting feet can be turned through 90°
- Enclosures have inner blind holes
- RAL 7032 gray powder paint finish



Mfg. Part No.	H x W x D	Stock No.	Price Each			
			1-5	6-14	15-24	25-49
● R100-060-000	2 x 2.6 x 1.6	51F3545	25.07	24.24	23.13	22.30
● R100-062-000	2.6 x 2.6 x 1.6	51F3546	28.84	27.88	26.61	25.65
● R100-064-000	3.9 x 2.6 x 1.6	51F3547	34.68	33.53	32.00	30.85
● R100-066-000	5.9 x 2.6 x 1.6	51F3548	45.65	44.14	42.12	40.61

➔ CONTINUED ➔

ROLEC® MODULAR DIE-CAST ALUMINUM ENCLOSURES (CONT.)

Mfg. Part No.	H x W x D	Stock No.	Price Each			
			1-5	6-14	15-24	25-49
● R100-080-000	3.1 x 3.1 x 2.4	51F3549	42.25	40.85	38.98	37.58
● R100-082-000	4.7 x 3.1 x 2.4	51F3550	55.30	53.47	51.02	49.19
● R100-084-000	6.3 x 3.1 x 2.4	51F3551	62.96	60.87	58.09	56.00
● R100-100-000	3.9 x 3.9 x 3.1	51F3552	64.11	61.99	59.16	57.03
● R100-102-000	5.9 x 3.9 x 3.1	51F3553	78.38	75.78	72.32	69.72
● R100-104-000	7.9 x 3.9 x 3.1	51F3554	92.64	89.57	85.47	82.40
● R100-120-000	4.7 x 4.7 x 3.9	51F3555	97.58	94.35	90.03	86.80
● R100-122-000	7.1 x 4.7 x 3.9	51F3556	110.58	106.91	102.02	98.36
● R100-124-000	9.4 x 4.7 x 3.9	51F3557	123.55	119.46	114.00	109.90
● R100-160-000	6.3 x 6.3 x 3.9	51F3558	128.03	123.78	118.12	113.88
● R100-162-000	9.4 x 6.3 x 3.9	51F3559	160.77	155.44	148.33	143.00
● R100-164-000	12.6 x 6.3 x 3.9	51F3560	192.90	186.50	177.98	171.58
● R100-200-000	7.9 x 7.9 x 4.7	51F3562	286.65	277.15	264.48	254.98
● R100-202-000	11.8 x 7.9 x 4.7	51F3563	308.17	297.96	284.34	274.12

ROLEC® NEMA WATERTIGHT DIECAST ALUMINUM ENCLOSURES



Die-cast aluminum enclosures feature a patented internal metal-to-metal, tongue-and-groove joining system for added EMV/RFI protection. Neoprene gasketing allows for the units to meet IEC enclosure IP65 classification and NEMA enclosure type 4X. Finish: polyester powder coat. Color: RAL7032 light gray/beige.

Mfg. Part No.	Dimensions (in.) H x W x D	Stock No.	Price Each		
			1-5	6-14	15-24
● R110-082-000	5.2 x 3.3 x 2.7	16F5521	59.35	57.41	54.81
● R111-083-000	7.2 x 3.3 x 1.8	16F5522	60.60	58.61	55.96
● R110-083-000	7.2 x 3.3 x 2.7	16F5523	64.11	62.01	59.20
● R111-123-000	9 x 5 x 2.4	16F5524	101.95	98.61	94.15
● R110-123-000	9 x 5 x 3.6	16F5525	119.78	115.85	110.61
● R110-162-000	10.6 x 5 x 4	16F5527	157.64	152.47	145.58

WATERTIGHT NEMA DIECAST ALUMINUM ENCLOSURES



NEW TECHNOLOGY



Mfg. part no. 1590Z watertight aluminum die-cast enclosures are designed to meet IP65 (dust and hose proof). These enclosures are perfect for housing sensitive electrical, pneumatic, hydraulic and electronic assemblies. They feature natural finish, a recessed silicon rubber gasket and captive, recessed stainless steel lid screws. Wall mountable using "through-box-blind hole" construction outside of gasket protection. North America Mark of Safety - cUL and UL listed. Certified to NEMA 4X standards (UL508)-file# E65324.

Mfg. Part No.	Dimensions (in.) H x W x D	Mounting Shelf	Stock No.	Price Each		
				1-5	6-14	15-24
● 1590Z140	2.16 x 3.13 x 9.85	Yes	06R3002	53.46	50.22	47.79
● 1590Z100	2.94 x 3.14 x 1.57	Yes	83F8760	23.67	22.23	21.16
● 1590Z119	4.8 x 4.72 x 2.36	Yes	04C5277	52.12	48.96	46.59
● 1590Z120	4.92 x 3.15 x 1.75	Yes	87F2510	28.71	26.97	25.67
● 1590Z150	8.7 x 4.76 x 2.39	Yes	87F2512	62.49	58.71	55.87
● 1590Z160	6.3 x 6.3 x 2.76	Yes	88F2362	69.13	64.94	61.79
● 1590Z162	10.24 x 6.25 x 2.75	Yes	04C5280	93.86	88.17	83.90
● 1590Z231	7.88 x 9.05 x 3.63	Yes	04C5285	151.55	142.37	135.48
● 1590Z060	1.98 x 1.77 x 0.95	No	04C5271	11.98	11.26	10.71
● 1590Z061	1.42 x 2.29 x 2.51	No	04C5274	16.22	15.24	14.50
● 1590Z062	1.42 x 2.52 x 3.86	No	04C5275	19.15	17.99	17.12
● 1590Z063	1.42 x 2.51 x 5.89	No	04C5276	27.94	26.25	24.98
● 1590Z110	2.94 x 3.14 x 1.57	No	87F2509	23.67	22.23	21.16
● 1590Z130	6.91 x 3.15 x 1.65	No	87F2511	34.02	31.96	30.41
● 1590Z135	6.91 x 3.15 x 1.65	No	83F8761	34.57	32.48	30.91

POLYPRO® NEMA 4X POLYESTER ENCLOSURES



PROTECTING YOUR ADVANTAGE



- Meets NEMA 4, 4X, 12 & 13
- Enclosure and window flammability evaluated per UL 508A
- IEC 60529, IP66, and CSA file no. 42186 rated
- Overlapping tongue-and-groove raised cover and seamless foam-in-place type 4-rated gasket provide a secure seal
- Removable snap hinge cover allows access to cover and body for modifications
- Molded layout grid on inside of body and solid covers assists with component mounting
- Internal rail system for panel height adjustment
- Embosses for rear panel mounting
- Light gray textured finish



Includes polyester mounting brackets and four adjustable panel blocks. Screw cover and padlockable non-metallic snap-down latch provisions provided as well.

ENCLOSURES

Mfg. Part No.	Dimensions (in.) H x W x D	Door	Stock No.	Price Each		
				Each	2-5	6-10
A644PHC	6.12 x 4.12 x 4.38	Solid	75M3809	64.30	62.31	60.99
A644PHCW	6.12 x 4.12 x 4.38	Window	75M3810	93.26	90.37	88.45
A664PHC	6.12 x 6.12 x 4.38	Solid	75M3812	67.87	65.77	64.37
A664PHCW	6.12 x 6.12 x 4.38	Window	75M3813	98.40	95.36	93.33
A864PHC	8.12 x 6.12 x 4.38	Solid	75M3815	70.97	68.77	67.31
A864PHCW	8.12 x 6.12 x 4.38	Window	75M3816	102.96	99.78	97.65
A10106PHC	10.05 x 10.02 x 6.38	Solid	75M3789	95.70	92.74	90.77
A10106PHCW	10.05 x 10.02 x 6.38	Window	75M3790	133.68	129.55	126.79
A1084PHC	10.12 x 8.12 x 4.38	Solid	75M3792	87.85	85.14	83.33
A1084PHCW	10.12 x 8.12 x 4.38	Window	75M3793	127.35	123.41	120.79
A12106PHC	12.08 x 10.09 x 6.38	Solid	75M3795	99.50	96.42	94.37
A12106PHCW	12.08 x 10.09 x 6.38	Window	75M3796	149.71	145.08	142.00
A14128PHC	14.02 x 12.01 x 8.35	Solid	75M3799	137.30	133.05	130.22
A14128PHCW	14.02 x 12.01 x 8.35	Window	75M3800	191.65	185.72	181.77
A16148PHC	16.02 x 14.01 x 8.35	Solid	75M3802	152.67	147.95	144.80
A16148PHCW	16.02 x 14.01 x 8.35	Window	75M3803	221.36	214.51	209.95
A181610PHC	17.95 x 15.94 x 10.35	Solid	75M3805	185.58	179.84	176.01
A181610PHCW	17.95 x 15.94 x 10.35	Window	75M3806	279.34	270.71	264.95

ALUMINUM PANELS

Mfg. Part No.	Dimensions (in.) H x W	Stock No.	Price Each		
			Each	2-5	6-10
A-6P4AL	4.88 x 2.88	06B5832	11.71	11.35	11.10
A-6P6AL	4.88 x 4.88	06B5835	14.86	14.40	14.09
A8P6AL	6.75 x 4.88	94M5609	15.34	14.86	14.55
A-18P16AL	16.75 x 14.88	06B5237	61.70	59.79	58.52

▶ CONTINUED ▶

POLYPRO® NEMA 4X POLYESTER ENCLOSURES (CONT.)

ALUMINUM SWING-OUT PANELS

Mfg. Part No.	Dimensions (in.) H x W	Stock No.	Price Each		
			Each	2-5	6-10
A64PSWPNL	5 x 3.62	75M3808	11.82	11.45	11.21
A66PSWPNL	5 x 5.62	75M3811	11.82	11.45	11.21
A86PSWPNL	7 x 5.62	75M3814	15.45	14.97	14.65
A88PSWPNL	7 x 7.62	75M3817	17.73	17.18	16.81
A1010PSWPNL	9 x 9.62	75M3788	23.97	23.23	22.74
A1210PSWPNL	11 x 9.62	75M3794	27.94	27.07	26.50
A1412PSWPNL	13 x 11.62	75M3798	36.54	35.41	34.66
A1614PSWPNL	15 x 13.62	75M3801	46.76	45.31	44.35
A1816PSWPNL	17 x 15.62	75M3804	57.22	55.45	54.27

ACCESSORIES

Mfg. Part No.	Description	Stock No.	Price Each		
			Each	2-5	6-10
APOLYFT4	Mounting Bracket Kit, 4"	75M3773	12.58	12.19	11.93
APOLYFT6	Mounting Bracket Kit, 6"	75M3774	14.27	13.83	13.53
APOLYFT8	Mounting Bracket Kit, 8"	75M3775	15.95	15.46	15.13
APOLYFT10	Mounting Bracket Kit, 10"	75M3769	17.64	17.10	16.73
APOLYFT12	Mounting Bracket Kit, 12"	75M3770	19.33	18.73	18.33
APOLYFT14	Mounting Bracket Kit, 14"	75M3771	21.02	20.37	19.93
APOLYFT16	Mounting Bracket Kit, 16"	75M3772	22.71	22.00	21.54
APNLBLK	Adjustable Panel Block Kit	75M3768	16.80	16.28	15.93

(110612)


EZ FORM™ NEMA 1 FLAT STACKING PULL BOXES



PROTECTING YOUR ADVANTAGE



- 16 gauge steel
- Stores flat to save space
- Keyhole screw slots permit removal of cover without extracting screws
- Sides interlock and snap in place without tools
- Provision for grounding
- Mounting holes on back of box
- Gray polyester powder finish



Mfg. Part No.	Dimensions (in.) H x W x D	Knockouts	Stock No.	Price Each		
				Each	2-5	6-10
A5E6X6X4EZ	6 x 6 x 4	Yes	75M3778	15.34	14.85	14.53
A5E6X6X4EZNK	6 x 6 x 4	No	75M3779	15.34	14.85	14.53
A5E8X8X4EZ	8 x 8 x 4	Yes	75M3780	20.36	19.72	19.29
A5E8X8X4EZNK	8 x 8 x 4	No	75M3781	21.03	20.36	19.91
A5E12X12X4EZ	12 x 12 x 4	Yes	75M3777	34.43	33.34	32.61
A5E12X12X4EZNK	12 x 12 x 4	No	75M3776	35.55	34.42	33.67

(110614)

NEMA 1 SCREW COVER PULL BOXES AND NEMA TYPE 3R WIRING/JUNCTION BOXES



PROTECTING YOUR ADVANTAGE



Designed for use as junction and pull boxes in commercial and general industrial applications. Choice of steel with ANSI 61 gray polyester powder painted finish inside and out over phosphatized surfaces, or galvanized steel with natural finish. All versions are UL listed 50 file no. E27525 Type I, CSA certified file no. LL42184 Type I, NEMA/EEMAC Type I rated, IEC 60529, IP30. Perforated panels can be used to mount components without drilling holes. See on page 2272. NEMA Type 3R junction boxes provide protection in outdoor installations against rain, sleet and snow or indoors against dripping water. Constructed of galvanized steel with ANSI 61 gray polyester powder painted finish inside and out over phosphatized surfaces. Feature knockouts on bottom, drip shield top, seam-free sides, front and back and provision for padlocking. UL listed 50 file no. E27525 Type 3R, CSA certified file no. E27525 Type 3R, NEMA/EEMAC Type 3R rated, IEC 60529, IP32.



NEMA Type 1 Screw Cover Pull Boxes



NEMA Type 3R Wiring/Junction Box

Enclosure Size (in.)	NEMA Type 1 Screw Cover Pull Boxes									NEMA Type 3R Junction Boxes		
	With Knockouts on all 4 Sides						Without Knockouts			With Knockouts on Bottom		
	Painted			Galvanized			Painted			Galvanized		
	Height	Mfg. Part No.	Stock No.	Mfg. Part No.	Stock No.	Mfg. Part No.	Stock No.	Mfg. Part No.	Stock No.	Price Each	Mfg. Part No.	Stock No.
4 x 4 x 4	A5E4X4X4	19M8305	ASG4X4X4	19M8316	A5E4X4X4NK	06B4877	A5E4X4X4	19M8305	13.09	A4R44	06B5694	24.34
6 x 6 x 4	A5E6X6X4	19M8306	ASG6X6X4	06B4944	A5E6X6X4NK	19M8307	ASG6X6X4NK	06B4945	17.74	A6R64	06B5838	30.52
8 x 6 x 4	A5E8X6X4	06B4883	ASG8X6X4	19M8319	A5E8X6X4NK	29M6874	ASG8X6X4NK	06B4949	20.85	A8R64	06B6146	35.05
8 x 8 x 4	A5E8X8X4	06B4885	ASG8X8X4	19M8320	A5E8X8X4NK	06B4886	ASG8X8X4NK	06B4951	24.30	A8R84	06B6149	40.30
10 x 8 x 4	A5E10X8X4	19M8301	ASG10X8X4	06B4893	A5E10X8X4NK	06B4830	ASG10X8X4NK	06B4894	18.83	A10R84	06B5044	45.50
10 x 10 x 4	A5E10X10X4	19M8299	ASG10X10X4	19M8310	A5E10X10X4NK	06B4826	ASG10X10X4NK	06B4890	32.02	A10R104	19M8341	51.70
12 x 12 x 4	A5E12X12X4	06B4837	ASG12X12X4	19M8311	A5E12X12X4NK	19M8303	ASG12X12X4NK	19M8312	27.80	A12R124	06B5106	65.01
6 x 6 x 6	A5E6X6X6	19M8308	ASG6X6X6	19M8317	A5E6X6X6NK	06B4882	ASG6X6X6NK	19M8318	14.48	A6R66	19M8395	32.28
8 x 8 x 6	A5E8X8X6	19M8309	ASG8X8X6	19M8321	A5E8X8X6NK	06B4888	ASG8X8X6NK	19M8322	29.17	A8R86	19M8400	47.31
10 x 8 x 6	A5E10X8X6	19M8302	ASG10X8X6	06B4895	A5E10X8X6NK	06B4832	ASG10X8X6NK	06B4896	33.23	A10R86	06B5045	53.54
10 x 10 x 6	A5E10X10X6	06B4827	ASG10X10X6	06B4891	A5E10X10X6NK	19M8300	ASG10X10X6NK	06B4892	37.96	A10R106	06B5043	60.65

▶ CONTINUED ▶

NEMA ENCLOSURES

NEMA 1 SCREW COVER PULL BOXES AND NEMA TYPE 3R WIRING/JUNCTION BOXES (CONT.)

Enclosure Size (in.)	NEMA Type 1 Screw Cover Pull Boxes								NEMA Type 3R Junction Boxes			
	With Knockouts on all 4 Sides				Without Knockouts				With Knockouts on Bottom			
	Painted		Galvanized		Painted		Galvanized		Painted		Price Each	
Height	Mfg. Part No.	Stock No.	Mfg. Part No.	Stock No.	Mfg. Part No.	Stock No.	Mfg. Part No.	Stock No.	Price Each	Mfg. Part No.	Stock No.	Price Each
12 x 12 x 6	● ASE12X12X6	29M6873	● ASG12X12X6	19M8313	● ASE12X12X6NK	06B4840	● ASG12X12X6NK	06B4904	48.18	● A12R126	06B5107	75.66
16 x 16 x 6	● ASE16X16X6	06B4849	● ASG16X16X6	19M8314	● ASE16X16X6NK	19M8304	● ASG16X16X6NK	06B4914	72.04
18 x 18 x 6	● ASE18X18X6	06B4857	● ASG18X18X6	06B4921	● ASE18X18X6NK	06B4858	● ASG18X18X6NK	19M8315	85.84	● A18R186	06B5244	152.46
24 x 24 x 6	● ASE24X24X6	06B4864	● ASG24X24X6	06B4928	● ASE24X24X6NK	06B4865	● ASG24X24X6NK	29M6875	174.24	● A24R246	06B5459	228.26
24 x 24 x 8	● ASG24X24X8NK	06B4930	● ASG24X24X8NK	06B4930	192.42	● A24R248	06B5460	257.11

NEMA 1 PULL BOX PERFORATED PANELS

- 16 gauge steel
- Perforated hole pattern allows components to be mounted without drilling mounting holes
- Panel formed to provide 1/2-inch space of back of pull box for component mounting screw clearance
- Panel grounding hole to terminate equipment grounding conductor
- Includes panel bonding means



PROTECTING YOUR ADVANTAGE



A PENTAIR COMPANY

CONCEPT® SLOPED TOP WALL-MOUNT NEMA ENCLOSURES

- NEMA 4, 12 & 13, IEC60529, IP66
- 20° sloped top
- Rear mounting holes for mounting to machine or wall
- Controls shown in image are not sold with the enclosure
- Optional mounting brackets available
- Many other sizes available; go online or call Newark



PROTECTING YOUR ADVANTAGE



A PENTAIR COMPANY



Controls shown in image are not sold with the enclosure

Used in NEMA 1 SCREW COVER PULL BOXES on pages 2271-2272.

Mfg. Part No.	Dimensions (in.) H x W	Fits Pull Box	Stock No.	Price Each		
				Each	2-5	6-10
● PB66PP	4.4 x 5.5	ASE6X6	75M5240	7.70	7.46	7.29
● PB88PP	6.4 x 7.5	ASE8X8	75M5241	9.42	9.12	8.92
● PB1212PP	10.4 x 11.5	ASE12X12	75M5237	15.91	15.40	15.07
● PB1818PP	16.4 x 17.5	ASE18X18	75M5238	29.07	28.15	27.54
● PB2424PP	22.4 x 23.5	ASE24X24	75M5239	41.90	40.57	39.68

(112540)

Dimensions (in.) H W D	Concept® Sloped Top			Price Each	White Steel Panel			Price Each
	Mfg. Part No.	Stock No.	Price Each		Mfg. Part No.	Stock No.	Price Each	
18.83 16 8	● CSD16168ST	23K3391	387.11	● CP1616	92F4967	48.49		
26.83 24 8	● CSD24248ST	23K3399	523.32	● CP2424	92F4972	99.24		
27.56 24 10	● CSD242410ST	23K3397	537.77	● CP2424	92F4972	99.24		
33.56 24 10	● CSD302410ST	23K3400	596.79	● CP3024	06B6636	107.47		

(84689)

NEMA 1 STEEL ENCLOSURES & ACCESSORIES

Designed for use in control and instrumentation applications in areas which do not require oil- or dust-tight specifications. Tough steel construction with ANSI 61 gray powder painted finish inside and out over phosphatized surfaces. Doors have slotted flush latches and butt hinges, except enclosures 42" height which have continuous hinge and feature door and body stiffeners for extra rigidity. All enclosures have mounting holes on back and provisions for mounting optional white solid or gray perforated steel panels; order separately below. Meets IEC 60529, IP30. UL listed, CSA certified. Order accessories separately below.



PROTECTING YOUR ADVANTAGE



A PENTAIR COMPANY

Dimensions (in.) H x W x D	Enclosures			White Steel Solid Panels			Gray Steel Perforated Panels		
	Mfg. Part No.	Stock No.	Price Each	Mfg. Part No.	Stock No.	Price Each	Mfg. Part No.	Stock No.	Price Each
6 x 6 x 4	● A6N64	06B5831	58.52	● A6N6P	19M8393	5.14	● A6N6PP	74C6364	5.29
8 x 6 x 4	● A8N64	06B6141	63.88	● A8N6P	51M8667	6.03	● A8N6PP	74C6390	6.24
8 x 8 x 4	● A8N84	19M8399	70.91	● A8N8P	92F100	7.05	● A8N8PP	74C6391	7.29
10 x 8 x 4	● A10N84	19M8339	77.83	● A10N8P	19M8338	8.27	● A10N8PP	74C6300	8.55
10 x 10 x 4	● A10N104	19M8337	85.59	● A10N10P	06B5033	9.67	● A10N10PP	74C6299	9.97
12 x 10 x 4	● A12N104	19M8346	93.68	● A12N10P	06B5092	11.25	● A12N10PP	74C6305	11.63
12 x 12 x 4	● A12N124	19M8349	102.56	● A12N12P	06B5095	13.36	● A12N12PP	19M8348	13.87
8 x 8 x 6	● A8N86	06B6142	79.79	● A8N8P	92F100	7.05	● A8N8PP	74C6391	7.29
10 x 8 x 6	● A10N86	19M8340	87.95	● A10N8P	19M8338	8.27	● A10N8PP	74C6300	8.55
10 x 10 x 6	● A10N106	06B5035	97.11	● A10N10P	06B5033	9.67	● A10N10PP	74C6299	9.97
12 x 10 x 6	● A12N106	19M8347	105.99	● A12N10P	06B5092	11.25	● A12N10PP	74C6305	11.63
12 x 12 x 6	● A12N126	19M8350	116.39	● A12N12P	06B5095	13.36	● A12N12PP	19M8360	16.49
14 x 12 x 6	● A14N126	06B5141	126.76	● A14N12P	06B5139	15.00	● A14N12PP	19M8354	15.53
16 x 12 x 6	● A16N126	19M8362	137.33	● A16N12P	19M8361	16.87	● A16N12PP	74C6317	17.43
20 x 12 x 6	● A20N126	19M8367	157.79	● A20N12P	92F107	20.64	● A20N12PP	19M8366	21.37
10 x 10 x 4	● A14N128	19M8337	141.59	● A14N12P	06B5139	15.00	● A14N12PP	19M8354	15.53
16 x 12 x 6.62	● A16N12ALP	19M8359	192.53	● A16N12MP	92F8672	18.05	● A16N12MPP	19M8360	16.49
16 x 20 x 6.62	● A16N20ALP	20M0923	237.48	● A16N20MP	51M8665	28.83	● A16N20MPP	74C6319	26.35
20 x 16 x 6.62	● A20N16ALP	19M8368	237.48	● A20N16MP	19M8370	25.48	● A20N16MPP	19M8371	26.35
20 x 20 x 6.62	● A20N20ALP	19M8372	260.93	● A20N20MP	92F8676	39.12	● A20N20MPP	19M8374	35.75
24 x 16 x 6.62	● A24N16ALP	92F8653	257.75	● A24N16MP	19M8380	35.46	● A24N16MPP	74C6340	36.64
24 x 20 x 6.62	● A24N20ALP	92F8654	288.53	● A24N20MP	92F8678	44.16	● A24N20MPP	74C6341	40.35
16 x 12 x 8.62	● A16N12BLP	92F8658	209.32	● A16N12MP	92F8672	18.05	● A16N12MPP	19M8360	16.49
20 x 16 x 8.62	● A20N16BLP	19M8369	259.91	● A20N16MP	19M8370	25.48	● A20N16MPP	19M8371	26.35
20 x 20 x 8.62	● A20N20BLP	19M8373	285.38	● A20N20MP	92F8676	39.12	● A20N20MPP	19M8374	35.75
24 x 20 x 8.62	● A24N20BLP	92F8661	315.58	● A24N20MP	92F8678	44.16	● A24N20MPP	74C6341	40.35
24 x 24 x 8.62	● A24N24BLP	19M8381	322.17	● A24N24MP	92F8679	83.05	● A24N24MPP	19M8382	75.90
30 x 24 x 8.62	● A30N24BLP	19M8383	358.40	● A30N24MP	92F8680	109.88	● A30N24MPP	31C9873	100.43
36 x 24 x 8.62	● A36N24BLP	19M8386	414.82	● A36N24MP	92F8682	112.91	● A36N24MPP	19M8387	103.14

➔ CONTINUED ➔

10

NEMA 1 STEEL ENCLOSURES & ACCESSORIES (CONT.)

Dimensions (in.) H x W x D	Enclosures			White Steel Solid Panels			Gray Steel Perforated Panels		
	Mfg. Part No.	Stock No.	Price Each	Mfg. Part No.	Stock No.	Price Each	Mfg. Part No.	Stock No.	Price Each
42 x 30 x 9.25	● A42N3009	06B5735	765.61	● A42P30	92F124	192.73
42 x 36 x 9.25	● A48N3609	06B5797	964.55	● A48P36	19M8392	232.05

ACCESSORIES

Mfg. part no. **AL12AR** cylinder lock kit includes cylinder lock, cam, all hardware and complete installation instructions. Mfg. part no. **AL7A** "T"-handle latch kit includes mfg. part no. **L7** "T"-handle all hardware and complete installation instructions. Both the lock and latch kits fit NEMA Type 1 steel enclosures; *order separately above*. To install,

simply remove the standard slotted flush latch and insert the kit. Mfg. part no. **CHOLSQR** HoSquare® cutout template for making conduit entry holes in seconds comes complete with a 2-piece layout template and easy-to-follow instructions.

Mfg. Part No.	Description	Stock No.	Price Each
● AL12AR	Cylinder Lock Kit	92F090	38.51
● AL7A	"T"-Handle Latch Kit	06B4733	18.47
● CHOLSQR	HoSquare® — Cutout Template for Conduit Entry Holes	74C6408	22.54

(6954)

SCREW COVER DSC ENCLOSURES



PROTECTING YOUR ADVANTAGE



Units are designated for use as electrical junction boxes, terminal wiring boxes, and instrument housings, and are suitable for use with liquidtight flexible conduit. Meets NEMA enclosure type 4, 6, 12 and 13 and IEC 60529 enclosure IP66 classification. UL listed, CSA certified.

SCREW COVER DSC ENCLOSURES (CONT.)

Mfg. Part No.	Int. Vol. (cubic in.)	Footprint (in.)			Stock No.	Price Each
		Height	Width	Depth		
● A404DSC	38.2	4	4	2.62	06B5711	45.37
● A443DSC	32.6	3.5	4	2.75	06B5764	56.74
● A643DSC	55.9	5.75	4	2.75	16F255	64.85
● A843DSC	79.4	8	4	2.75	16F256	72.75
● A1043DSC	102.8	10.25	4	2.75	98H3702	80.79

(7024)

Mfg. Part No.	Int. Vol. (cubic in.)	Footprint (in.)			Stock No.	Price Each
		Height	Width	Depth		
● A402DSC	13.9	4	2	2	16F254	26.87
● A403DSC	30.7	4.5	2.88	2.62	99F7976	34.91

➔ CONTINUED ➔

WALL-MOUNT NEMA TYPE 12 AND 13 JUNCTION BOXES



PROTECTING YOUR ADVANTAGE



Steel Box w/ Continuous Hinge



Steel Box w/ Screw Cover



Aluminum Box w/ Continuous Hinge

Single-door, NEMA Type 12 and 13 steel and aluminum wall-mount enclosures are designed for indoor use to protect electrical, electronics or pneumatic components from dust, dirt, oil and water. Choice of **CH series** continuous hinge or **SC series** screw cover designs, both constructed of 14- or 16-gauge steel and coated with an ANSI 61 gray polyester powder finish inside and out. **CHAL series** aluminum, continuous hinge boxes have smooth, brushed finish and feature

stainless steel screws and clamps that secure cover and assure watertight seal. All boxes have an oil-resistant gasket and feature continuously welded and ground smooth seams. Weldnuts provided for mounting optional white 14-gauge steel panels, *order separately below*. All are rated NEMA Type 12 and 13 and IEC60529, IP65. UL listed, CSA certified.

Enclosure Size (in.) H x W x D	Steel Box with Continuous Hinge			Steel Box with Screw Cover			Aluminum Box with Continuous Hinge			Steel White Panels		
	Mfg. Part No.	Stock No.	Price Each	Mfg. Part No.	Stock No.	Price Each	Mfg. Part No.	Stock No.	Price Each	Mfg. Part No.	Stock No.	Price Each
4 x 4 x 3	● A404CH*	96F4671	55.88	● A404SC*	19M8391	57.52	● A6P4	16F257	5.62
6 x 4 x 3	● A604CH*	96F4672	64.05	● A604SC*	16F249	66.18	● A8P6	89F5422	8.01
8 x 6 x 3.5	● A806CH*	96F4676	77.05	● A806SC*	16F252	81.90	● A8064CHAL	06B6158	302.89	● A6P4	16F257	5.62
6 x 4 x 4	● A6044CH*	96F4674	67.66	● A6044SC*	16F248	69.96	● A6P6	89F5421	6.97
6 x 6 x 4	● A606CH*	19M8396	72.52	● A606SC*	16F250	77.17	● A606CHAL	19M8397	214.02	● A8P8	96F4641	9.04
8 x 8 x 4	● A808CH	96F4677	87.40	● A808SC	16F253	93.09	● A10P8	89F5423	10.90
10 x 8 x 4	● A1008CH	19M8342	95.56	● A1008SC	19M8344	126.20	● A1008CHAL	88F2016	347.99	● A12P10	89F5424	14.75
12 x 10 x 5	● A1210CH	19M8352	122.35	● A1210SC	06B5117	134.14	● A8P6	89F5422	8.01
8 x 6 x 6	● A8066CH	96F4683	91.33	● A8066SC	16F251	94.66	● A10P8	89F5423	10.90
10 x 8 x 6	● A10086CH	96F4684	107.87	● A10086SC	19M8345	111.46	● A10P10	96F4643	12.90
10 x 10 x 6	● A10106CH	96F4685	118.96	● A10106SC	06B5075	130.56	● A12P12	96F4601	17.33
12 x 12 x 6	● A1212CH	96F4686	142.46	● A1212SC	06B5131	151.63	● A12106CHAL	19M8353	322.90	● A14P12	96F4602	19.28
14 x 12 x 6	● A1412CH	19M8356	154.66	● A1412SC	92F094	169.48	● A1412CHAL	19M8357	515.11	● A16P14	96F4603	25.53
16 x 14 x 6	● A1614CH	19M8363	182.20	● A1614SC	99F8911	199.32	● A1614CHAL	88F1096	450.75	● A12P10	89F5424	14.75
12 x 10 x 8	● A12108CH	96F4693	149.22	● A14P12	96F4602	19.28
14 x 12 x 8	● A14128CH	96F4694	177.30	● A16P14	96F4603	25.53
16 x 14 x 8	● A16148CH	96F4695	202.03	● A16P14	96F4603	25.53
16 x 14 x 10	● A161410CH	96F4696	229.27	● A16P14	96F4603	25.53

*16-gauge steel

ACCESSORIES FOR JUNCTION BOXES

Mfg. part no. **ACLJIC** keylock kit and mfg. part no. **APLKJIC** plated steel padlock kit are designed for field installation in junction boxes. Helps to maintain a watertight and dust-tight seal. Both kits include installation instructions.

Mfg. Part No.	Description	Stock No.	Price Each
● ACLJIC	Keylock Kit	06B4538	42.49
● APLKJIC	Plated Steel Padlock Kit	06B4774	16.20

(78731)

NEMA ENCLOSURES

WALL-MOUNT NEMA 4 & 4X JUNCTION BOXES



PROTECTING YOUR ADVANTAGE



Single-door, NEMA Type 4 steel and NEMA Type 4X stainless steel wall-mount enclosures are designed for indoor and outdoor use to protect electrical, electronics or pneumatic components from dust, dirt, oil and water. Feature continuous hinge to facilitate easy access. **CHNF series** boxes are constructed of 14- or 16-gauge steel and coated with an ANSI 61 gray polyester powder finish inside and out. Rated NEMA Type 3, 4, 12 and 13. **CHNFSS series** boxes manufactured from 14-gauge Type 304 stainless steel and have a smooth #4 brushed finish. Ideal for highly-corrosive environments. Rated NEMA Type 3, 4, 4X, 12 and 13 and meet Type 3RX requirements. All boxes have an oil-resistant gasket and feature continuously welded and ground smooth seams. Weldnuts provided for mounting optional white 14-gauge steel panels, *order separately below*. All are rated IEC60529, IP66, UL listed, CSA certified.



Enclosure Size (in.)	NEMA 4 Steel Box with Continuous Hinge			NEMA 4X Box with Continuous Hinge			Accepts Steel White Panels		
	H x W x D	Mfg. Part No.	Stock No.	Mfg. Part No.	Stock No.	Price Each	Mfg. Part No.	Stock No.	Price Each
6 x 4 x 3	● A604CHNF*	06B5908	89.52	● A6044CHNFSS+	96F4697	260.38	● A6P4	16F257	5.62
8 x 6 x 3.5	● A806CHNF	06B6156	102.15	● A8064CHNFSS+	96F4699	324.66	● A8P6	89F5421	8.01
6 x 6 x 4	● A606CHNF*	92F102	93.72	● A606CHNFSS	96F4698	284.34	● A6P6	89F5421	6.97
10 x 8 x 4	● A1008CHNF	06B5066	123.44	● A1008CHNFSS	96F4700	390.85	● A10P8	89F5423	10.90
12 x 10 x 5	● A1210CHNF	06B5114	158.15	● A12106CHNFSS	96F4701	547.53	● A12P10	89F5424	14.75
10 x 8 x 6	● A10086CHNF	92F122	143.67	● A-1008CHNFSS6	06B5067	497.86	● A10P8	89F5423	10.90
12 x 12 x 6	● A1212CHNF	06B5129	166.50	● A1212CHNFSS	96F4702	604.09	● A12P12	96F4601	17.33
14 x 12 x 6	● A1412CHNF	19M8358	199.13	● A1412CHNFSS	96F4703	669.50	● A14P12	96F4602	19.28
16 x 14 x 6	● A1614CHNF	06B5226	234.46	● A1614CHNFSS	19M8364	817.05	● A16P14	96F4603	25.53

*16-gauge steel; +4" deep

PADLOCK KITS

Mfg. Part No.	Material	Stock No.	Price Each
● APLKJIC	Plated Steel	06B4774	16.20

(78739)

TRADITIONAL STYLE WALL-MOUNT NEMA TYPE 12, 13, 4 STEEL AND TYPE 4X STAINLESS STEEL AND ALUMINUM ENCLOSURES



PROTECTING YOUR ADVANTAGE



Just Added



NEMA 12, 13 Painted Steel



NEMA 4 Painted Steel



NEMA 4X Stainless Steel or Aluminum

This traditional styled, single-door wall-mount offering includes mild steel, stainless steel and aluminum enclosures that protect against a variety of environmental conditions. All are gasketed and have a continuous hinge to facilitate easy access. All feature a rolled flange around three sides of the door and all four sides of the enclosure opening to exclude liquids and other contaminants. All come complete with a data pocket and hasp and staple for padlocking. UL listed, CSA certified. *Order white steel panels, listed in table below, separately on page 2280.*

NEMA 12 AND 13 STEEL ENCLOSURES

Designed for indoor use to protect components from dust, dirt, oil and water. Manufactured from mild steel coated with an ANSI 61 gray polyester powder finish inside and out. Meet NEMA 12 and 13 and IEC 60529 IP65.

NEMA 4 STEEL ENCLOSURES

Designed for both indoor and outdoor use to protect components from dust, dirt, oil and hose-directed water.

Manufactured from mild steel coated with an ANSI 61 gray polyester powder finish inside and out. Meet NEMA 3, 4, 12 and 13 and IEC 60529 IP66.

NEMA 4X STAINLESS STEEL ENCLOSURES

Designed to protect electrical components in corrosive environments in both indoor and outdoor settings. Manufactured from 14-gauge Type 304 stainless steel coated with a smooth #4 brushed natural finish. Meet NEMA 3, 3R, 3RX, 4, 4X, 12 and 13 and IEC 60529 IP66.

NEMA 4X ALUMINUM ENCLOSURES

Ideal for providing lightweight protection in corrosive environments in both indoor and outdoor settings. Manufactured from Type 5052 H-32 aluminum with a smooth brushed natural finish. Meet NEMA 3R, 4, 4X, 12 and 13 and IEC 60529 IP66.

Enclosure Size (Inches)			NEMA 12, 13 Painted Steel			NEMA 4 Painted Steel			NEMA 4X Stainless Steel			NEMA 4X Aluminum			Accepts Panel
Height	Width	Depth	Mfg. Part No.	Stock No.	Price Each	Mfg. Part No.	Stock No.	Price Each	Mfg. Part No.	Stock No.	Price Each	Mfg. Part No.	Stock No.	Price Each	
16	12	6	● A161206LP	96F4614	442.62	● A16H12ALP	06B5177	561.64	● A16H1206SSLP	06B5180	1256.07	● A16H1206ALLP	06B5179	1011.78	● A16P12
20	16	6	● A201606LP	96F4618	510.68	● A20H16ALP	06B5289	648.26	● A20H1606SSLP	19M8365	1530.02	● A20H1606ALLP	29M6876	1190.51	● A20P16
20	20	6	● A202006LP	96F4619	550.88	● A20H20ALP	06B5304	699.22	● A20H2006SSLP	06B5308	1689.11	● A20H2006ALLP	06B5306	1296.74	● A20P20
24	16	6	● A241606LP	96F4622	561.06	● A24H16ALP	06B5388	711.29	● A24P16
24	20	6	● A242006LP	96F4623	591.20	● A24H20ALP	06B5391	772.53	● A24H2006SSLP	06B5396	1850.62	● A24H2006ALLP	06B5394	1403.22	● A24P20
16	12	8	● A161208LP	96F4631	353.03	● A16H12BLP	06B5178	589.77	● A16H1208SSLP	06B5182	1344.59	● A16P12
20	16	8	● A201608LP	96F4635	538.92	● A20H16BLP	06B5290	683.90	● A20H1608SSLP	88F1220	1640.08	● A20P16
20	20	8	● A202008LP	96F4636	581.85	● A20H20BLP	06B5305	739.18	● A20H2008SSLP	74C6331	1869.76	● A20P20
24	20	8	● A242008LP	96F4604	625.41	● A24H20BLP	06B5392	793.85	● A24H2008SSLP	06B5399	1989.38	● A24P20
30	24	8	● A302408LP	96F4608	749.21	● A-30H24BLP	19M8291	951.15	● A30H2408SSLP	06B5536	2485.81	● A30H2408ALLP	06B5534	1821.91	● A30P24
20	16	10	● A201610LP	19M8377	566.67	● A20H16CLP	06B5291	719.18	● A20H1610SSLP	06B5300	1752.52	● A20H1610ALLP	06B5298	1337.41	● A20P16
24	20	10	● A242010LP	06B5469	659.62	● A24H20CLP	06B5393	837.63	● A24H2010SSLP	19M8378	2126.94	● A24H2010ALLP	88F3590	1581.45	● A24P20
30	24	10	● A302410LP	06B5594	791.45	● A30H24CLP	06B5531	1004.25	● A30H2410SSLP	74C6352	2733.45	● A30P24
36	30	10	● A363010LP	06B5678	977.11	● A36H30CLP	06B5635	1240.53	● A36H3010SSLP	06B5642	3385.39	● A36P30

DOOR STOP KIT

Mfg. part no. ADSTOPK door stop kit for NEMA Type 4 and 12 enclosures secure door in the open position. Can be installed at the top or bottom of door that opens horizontally. Door opening angle can be adjusted by means of a wing nut. Stop arm slides neatly out of the way when door is closed. All parts are zinc-plated steel. Mounting hardware

included. NOTE: door stop kit should not be installed on enclosures configured with a swing-out panel or swing-out rack frame. Maintains UL/CSA Type 4 and 12 rating if properly installed.

Mfg. Part No.	Description	Stock No.	Price Each
● ADSTOPK	Door Stop Kit for NEMA Type 4 and 12 Enclosures	06B4567	113.28

(79214)



NEMA ENCLOSURES

HINGED COVER NEMA TYPE 3R SMALL AND MEDIUM ENCLOSURES (CONT.)

Dim. (in.) H x W x D	Hinge Cover NEMA Type 3R Steel Enclosures			Accepts Steel White Panels		
	Mfg. Part No.	Stock No.	Price Each	Mfg. Part No.	Stock No.	Price Each
16 x 12 x 6	● A16R126HCR	06B5210	165.12	● A16P12	89F5426	37.48
16 x 16 x 6	● A16R166HCR	06B5212	193.47	● A16P16	89F5427	46.11
20 x 16 x 6	● A20R166HCR	19M8375	221.55	● A20P16	89F5428	54.78
20 x 20 x 8	● A20R208HCR	19M8376	315.86	● A20P20	89F5429	66.16
24 x 20 x 8	● A24R208HCR	06B5457	355.44	● A24P20	89F5431	85.63
24 x 24 x 8	● A24R248HCR	06B5462	401.10	● A24P24	96F4653	98.38
30 x 24 x 8	● A30R248HCR	06B5569	468.84	● A30P24	19M8384	95.64
30 x 24 x 10	● A30R2410HCR	74C6356	569.10	● A30P24	19M8384	95.64

▶ CONTINUED ▶

HINGED COVER NEMA TYPE 3R SMALL AND MEDIUM ENCLOSURES (CONT.)

Dim. (in.) H x W x D	Hinge Cover NEMA Type 3R Steel Enclosures			Accepts Steel White Panels		
	Mfg. Part No.	Stock No.	Price Each	Mfg. Part No.	Stock No.	Price Each
30 x 30 x 12	● A30R3012HCR	06B5571	669.44	● A30P30	96F4650	145.82
36 x 36 x 12	● A36R3612HCR	06B5672	871.05	● A36P36	06B5667	178.99
30 x 30 x 16	● A30R3016HCR	06B5573	719.28	● A30P30	96F4650	145.82
48 x 36 x 16	● A48R3616HCR	06B5808	1173.95	● A48P36	19M8392	232.05

INLINE® AND CONCEPT® NEMA 12/4 AND 12/4X WALL-MOUNT PAINTED STEEL AND STAINLESS STEEL ENCLOSURES



PROTECTING YOUR ADVANTAGE



Inline® and Concept® wall-mount, single-door enclosures provide protection for electrical components in both indoor and outdoor environments. Enclosures are gasketed, have a body flange trough to exclude liquids and can be direct-mounted or mounted using external wall-mounting brackets which are required to maintain UL listed/CSA certified external mounting requirements. Choice of solid-door or window-door models which feature 180° door opening and removable hinge pins. Windows are clear polycarbonated and mounted flush with cover surface. All models come complete with installation instructions and hardware, including: panel mounting screws, grounding hardware, and sealing washers for wall-mounting holes. All enclosures are UL listed, CSA certified, VDE approved. Choose from a wide array of accessories including 12-gauge steel panels with white painted finish; ordered separately below. Stainless steel enclosures with window also available; go online or call



Inline® Enclosures



Concept® Enclosures

INLINE® WALL-MOUNT ENCLOSURES

Inline® instrumentation enclosures protect instrumentation devices and electrical components from dirt, dust, oil and water. Manufactured from 16 gauge steel with RAU 7035 textured light-gray polyester powder painted finish. Solid door enclosures meet NEMA Type 4 and 12, VDE IP66 and IEC 60529 IP66 requirements. Enclosures with window-door

styling meet NEMA Type 12, VDE IP55 and IEC 60529 IP66 requirements. Inline® Type 304 stainless steel instrumentation enclosures protect components from corrosive environments. These solid door wall-mount enclosures have a smooth #2 brushed finish and meet NEMA Type 4, 4X and 12, VDE IP66 and IEC 6029 IP66 requirements.

Height (In.)	Width (In.)	Depth (In.)	NEMA Type 12/4 Painted Steel Enclosures						NEMA Type 12/4X Stainless Steel Enclosures					
			With Solid Door			With Window			With Solid Door			Accepts White Steel Standard Panels		
			Mfg. Part No.	Stock No.	Price Each	Mfg. Part No.	Stock No.	Price Each	Mfg. Part No.	Stock No.	Price Each	Mfg. Part No.	Stock No.	Price Each
5.9	5.9	4.7	● LHC151512	91F4820	71.78	● LHC151512SS	06B8127	331.67	● LP1515	91F4830	9.55	
7.9	5.9	4.7	● LHC201512	91F4821	87.74	● LWC201512	19M8447	127.16	● LHC201512SS	06B8129	383.75	● LP2015	19M8446	11.79
9.84	7.87	5.91	● LHC252015	91F4822	106.61	● LWC252015	91F4826	154.45	● LHC252015SS	06B8131	474.04	● LP2520	91F4832	14.25
11.81	9.84	5.91	● LHC302515	19M8445	121.02	● LWC302515	91F4827	175.21	● LHC302515SS	06B8133	662.49	● LP3025	91F4833	16.11
13.8	11.8	7.9	● LHC353020	91F4824	170.46	● LHC353020SS	06B8135	777.88	● LP3530	91F4834	20.32	

CONCEPT® WALL-MOUNT ENCLOSURES

Concept® wall-mount, single door enclosures protect electrical and electronic components from dust, dirt, oil and water. Manufactured from tough steel with ANSI 61 gray polyester powder painted finish. Solid-door enclosures meet NEMA Type 4, 12 and 13, VDE IP66 and IEC 60529 IP66 requirements. Enclosures with window-door styling meet NEMA

Type 4 and 12, VDE IP66 and IEC 60529 IP66 requirements. Concept® Type 304 stainless steel solid-door enclosures protect components from corrosive environments. These wall-mount enclosures have a smooth #4 brushed finish and meet NEMA Type 3R, 3RX, 4, 4X, 12 and 13, VDE IP66 and IEC 60529 IP66 requirements.

Height (In.)	Width (In.)	Depth (In.)	NEMA Type 12/4 Painted Steel Enclosures						NEMA Type 12/4X Stainless Steel Enclosures					
			With Solid Door			With Window			With Solid Door			Accepts White Steel Standard Panels		
			Mfg. Part No.	Stock No.	Price Each	Mfg. Part No.	Stock No.	Price Each	Mfg. Part No.	Stock No.	Price Each	Mfg. Part No.	Stock No.	Price Each
12	12	6	● CSD12126	92F4955	268.03	● CSD12126W	92F4937	385.76	● CSD12126SS	92F4945	770.69	● CP1212	92F4965	19.41
16	12	6	● CSD16126	19M8405	286.10	● CSD16126W	19M8406	411.48	● CSD16126SS	30C1792	845.24	● CP1612	19M8402	25.00
16	12	8	● CSD16128	06B6671	299.94	● CSD16128W	92F4941	432.03	● CSD16128SS	06B6673	891.05
16	16	6	● CSD16166	92F4957	307.92	● CSD16166SS	92F4947	937.35	● CP1616	92F4967	48.49
16	16	8	● CSD16168	06B6680	324.02	● CSD16168SS	06B6682	1016.43	● CP1616	92F4967	48.49
20	16	6	● CSD20166	92F4958	330.20	● CSD20166W	92F4939	475.12	● CSD20166SS	92F4948	1058.25	● CP2016	92F4968	50.10
20	16	8	● CSD20168	19M8407	347.93	● CSD20168W	92F4942	501.04	● CSD20168SS	92F4951	1102.81	● CP2016	92F4968	50.10
20	16	10	● CSD201610	20C6769	356.75	● CSD201610W	20C6771	499.68	● CSD201610SS	88H6327	1220.08	● CP2016	92F4968	50.10
20	20	8	● CSD20208	92F4962	376.31	● CSD20208W	92F4943	541.50	● CSD20208SS	92F4952	1220.08	● CP2020	92F4969	67.04
20	20	12	● CSD202012	19M8408	428.22	● CSD202012W	06B6704	599.23	● CSD202012SS	06B6702	1392.82	● CP2020	92F4969	67.04
24	16	6	● C-SD24166	06B6717	362.12	● CP2416	92F4970	66.43
24	20	8	● CSD24208	19M8410	404.13	● CSD24208W	92F4944	581.67	● CSD24208SS	92F4954	1336.45	● CP2420	19M8403	85.58
24	20	10	● CSD242010	19M8409	415.77	● CSD242010W	20C6783	581.59	● CSD242010SS	88H6337	1425.55
24	24	8	● CSD24248	19M8411	436.48	● CSD24248W	06B6759	628.40	● CSD24248SS	06B6757	1471.01	● CP2424	92F4972	99.24
24	24	12	● CSD242412	88F1221	484.59	● CSD242412W	06B6740	697.04	● CSD242412SS	06B6738	1751.03	● CP2424	92F4972	99.24
30	24	8	● CSD30248	06B6777	484.59	● CSD30248W	06B6783	697.04	● CSD30248SS	06B6781	1671.94	● CP3024	06B6636	107.47
30	24	10	● CSD302410	19M8412	498.76	● CSD302410W	20C6795	698.15	● CSD302410SS	88H6347	1708.31	● CP3024	06B6636	107.47
30	24	12	● CSD302412	06B6766	538.41	● CSD302412W	06B6770	775.52	● CSD302412SS	06B6768	1911.96	● CP3024	06B6636	107.47
30	30	8	● CSD30308	06B6788	541.50	● CSD30308SS	06B6790	1964.69	● CP3030	06B6638	142.56
30	30	10	● C-SD303010LG	20C6798	557.68	● CP3030	06B6638	142.56
36	30	8	● CSD36308	88F4286	598.22	● CSD36308SS	06B6813	2206.52	● CP3630	06B6643	166.28
36	30	10	● CSD363010	20C6801	616.14	● CSD363010SS	88H6354	2252.88	● CP3630	06B6643	166.28
36	30	12	● CSD363012	06B6802	664.50	● CSD363012SS	06B6804	2505.62	● CP3630	06B6643	166.28
36	36	12	● CSD363612	06B6815	757.96	● CP3636	06B6645	194.56
48	36	12	● CSD483612	06B6827	881.15	● CP4836	06B6649	251.28
60	36	12	● CSD603612	06B6833	1026.44	● CP6036	06B6651	307.38

ACCESSORIES INLINE® & CONCEPT® ENCLOSURES

Mfg. part no. CWHNL, CWHK and CWHPTO handles replace the standard slotted insert on all Concept® wall-mount enclosures. A die-cast zinc keylock handle provides easy access and security. The zinc-plated padlock handle accommodates a padlock up to a 3/8" locking bar. All three latch systems feature black plastic handles and can be converted from clockwise to counter-clockwise opening. Mfg. part no. ADP1 and ADP2 data pockets provide convenient storage for documentation inside solid-door enclosures. Constructed of dark-gray, high-impact thermo-plastic with cutout areas for easy access and visibility to contents. Each data pocket includes mounting hardware. Mfg.

part no. CMFK and CMFKSS mounting bracket kits are field installable. Stainless steel brackets are rated to NEMA Type 4X. Each kit includes 4 brackets and hardware. Mfg. part no. ADSTOPK door stop kit for NEMA Type 12 enclosures secure door in the open position. Can be installed at the top or bottom of door that opens horizontally. Door opening angle can be adjusted by means of a wing nut. Stop arm slides neatly out of the way when door is closed. All parts are zinc-plated steel. Mounting hardware included. NOTE: door stop kit should not be installed on enclosures configured with a swing-out panel or swing-out rack frame.

▶ CONTINUED ▶

10

INLINE® AND CONCEPT® NEMA 12/4 AND 12/4X WALL-MOUNT PAINTED STEEL AND STAINLESS STEEL ENCLOSURES (CONT.)

Mfg. Part No.	Description	Stock No.	Price Each
● CWHNL	Nonlocking Handle	92F084	47.80
● CWHK	Keylock Handle	06B6883	71.69
● CWHPTO	Padlock Handle	51M8725	131.74
● ADP1	Data Pocket, Small 6H x 6"W	06B4565	19.50
● ADP2	Data Pocket, Large 12H x 12"W	06B4566	31.10
● CMFK	Zinc-Plated Steel Mounting Bracket Kit	19M8401	30.43
● CMFKSS	Stainless Steel Mounting Bracket Kit	06B6619	80.22
● ADSTOPK	Door Stop Kit for NEMA Type 4 and 12 Enclosures	06B4567	113.28

(6979)

NEMA TYPE 4X FIBERGLASS WALL-MOUNT ENCLOSURES



PROTECTING YOUR ADVANTAGE



Hinged Window and Solid Door with Latches



Overlapping Solid Door with Latches



ULTRX® Solid Door



Flanged Solid Door

Fiberglass wall-mount enclosures provide protection against corrosive environments in both indoor and outdoor settings. All feature a continuous hinge to facilitate easy access. Choice of screw-cover units, quick-release latch models, featuring solid door or scratch-resistant window door. All models are UL listed, CSA certified with a flammability rating per UL 508. Order white steel panels, listed in tables below, separately on page 2280.

SMALL HINGED COVER WALL-MOUNT ENCLOSURES

Designed for use as a junction box or instrument housing these light gray fiberglass polyester enclosures are available with solid door or polycarbonate window. Feature a seamless foam in-place gasket and doors that fasten with either screws or quick-release latches. Meet NEMA Type 4, 4X, 12 and 13 and IEC 60529 IP66 requirements.

Series	Dimensions (Inches)		
	H	W	D
A664CH	6	6	4
A864CH	8	6	4
A1086CH	10	8	6
A12106CH	12	10	6
A14128CH	14	12	8
A16148CH	16	14	8
A181610CH	18	16	10

Solid Screw Cover			Solid Cover with Quick-Release Latches			Window Screw Cover			Window Cover with Quick-Release Latches			Accepts Panel
Mfg. Part No.	Stock No.	Price Each	Mfg. Part No.	Stock No.	Price Each	Mfg. Part No.	Stock No.	Price Each	Mfg. Part No.	Stock No.	Price Each	
● A664CHSCFG	88M1238	82.81	A664CHQRFG	95F2771	105.50	A664CHSCFGW	06B5965	107.14	A664CHQRFGW	95F2775	126.26	● A6P6
A864CHSCFG	95F2768	86.56	A864CHQRFG	88M1239	109.84	A864CHSCFGW	06B6195	116.79	A864CHQRFGW	88M1240	149.21	● A8P6
A1086CHSCFG	95F2769	100.53	A1086CHQRFG	95F2773	120.82	A1086CHSCFGW	06B5084	157.16	A1086CHQRFGW	95F2777	193.67	● A10P8
A12106CHSCFG	95F2770	122.48	A12106CHQRFG	95F2774	142.38	A12106CHSCFGW	06B5122	187.64	A12106CHQRFGW	95F2778	227.14	● A12P10
● A14128CHSCFG	88M1237	162.86	● A14128CHQRFG	83F7198	184.25	A14128CHSCFGW	06B5161	224.42	A14128CHQRFGW	52F7174	265.68	● A14P12
A16148CHSCFG	83F7196	189.24	A16148CHQRFG	83F7199	210.46	● A16148CHSCFGW	06B5235	262.52	A16148CHQRFGW	92F128	307.66	● A16P14
A181610CHSCFG	83F7197	234.98	● A181610CHQRFG	83F7200	293.54	A181610CHSCFGW	06B5253	328.18	A181610CHQRFGW	92F127	407.15	● A18P16

OVERLAPPING DOOR WALL-MOUNT ENCLOSURES

HJ series enclosures feature an overlapping door and integral mounting brackets that are often required in corrosive environments. Constructed from corrosion-resistant, hot-compression-molded fiberglass reinforced RAL 7035 light

gray polyester material. Enclosures are available with solid door or polycarbonate window. Doors fasten with either screws or padlockable Type 316 stainless steel latches. Meet NEMA Type 3, 3R, 3RX, 4, 4X, 12 and 13 and IEC 60529 IP66 requirements.

Dimensions H x W x D (In.)	Solid Screw Cover			Solid Cover with Quick-Release Latches			Window Cover with Quick-Release Latches			Accepts Panel
	Mfg. Part No.	Stock No.	Price Each	Mfg. Part No.	Stock No.	Price Each	Mfg. Part No.	Stock No.	Price Each	
7.31 x 7.31 x 4.96	● HJ606HWLG	67K9082	71.36	● HJ606HWPL1LG	79K6889	89.25	HJB606HWPL1LG	79K6872	121.15	● A6P6
9.3 x 7.31 x 4.98	● HJ806HWLG	79K6891	73.36	● HJ806HWPL1LG	79K6892	90.60	● HJB806HWPL1LG	79K6873	125.11	● A8P6
11.31 x 9.31 x 5.43	● HJ1008HWLG	79K6874	88.57	● HJ1008HWPL1LG	79K6875	101.08	HJB1008HWPL1LG	79K6867	151.97	● A10P8
13.3 x 11.29 x 5.58	● HJ1210HWLG	79K6877	100.25	● HJ1210HWPL2LG	79K6878	112.68	HJB1210HWPL2LG	79K6868	167.66	● A12P10
15.32 x 13.3 x 6.7	HJ1412HWLG	79K6880	116.79	● HJ1412HWPL2LG	79K6881	142.30	● HJB1412HWPL2LG	79K6869	231.39	● A14P12
17.31 x 15.3 x 6.7	● HJ1614HWLG	88M1243	134.08	● HJ1614HWPL2LG	79K6884	154.65	HJB1614HWPL2LG	79K6870	254.13	● A16P14
19.31 x 17.31 x 9.58	● HJ1816HWLG	79K6886	177.16	● HJ1816HWPL2LG	79K6887	200.57	HJB1816HWPL2LG	79K6871	311.64	● A18P16

ULTRX® WALL-MOUNT ENCLOSURES

ULTRX® wall-mount enclosures provide protection against atmosphere and marine corrosion. Manufactured from molded fiberglass reinforced material that has excellent temperature- and chemical-resistance qualities and is highly

impact-resistant. Exterior surface painted light gray acrylic enamel for enhanced UV protection. Enclosures are available with solid door or polycarbonate window. Feature molded-in drip shields and DIN bosses. Meet NEMA Type 3, 3R, 3RX, 4, 4X, 12 and 13 and IEC 60529 IP66 requirements.

Enclosure Size H x W x D (In.)	Solid Door			Window Door			Accepts Panel
	Mfg. Part No.	Stock No.	Price Each	Mfg. Part No.	Stock No.	Price Each	
20.18 x 16.24 x 8.64	● UU504020	95F2761	458.82	UU504020W	95F2764	686.08	● A20P16
20.18 x 24.11 x 8.64	● UU606020	95F2762	679.29	UU606020W	95F2765	1020.90	● A24P24
24.61 x 20.2 x 8.64	UU605025	92F4977	652.42	● UU605025W	92F4978	900.85	● A24P20
20.2 x 16.22 x 12.64	● UU504030	92F4979	587.52	UU504030W	92F4980	815.29	● A20P16
24.61 x 24.11 x 12.64	● UU606030	92F4981	757.45	UU606030W	92F4982	1061.20	● A24P24
30.51 x 24.11 x 12.64	● UU756030	95F2763	808.23	UU756030W	95F2766	1214.84	● A30P24
40.35 x 32.48 x 12.64	● UU1008030	92F4983	1158.58	UU1008030W	92F4984	1619.51	● A40P30

ULTRX® ACCESSORIES

Keylock and pushbutton-style padlock kits are easily inserted in latch hole to prevent unauthorized openings. Fully assembled for easy field installation. Maintains NEMA 4X rating. Constructed of tough Type 316 stainless steel.

Mfg. Part No.	Description	Stock No.	Price Each
● UJHPL	ULTRX® Padlock Kit	06B9934	65.32

➔ CONTINUED ➔

NEMA ENCLOSURES

NEMA TYPE 4X FIBERGLASS WALL-MOUNT ENCLOSURES (CONT.)

FLANGED WALL-MOUNT ENCLOSURES

Flanged wall-mount, solid door enclosures designed to insulate and house electrical and electronic controls, instruments and components in highly-corrosive environments. Gray molded fiberglass reinforced material has

excellent temperature- and chemical-resistance qualities. Feature high-impact thermoplastic data pocket, quick-release latches and hasp for padlocking. Meet NEMA Type 3, 3R, 3RX, 4, 4X, 12 and 13 and IEC 60529 IP66 requirements.

Enclosure Size H x W x D (In.)	Mfg. Part No.	Stock No.	Price Each	Accepts Panel
24 x 20 x 6	A24H2006GQRLP	06B5395	889.93	● A24P20
20 x 16 x 8	A20H1608GQRLP	06B5296	788.35	● A20P16
20 x 20 x 8	A20H2008GQRLP	06B5310	877.34	● A20P20
24 x 20 x 8	A24H2008GQRLP	06B5398	938.62	● A24P20
24 x 24 x 8	A24H2408GQRLP	06B5412	988.16	● A24P24
36 x 30 x 8	A36H3008GQRLP	06B5639	1528.83	● A36P30
20 x 16 x 10	A20H1610GQRLP	06B5299	905.04	● A20P16
24 x 20 x 10	A24H2010GQRLP	06B5401	1046.08	● A24P20
30 x 24 x 10	A30H2410GQRLP	06B5538	1184.62	● A30P24
30 x 24 x 12	A30H2412GQRLP	06B5541	1272.76	● A30P24

(6876)

QLINE® E AND I POLYCARBONATE NEMA TYPE 4X ENCLOSURES



PROTECTING YOUR ADVANTAGE



Contoured bodies with flush cover screws for attractive, contemporary appearance. Can be used as insulated electrical junction boxes, terminal wiring boxes, instrument housings and as housings for electrical controls in wet, dusty and corrosive environments that may be subject to occasional submersion. Constructed of high-impact polycarbonate material that's RAL 7035 light gray and easily punched, drilled, filed, or sawed. Choice of clear or opaque polycarbonate covers that feature a molded-in hole for a wire lead. Seamless foam-in-place gasket provides a watertight and dust-tight seal. Molded internal pads for mounting zinc-plated steel panels; *order separately below*. Flammability rated UL 508. **E series** units meet NEMA/EEMAC Types 4, 4X, 6, 12 and 13 and IEC60529, IP67 requirements. **I series** units meet NEMA/EEMAC Types 4, 4X, 12 and 13 and IEC60529, IP66 requirements. All enclosures are UL listed, CSA certified. *Order mounting bracket kit and hinge kit separately below.*



Height (In.)	Width (In.)	Depth (In.)	With Opaque Cover		With Clear Cover			Zinc-Plated Steel Panels			Accessory Code
			Mfg. Part No.	Stock No.	Mfg. Part No.	Stock No.	Price Each	Mfg. Part No.	Stock No.	Price Each	
4.92	2.95	2.91	● Q1388PCE	83F7185	● Q1388PCECC	83F7186	38.29	● Q138PE	19M8453	8.23	E
6.89	4.92	2.91	● Q18138PCE	93C9364	● Q18138PCECC	20M5711	53.28	● Q1813PE	06B9712	9.92	E
6.89	4.92	3.9	● Q181310PCE	83F7191	● Q181310PCECC	83F7192	53.87	● Q1813PE	06B9712	9.92	E
7.87	7.87	4.84	● Q202013PCI	19M8456	● Q202013PCICC	91F2279	91.78	● Q2020PI	06B9777	12.25	I
9.84	6.89	3.9	● Q251810PCE	51M8963	● Q251810PCECC	51M8964	120.84	● Q2518PE	06B9799	12.55	E
11.81	7.87	4.84	● Q302013PCI	91F2274	● Q302013PCICC	91F2280	116.35	● Q3020PI	06B9821	14.25	I
11.81	11.81	4.84	● Q303013PCI	91F2276	● Q303013PCICC	19M8458	134.10	● Q3030PI	89F5446	17.84	I
15.75	7.87	4.84	● Q402013PCI	91F2275	● Q402013PCICC	06B9863	140.16	● Q4020PI	06B9860	17.42	I
15.75	11.81	4.84	● Q403013PCI	91F2277	● Q403013PCICC	91F2282	155.24	● Q4030PI	06B9874	22.24	I

ACCESSORIES

Field installable mounting bracket kits have 4 polycarbonate brackets and 4 self-tapping zinc-plated screws. Maintains listed rating for enclosure. Hinge kits include 2 polyamide hinges, 8 M4 self-tapping zinc-plated screws, 8 flat washers and drilling template.

Accessory Code	Mfg. Part No.	Description	Stock No.	Price Each
E	● QEMFK	Mounting Bracket Kit for QLINE® E Enclosures	88F4334	6.84
I	● QIMFK	Mounting Bracket Kit for QLINE® I Enclosures	06B9642	19.53
E	● QDEHK	Hinge Kit for QLINE® E Enclosures	06B9614	27.85
I	● QIHK	Hinge Kit for QLINE® I Enclosures	06B9639	12.72

(31887)

HOL-TITE® OIL TIGHT HOLE SEALS



PROTECTING YOUR ADVANTAGE



HOL-TITE® OIL TIGHT HOLE SEALS (CONT.)

Description	Hole Seal Dia. (In.)	Max. Hole Dia. (In.)	NEMA Type 12, 3R, 4, Painted Steel			NEMA Type 4X, Stainless Steel		
			Mfg. Part No.	Stock No.	Price Each 1-9	Mfg. Part No.	Stock No.	Price Each 1-9
3" Conduit	4.12	3.62	● AS300	06B4975	39.44
3-1/2" Conduit	4.62	4.12	● AS350	19M8331	51.14
4" Conduit	5.12	4.62	● AS400	19M8332	65.58

(79370)

Hole plugs seal unused pushbutton holes, conduit openings and knockout holes against dust, oil and water. Seals made of galvanized steel have oil-resistant gasket and are secured with a 10-32 x 5/8" threaded stud and plated wing nut. 16-gauge steel with ANSI 61 gray powder paint finish. Stainless seals have polished front surface, are made of series 300 stainless steel. 10-24 x 5/8 stainless stud with stainless wing nut. 16 gauge stainless steel backplate. Both have oil-resistant gaskets.

Description	Hole Seal Dia. (In.)	Max. Hole Dia. (In.)	NEMA Type 12, 3R, 4, Painted Steel			NEMA Type 4X, Stainless Steel		
			Mfg. Part No.	Stock No.	Price Each 1-9	Mfg. Part No.	Stock No.	Price Each 1-9
22.5mm Pushbutton		22	● ASPBG	51M8648	9.63	● ASPBGSS	19M8323	24.38
1/2" Conduit	1.38	0.880	● AS050	99F5996	8.11	● AS050SS	92F112	24.38
3/4" Conduit	1.56	1.06	● AS075	19M8325	10.22	● AS075SS	06B4965	31.18
30.5mm Pushbutton	1.75	1.25	● ASPB	06B4958	13.02	● ASPBSS	19M8324	34.35
1" Conduit	1.88	1.38	● AS100	06B4966	16.74	● AS100SS	19M8326	41.82
1-1/4" Conduit	2.19	1.69	● AS125	06B4968	18.63	● AS125SS	19M8327	48.07
1-1/2" Conduit	2.50	2	● AS150	19M8328	21.28	● AS150SS	01J1302	51.23
2" Conduit	3.00	2.5	● AS200	19M8329	23.44	● AS200SS	01J1303	59.97
2-1/2" Conduit	3.50	3	● AS250	19M8330	29.86

▶ CONTINUED ▶

eQuotes

Retrieve and process Newark quotes online from our website under MY ACCOUNT eSuite. Log in or register today.

(148833)

ARC FLASH SAFETY SYSTEMS



PROTECTING YOUR ADVANTAGE



A PENTAIR COMPANY



Arc flash events may happen when an electrical fault occurs within the confined space of an enclosure. Often triggered by opening doors to access controls, the resulting explosion can cause devastating personal injury and extensive equipment damage. Conventional compliance with safety standards specifies that only highly-trained personnel with fire retardant, protective gear and non-conductive wands may breach enclosures within a "flash protection boundary" established by NFPA 70E. This method is not only potentially hazardous, but entails considerable compliance costs and may require a production shutdown to monitor controls or initiate a simple programming change. The components of the Arc Flash Safety System isolate workers from energized equipment within the enclosure while meeting NFPA 70E safety standards.

INTERSAFE™ TYPE 4/4X/12 DATA INTERFACE PORTS

The INTERSAFE™ Data Interface Ports are a solution for the intersection of convenience and safety. Ports are mounted on an enclosure to allow access to the programming devices inside the enclosure without opening the enclosure door. Feature frame and door assembly with aluminum backplate. All standard configurations include a GFCI or standard duplex receptacle with a 5-amp circuit breaker for added safety. Door gasket (between the door and plate assemblies) and plate gasket (between the plate assembly and the enclosure) together provide a tight seal. Quarter-turn latch with screwdriver slot and padlock hasp on all configurations. Continuous hinges attach to the door frame to allow easy door removal. An important accessory for use with a broad range of enclosures, these ports maintain compliance with the NFPA 70E arc flash protection directive. 120 VAC receptacles and programming connectors are mounted to the plate in 75 standard configurations. Modifications and customization available to accommodate a wide variety of additional connectors, go online or call.

Mfg. Part No.	Protocol	Interface Configuration	NEMA Rating*	Stock No.	Price Each
● HDP5TMMCC+	Micro	DB9F	12/4/4X	79K6787	443.66
● HDP5TMMSS†	Micro	DB9F	12/4/4X	79K6788	513.66
● HGF58MDH‡	Data Highway	8-pin mini DIN, DB9F	12/4	79K6841	366.49
● HGF58MDHCC+	Data Highway	8-pin mini DIN, DB9F	12/4/4X	79K6842	529.27
● HGF58MDHSS†	Data Highway	8-pin mini DIN, DB9F	12/4/4X	79K6843	599.60
● HGF5CN‡	ControlNet	Shielded RJ45	12/4	79K6809	366.49
● HGF5CNCC+	ControlNet	Shielded RJ45	12/4/4X	79K6810	529.27
● HGF5CNSS†	ControlNet	Shielded RJ45	12/4/4X	79K6811	599.60
● HGF5DN5P‡	DeviceNet	5-pin Phoenix Style, 5-pin mini receptacle	12/4	79K6812	390.38
● HGF5DN5PCC+	DeviceNet	5-pin Phoenix Style, 5-pin mini receptacle	12/4/4X	79K6813	556.75
● HGF5DN5PSS†	DeviceNet	5-pin Phoenix Style, 5-pin mini receptacle	12/4/4X	79K6814	626.98
● HGF5ETH‡	Ethernet/ProfiNet	RJ45	12/4	79K6815	308.53
● HGF5ETHCC+	Ethernet/ProfiNet	RJ45	12/4/4X	79K6816	462.46
● HGF5ETHSS†	Ethernet/ProfiNet	RJ45	12/4/4X	79K6823	532.78
● HGF5ETHDH‡	DH+, ModBus Plus, Ethernet	RJ45	12/4	79K6817	528.85
● HGF5ETHDHCC+	DH+, ModBus Plus, Ethernet	RJ45	12/4/4X	79K6818	715.93
● HGF5ETHDHSS†	DH+, ModBus Plus, Ethernet	RJ45	12/4/4X	79K6819	786.34
● HGF5ETHETH‡	Ethernet	RJ45, RJ45	12/4	79K6820	382.95
● HGF5ETHETHCC+	Ethernet	RJ45, RJ45	12/4/4X	79K6821	548.07
● HGF5ETHETHSS†	Ethernet	RJ45, RJ45	12/4/4X	79K6822	618.38
● HGF5GEG‡	Genius	DB9	12/4	79K6824	409.50
● HGF5GEGCC+	Genius	DB9	12/4/4X	79K6825	578.63
● HGF5GEGSS†	Genius	DB9	12/4/4X	79K6826	648.79
● HGF5GESNP‡	SNP	DB15F	12/4	79K6827	366.49
● HGF5GESNPCC+	SNP	DB15F	12/4/4X	83K3391	518.75
● HGF5GESNPSS†	SNP	DB15F	12/4/4X	79K6828	599.60
● HGF5PB‡	Profibus	9-pin Profibus	12/4	79K6829	363.82
● HGF5PBSS†	Profibus	9-pin Profibus	12/4/4X	79K6831	596.41
● HGF5TMB‡	Modbus	DB9F	12/4	79K6832	366.49
● HGF5TMBCC+	Modbus	DB9F	12/4/4X	79K6833	529.27

▶ CONTINUED ▶

ARC FLASH SAFETY SYSTEMS (CONT.)

Mfg. Part No.	Protocol	Interface Configuration	NEMA Rating*	Stock No.	Price Each
● HGF5TMBSS†	Modbus	DB9F	12/4/4X	79K6834	599.60
● HGF5TMM‡	Micro	DB9F	12/4	79K6835	369.16
● HGF5USBUSB‡	USB	USB Type A, USB Type A	12/4	79K6838	425.88
● HGF5USBUSBCC+	USB	USB Type A, USB Type A	12/4/4X	79K6839	597.58
● HGF5USBUSBSS†	USB	USB Type A, USB Type A	12/4/4X	79K6840	667.84

*Rating applies when installed in an enclosure of equal NEMA rating; + Polycarbonate housing; † Stainless steel housing; ‡ Steel housing

STEEL AND STAINLESS STEEL WINDOW KITS

Provide visual control monitoring. Constructed of heavy gauge steel with a polyester powder finish and 6mm acrylic window, or Type 304 stainless steel with a brushed finish and 6mm polycarbonate window. Oil resistant gaskets provide a water-tight seal around the perimeter of the window and frame. Custom sizes available, go online or call.

Frame Size (inches)	Mild Steel			Stainless Steel		
	Mfg. Part No.	Stock No.	Price Each	Mfg. Part No.	Stock No.	Price Each
7.5 x 5.5	● APWK53NF	31M3531	150.59	● APWK53NFSS	31M3532	244.73
11.5 x 8.0	● APWK95NF	31M3533	182.08	● APWK95NFSS	31M3534	295.17
15.5 x 5.5	● APWK133NF	30M8772	165.37
15.5 x 10.5	● APWK138NF	31M3516	229.85	● APWK138NFSS	31M3517	373.35
19.5 x 8.0	● APWK175NF	31M3521	206.14
19.5 x 13.5	● APWK1711NF	31M3519	316.63	● APWK1711NFSS	31M3520	492.77
25.5 x 17.5	● APWK2315NF	31M3524	391.13	● APWK2315NFSS	31M3525	635.26
31.5 x 21.5	● APWK2919NF	31M3527	580.98	● APWK2919NFSS	31M3528	943.78
37.5 x 25.5	● APWK3523NF	31M3530	766.54

TYPE 12 HINGED WINDOW KITS

Feature a 6mm clear acrylic window for easy component viewing and a continuous gasket for seal integrity. ANSI gray polyester powder finish.

Frame Size (inches)	Mfg. Part No.	Stock No.	Price Each	Mfg. Part No.	Stock No.	Price Each
12.0 x 12.0	● APWK1212H	31M3515	435.56
16.0 x 12.0	● APWK1612H	31M3518	458.69
20.0 x 16.0	● APWK2016H	31M3522	520.34
20.0 x 20.0	● APWK2020H	31M3523	558.84
24.0 x 20.0	● APWK2420H	31M3526	597.43
30.0 x 24.0	● APWK3024H	31M3529	713.19

DEEP HINGED WINDOW KITS

Protect controls with 2.5" of clearance between the panel and window surface. Feature a quarter-turn latch for easy access, 6mm clear polycarbonate window, and a built-in gasket compression stop to facilitate flush mounting. Mounts right- or left-hinged.

Frame Size (inches)	Mfg. Part No.	Stock No.	Price Each	Mfg. Part No.	Stock No.	Price Each
14.19 x 8.14	● AWDH1612N4	88H5772	592.42	● AWDH1612N4SS	88H5773	1521.74
18.19 x 12.14	● AWDH2016N4	88H5774	707.83	● AWDH2016N4SS	88H5775	1819.07
22.19 x 12.14	● AWDH2416N4	88H5776	760.04	● AWDH2416N4SS	88H5777	1951.88
22.19 x 16.14	● AWDH2420N4	88H5778	812.91	● AWDH2420N4SS	88H5779	2088.85
22.19 x 26.14	● AWDH2430N4	88H5780	972.18	● AWDH2430N4SS	88H5781	2493.09
28.19 x 20.14	● AWDH3024N4	88H5782	972.18	● AWDH3024N4SS	88H5783	2493.09
34.19 x 20.14	● AWDH3624N4	88H5784	1130.86	● AWDH3624N4SS	88H5785	2897.32

ACCESSORIES

Folding shelves provide a convenient location for mobile PCs, laptops and test equipment, and fold out of the way when not in use. Feature heavy gauge steel construction and automatic locking in raised position. External CONCEPT® Keyboard Box mounts to an enclosure to provide a self-contained Type 4 housing for connected keyboards. External Data Pockets enable operators to access system documentation without opening the enclosure door. NEMA Type 12/4 rfd.

Mfg. Part No.	Description	Stock No.	Price Each
● AASHLF1218	Folding Shelf, 12 x 18"	31M3512	252.91
● AASHLF1818	Folding Shelf, 18 x 18"	31M3513	299.85
● AASHLF2424	Folding Shelf, 24 x 24"	31M3514	363.58
● CKBC24	External CONCEPT® Keyboard Box, 10 x 23.3 x 4.79"	31M3535	1056.54
● ADPX4A	External Data Pocket, 14 x 12 x 3.25", ANSI 61 Gray	79K5547	140.14
● ADPX4ALG	External Data Pocket, 14 x 12 x 3.25", RAL 7035 Light Gray	79K5548	140.14
● ADPX4B	External Data Pocket, 6 x 6 x 2.25", ANSI 61 Gray	79K5549	88.29
● ADPX4BLG	External Data Pocket, 6 x 6 x 2.25", RAL 7035 Light Gray	79K5550	88.29
● ADPX4C	External Data Pocket, 12 x 18 x 2.75", ANSI 61 Gray	79K5551	313.46
● ADPX4CLG	External Data Pocket, 12 x 18 x 2.75", RAL 7035 Light Gray	79K5552	313.46

(88606)

Expert technical support

Chat online to our team of engineers, or connect to them through your representative.

(148838)

NEMA ENCLOSURES

SEQUESTR™ EXTERNAL DISCONNECT ENCLOSURES



PROTECTING YOUR ADVANTAGE



Stand-alone Retrofit Kit Package with Main Control Enclosure

- Interlocks with doors of main control cabinet when the disconnect switch is powered ON
- Provision for pass-through power into the main cabinet — blank plate for customer modification
- Preferred disconnect cut out
- Quarter-turn screwdriver slot latch
- Hidden hinges
- Bonding provision on door

External disconnect enclosure to retrofit disconnect cabinets to isolate incoming power from the main enclosure, mitigating the danger of arc flash occurrences when working on interior components. Disconnect switch is moved to the SEQUESTR enclosure with power pass-through to the main control cabinet. 16 gauge steel construction. Continuously welded and ground seams all around. Hinged on right side, ANSI 61 gray exterior and interior. Conductive back panel and installation hardware and templates included. Meet NEMA/EEMAC Type 12, IEC 60529, IP55 requirements. Meet JIC standards EGP-1-1967 and EMP-1-1967. Optional terminal plates and replacement conductive panel available; order separately below.

STAND-ALONE ENCLOSURE RETROFIT KIT FOR EXISTING SYSTEMS

Mfg. Part No.	Dimensions (inches)			Stock No.	Price Each
	Height	Width	Depth		
● AXD18	34.45	14	18.12	27M2114	720.08
● AXD20	34.45	14	20.12	27M2115	729.41
● AXD24	34.45	14	24.12	27M2116	744.37

ACCESSORIES

Mfg. Part No.	Description	Stock No.	Price Each
● ATBP3060	Steel Terminal Plate for 30 and 60A Switches	27M2096	109.51
● ATBP100	Steel Terminal Plate for 100A Switches	27M2094	143.20
● ATBP200	Steel Terminal Plate for 200A Switches	27M2095	345.12
● A31P12G	31 x 12.16" Replacement Conductive Panel	27M2153	61.72

(90366)

A SERIES STEEL PANELS



PROTECTING YOUR ADVANTAGE



Steel panels are 14 or 12 gauge and have a painted white finish. Larger panels have flanges on two or four sides. Panel mounting hardware is furnished with all enclosures which accept these panels. For additional panel sizes and material options of Stainless Steel, Aluminum, Galvanized, or composite, go online or call.

PANELS FOR JUNCTION BOXES

Mfg. Part No.	Panel H x W	Fits Box Footprint Size H x W	Stock No.	Price Each
● A6P4	4.88 x 2.88	6.00 x 4.00 "	16F257	5.62
● A6P6	4.88 x 4.88	6.00 x 6.00 "	89F5421	6.97
● A8P6	6.75 x 4.88	8.00 x 6.00 "	89F5422	8.01
● A8P8	6.75 x 6.88	8.00 x 8.00 "	96F4641	9.04
● A10P8	8.75 x 6.88	10.00 x 8.00 "	89F5423	10.90
● A10P10	8.75 x 8.88	10.00 x 10.00 "	96F4643	12.90
● A12P10	10.75 x 8.88	12.00 x 10.00 "	89F5424	14.75
● A12P12	10.75 x 10.88	12.00 x 12.00 "	96F4601	17.33
● A14P12	12.75 x 10.88	14.00 x 12.00 "	96F4602	19.28
● A16P14	14.75 x 12.88	16.00 x 14.00 "	96F4603	25.53
● A18P16	16.75 x 14.88	18.00 x 16.00 "	99F5957	34.80

PANELS FOR WALL MOUNT NEMA 12, 4, 4X ENCLOSURES

● A16P12	9.00 x 13.00	16.00 x 12.00 "	89F5426	37.48
● A20P16	13.00 x 17.00	20.00 x 16.00 "	89F5428	54.78
● A20P20	17.00 x 17.00	20.00 x 20.00 "	89F5429	66.16
● A24P20	17.00 x 21.00	24.00 x 20.00 "	89F5431	85.63
● A24P24	21.00 x 21.00	24.00 x 24.00 "	96F4653	98.38
● A30P24	21 x 27	30.00 x 24.00 "	19M8384	95.64
● A36P30	27.00 x 33.00	36.00 x 30.00 "	92F095	152.63
● A48P36	33.00 x 45.00	48.00 x 36.00 "	19M8392	232.05
● A36P36	33.00 x 33.00	36.00 x 36.00 "	06B5667	178.99
● A40P30	29.00 x 37.00	40.00 x 30.00 "	92F4976	168.42
● A60P36	33.00 x 57.00	60.00 x 36.00 "	06B5871	356.03

(6875)

ARCA JIC SIZED POLYCARBONATE ENCLOSURES



- All rated UL 4, 4X, 6, 6P, 12, 13
- Feature oversized PUR gasket
- Non-toxic and halogen-free
- Continuous temperature range: -40°F to +175°F (-40°C to +80°C)
- Impact resistance per UL 508/UL 50
- Flammability rating: UL508
- AR664, AR865, AR1086, AR12106: NEMA 6, 6P

Precision injection-molded enclosures feature superior chemical resistance and wide temperature utilization range of polycarbonate plastic. Cover features overlapping design and superior protection of the formed-in-place PUR gasket. Enclosures include 4 mounting feet. Panels are white-painted carbon steel, order separately below. 16 x 14 x 18 " and 18 x 16 x 10 " sizes also available, go online or call.

ENCLOSURES - OPAQUE COVER

Mfg. Part No.	Dimensions (in.) H x W x D	Cover	Latch	Stock No.	Price Each
					1-4
● AR664CHL	7.6 x 7.4 x 4.7	Hinge	Quick Release Plastic	53M6257	86.61
● AR664CHSC	7.6 x 7.4 x 4.7	Hinge w/ Screw	None	53M6258	66.91
● AR664CHSS	7.6 x 7.4 x 4.7	Hinge	Stainless Steel	53M6259	84.57
● AR865CHL	9.5 x 7.4 x 5.7	Hinge	Quick Release Plastic	53M6260	87.73
● AR865CHSC	9.5 x 7.4 x 5.7	Hinge w/ Screw	None	53M6261	69.17
● AR865CHSS	9.5 x 7.4 x 5.7	Hinge	Stainless Steel	53M6262	85.66
● AR1086CHL	11.5 x 9.3 x 6.7	Hinge	Quick Release Plastic	53M6248	95.37
● AR1086CHSC	11.5 x 9.3 x 6.7	Hinge w/ Screw	None	53M6249	81.12
● AR1086CHSS	11.5 x 9.3 x 6.7	Hinge	Stainless Steel	53M6250	93.10
● AR12106CHL	13.5 x 11.4 x 6.7	Hinge	Quick Release Plastic	53M6251	109.01
● AR12106CHSC	13.5 x 11.4 x 6.7	Hinge w/ Screw	None	53M6252	95.04
● AR12106CHSS	13.5 x 11.4 x 6.7	Hinge	Stainless Steel	53M6253	106.43
● AR14127CHL	15.5 x 13.3 x 7.7	Hinge	Quick Release Plastic	53M6254	137.88
● AR14127CHSC	15.5 x 13.3 x 7.7	Hinge w/ Screw	None	53M6255	110.14
● AR14127CHSS	15.5 x 13.3 x 7.7	Hinge	Stainless Steel	53M6256	134.60
● AR16148CHSC	17.8 x 15.5 x 8.7	Hinge w/ Screw	None	46P4392	126.53
● AR16148CHL	17.8 x 15.5 x 8.7	Hinge	Quick Release Plastic	46P4391	141.33
● AR16148CHSS	17.8 x 15.5 x 8.7	Hinge	Stainless Steel	46P4393	146.18
● AR181610CHSC	19.8 x 17.5 x 10.7	Hinge w/ Screw	None	46P4394	168.28
● AR181610CHL	19.8 x 17.5 x 10.7	Hinge	Quick Release Plastic	46P4396	185.18
● AR181610CHSS	19.8 x 17.5 x 10.7	Hinge	Stainless Steel	46P4397	190.03

ENCLOSURES - CLEAR COVER

● AR664CHLT	7.6 x 7.4 x 4.7	Hinge	Quick Release Plastic	96M7995	104.74
● AR664CHSCT	7.6 x 7.4 x 4.7	Hinge w/ Screw	None	96M7996	80.30
● AR664CHSST	7.6 x 7.4 x 4.7	Hinge	Stainless Steel	96M7997	100.42
● AR865CHLT	9.5 x 7.4 x 5.7	Hinge	Quick Release Plastic	96M7998	106.16
● AR865CHSCT	9.5 x 7.4 x 5.7	Hinge w/ Screw	None	96M7999	83.00
● AR865CHSST	9.5 x 7.4 x 5.7	Hinge	Stainless Steel	96M8000	101.74
● AR1086CHLT	11.5 x 9.3 x 6.7	Hinge	Quick Release Plastic	94M5436	115.10
● AR1086CHSCT	11.5 x 9.3 x 6.7	Hinge w/ Screw	None	96M7987	97.33
● AR1086CHSST	11.5 x 9.3 x 6.7	Hinge	Stainless Steel	96M7988	109.63
● AR12106CHLT	13.5 x 11.4 x 6.7	Hinge	Quick Release Plastic	96M7989	130.62
● AR12106CHSCT	13.5 x 11.4 x 6.7	Hinge w/ Screw	None	96M7990	114.04
● AR12106CHSST	13.5 x 11.4 x 6.7	Hinge	Stainless Steel	96M7991	125.62
● AR12106CHSSLT	13.5 x 11.4 x 6.7	Hinge	Stainless Steel	11N7519	140.48
● AR14127CHLT	15.5 x 13.3 x 7.7	Hinge	Quick Release Plastic	96M7992	164.77
● AR14127CHSCT	15.5 x 13.3 x 7.7	Hinge w/ Screw	None	96M7993	132.18
● AR14127CHSST	15.5 x 13.3 x 7.7	Hinge	Stainless Steel	96M7994	159.32

PANELS

Mfg. Part No.	Dimensions (in.) H x W	Stock No.	Price Each		
			1-4	5-9	10+
● ABP66	4.9 x 4.9	53M6246	7.41	7.07	6.84
● ABP86	6.7 x 4.9	53M6247	8.13	7.76	7.50
● ABP108	8.9 x 6.9	53M6244	11.88	11.33	10.96
● ABP1210	10.8 x 8.9	53M6245	14.86	14.18	13.72
● ABP1412	12.8 x 10.8	51M8331	18.96	18.08	17.49
● ABP1614	14.8 x 12.9	46P4389	23.59	22.50	21.77
● ABP1816	16.7 x 14.9	46P4390	26.89	25.65	24.81

(100549)

NEMA ENCLOSURES • PUSHBUTTON ENCLOSURES

NEMA POLYCARBONATE ENCLOSURES (CONT.)

Mfg. Part No.	Dimensions (in.) H x W x D	Cover	Stock No.	Price Each			
				1-5	6-14	15-24	25-49
● BEN-60PCBLK	6.5 x 3.35 x 3.35	Clear	34P0616	19.07	18.10	17.56	17.13
● BEN-70PCBLK	6.5 x 4.92 x 2.95	Clear	34P0618	22.29	21.16	20.53	20.02
● BEN-80PCBLK	7.32 x 5.75 x 2.95	Clear	34P0620	27.05	25.67	24.91	24.30
● BEN-85PCBLK	7.32 x 5.75 x 4.33	Clear	34P0622	32.34	30.70	29.78	29.05
● BEN-92PCBLK	9.84 x 7.87 x 5.12	Clear	34P0624	46.08	43.73	42.43	41.39
● BEN-10PBLK	2.56 x 2.36 x 1.57	Solid	34P0605	6.20	5.88	5.71	5.57
● BEN-20PBLK	3.35 x 3.15 x 2.16	Solid	34P0607	9.74	9.24	8.97	8.75
● BEN-30PBLK	4.92 x 3.35 x 2.16	Solid	34P0609	13.24	12.57	12.20	11.90
● BEN-40PBLK	4.92 x 3.35 x 3.35	Solid	34P0611	16.18	15.36	14.90	14.54
● BEN-50PBLK	6.5 x 3.35 x 2.16	Solid	34P0613	15.47	14.69	14.25	13.90
● BEN-60PBLK	6.5 x 3.35 x 3.35	Solid	34P0615	19.07	18.10	17.56	17.13
● BEN-70PBLK	6.5 x 4.92 x 2.95	Solid	34P0617	22.29	21.16	20.53	20.02
● BEN-80PBLK	7.32 x 5.75 x 2.95	Solid	34P0619	27.05	25.67	24.91	24.30
● BEN-85PBLK	7.32 x 5.75 x 4.33	Solid	34P0621	32.34	30.70	29.78	29.05
● BEN-92PBLK	9.84 x 7.87 x 5.12	Solid	34P0623	46.08	43.73	42.43	41.39

WALL MOUNT KIT

Mfg. Part No.	Stock No.	Price Each			
		1-5	6-14	15-24	25-49
● BEN-WMPBLK	34P0604	2.25	2.14	2.07	2.02

(137276)

30mm NEMA 12 OIL- AND DUSTTIGHT PUSHBUTTON ENCLOSURES



Enclosure holes accept most standard heavy-duty oiltight 30mm Ø pushbuttons, switches, and pilot lights. Rugged enclosure is all-seam welded, 14 or 16-gauge steel. Box features wall-mounting flanges, ground stud, and thread seal wells for attaching cover screws. Finished in ASA 61 gray powder coating. Rated for NEMA enclosure type 12. For use with 30mm pushbutton switches on page 1751.

Mfg. Part No.	Holes	Dimensions (in.) H x W x D	Stock No.	Price Each		
				1-5	6-14	15-24
● 1435A	1	3.50 x 3.25 x 2.75	50F8449	57.57	55.65	53.09
● 1435B	2	5.75 x 3.25 x 2.75	50F8450	65.78	63.58	60.66
● 1435C	3	8.00 x 3.25 x 2.75	50F8451	73.84	71.38	68.10
● 1435D	4	10.25 x 3.25 x 2.75	50F8452	83.47	80.69	76.98

(6658)

QLINE® D POLYCARBONATE NEMA 4X 22mm & 30mm ENCLOSURES



PROTECTING YOUR ADVANTAGE



A PENTAIR COMPANY



Contoured bodies with flush cover screws for attractive, contemporary appearance. Designed to insulate and house 30.5mm or 22.5mm pushbuttons in wet, dusty, and corrosive environments. Constructed of high-impact polycarbonate material that's RAL 7035 light gray and easily punched, drilled, filed, or sawed. Cross-point captivated cover screws are zinc-plated stainless steel. Removable polycarbonate screw cover caps and mounting hardware included. Molded internal pads for mounting panels, rails and other components. Gasket provides a watertight and dust-tight seal. Flammability rated UL 508. Meet NEMA/IEC Types 4, 4X and 12 and IEC60529, IP67 requirements. UL listed, CSA certified. For use with switches on pages 1743 and 1751.

No. of Holes & Arrangement	For 22.5mm Pushbuttons			For 30.5mm Pushbuttons		
	Mfg. Part No.	Stock No.	Price Each	Mfg. Part No.	Stock No.	Price Each
1PB 1 x 1	● Q1PBPCDM	91F2286	54.17	● Q1PBPCD	91F2284	55.56
2PB 1 x 2	● Q2PBPCDM	06B9761	57.62	● Q2PBPCD	89F5378	64.13
3PB 1 x 3	● Q3PBPCDM	06B9818	61.08	● Q3PBPCD	19M8457	71.96
4PB 1 x 4	● Q4PBPCDM	88F4686	69.35
4PB 2 x 2	● Q4PBPCD	19M8459	78.71
6PB 2 x 3	● Q6PBPCD	06B9891	89.70

(13732)

eInvoices

Now you can view, print or email Newark invoices from our website under MY ACCOUNT eSuite. Log in or register today.

Make it easy. Make it fast. Make it Newark.

(148829)

22.5mm & 30.5mm PUSHBUTTON ENCLOSURES

These pushbutton and Consolet enclosures provide protection against water, oil, and dust. Captivated cover screws thread into sealed wells. Units come with grounding stud in body and oil-resistant gasket and adhesive. All are UL listed, CSA certified.

PUSHBUTTON ENCLOSURES

Pushbutton enclosures feature "4-way" holes designed to accept all brands of oiltight 22.5 or 30.5mm pushbuttons, switches, and pilot lights. Choice of steel construction with ANSI 61 gray polyester powder painted finish (meets NEMA 12, 13 and IEC 60529, IP65) or corrosion-resistant stainless steel with smooth #4 brushed natural finish (NEMA 4X, 12, 13 and IEC 60529, IP66).



Pushbutton Enclosure



Sloping Front Pushbutton Enclosure



Consolet Enclosure



Pedestal and Base



PROTECTING YOUR ADVANTAGE



A PENTAIR COMPANY

No. of Holes & Arrangement	Height (in.)	Width (in.)	Depth (in.)	NEMA Type 12 and 13 Painted Steel						NEMA Type 4X Stainless Steel					
				22.5mm			30.5mm			22.5mm			30.5mm		
				Mfg. Part No.	Stock No.	Price Each	Mfg. Part No.	Stock No.	Price Each	Mfg. Part No.	Stock No.	Price Each	Mfg. Part No.	Stock No.	Price Each
1 PB 1 x 1	3.5	3.25	2.75	● E1PBG	89C5023	92.51	● E1PB	92F087	95.21	● E1PBGSS	19M8424	278.00	● E1PBSS	93C9362	272.75
2 PB 1 x 2	5.75	3.25	2.75	● E2PBG	06B7375	105.58	● E2PB	92C9080	108.79	● E2PBGSS	19M8432	328.85	● E2PBSS	19M8434	322.88
3 PB 1 x 3	8	3.25	2.75	● E3PBG	88F2944	118.56	● E3PB	92C8996	122.13	● E3PBGSS	19M8435	380.16	● E3PBSS	06B7391	372.99
4 PB 1 x 4	10.25	3.35	2.75	● E4PBG	05J1863	130.27	● E4PB	20H6449	138.05	● E4PBGSS	06B7400	430.19	● E4PBSS	20C6984	434.37
5 PB 1 x 5	12.5	3.25	2.75	● E5PBG	19M8438	146.19	● E5PB	19M8437	150.62
6 PB 1 x 6	14.75	3.25	2.75	● E6PBGVL	19M8440	162.94	● E6PBVL	19M8441	167.84
12 PB 3 x 4	11.75	8.5	3	● E12PBG	19M8428	226.33	● E12PB	19M8426	233.51	● E12PBGSS	74C6464	785.57	● E12PBSS	06B7363	777.92
16 PB 4 x 4	11.75	10.75	3	● E16PBG	19M8429	260.07	● E16PB	06B7367	268.07

SLOPING FRONT PUSHBUTTON ENCLOSURES

Sloping front pushbutton enclosures feature "4-way" holes designed to accept all brands of oiltight 22.5 or 30.5mm pushbuttons, switches, and pilot lights. Tough 14-gauge steel construction with ANSI 61 gray polyester powder painted

finish. Meets NEMA 12, 13 and IEC 60529, IP65. Large enclosures with standard mounting brackets removed are ideally suited for mounting on pedestals; order separately below.

▶ CONTINUED ▶

PUSHBUTTON ENCLOSURES • METAL ENCLOSURES

22.5mm & 30.5mm PUSHBUTTON ENCLOSURES (CONT.)

No. of Holes & Arrangement	22.5mm			30.5mm		
	Mfg. Part No.	Stock No.	Price Each	Mfg. Part No.	Stock No.	Price Each
1 PB 1 x 1	● E1PBAM	89C5022	96.60	● E1PBA	96F4742	99.52
2 PB 2 x 1	● E2PBAM	19M8431	112.48	● E2PBA	19M8430	115.95
3 PB 3 x 1	● E3PBAM	89C5029	128.44	● E3PBA	96F4744	168.19
4 PB 4 x 1	● E4PBAM	89C5030	144.14	● E4PBA	96F4745	189.26
4 PB 2 x 2	● E4SPBAM	20H6452	206.47	● E4SPBA	96F4746	212.94
6 PB 3 x 2	● E6PBAM	19M8439	238.65	● E6PBA	96F4747	245.96
8 PB 4 x 2	● E8PBAM	20H6461	270.82	● E8PBA	96F4748	278.74
10 PB 5 x 2	● E10PBAM	20H6422	300.14	● E10PBA	19M8425	309.24
12 PB 6 x 2	● E12PBAM	20H6424	327.78	● E12PBA	19M8427	337.70

CONSOLE ENCLOSURES

Console sloping front enclosures designed to house a variety of electronic control and instrumentation devices. Feature control panel attached with continuous hinge along bottom edge. Flexible design allows for mounting on either of two sides, creating control surfaces of 30° or 60°. Can be mounted on desktops and other flat surfaces. Ideally suited for

mounting on pedestals; *order separately below*. Choice of tough steel construction with ANSI 61 gray polyester powder painted finish or corrosion-resistant Type 304 stainless steel with smooth #4 brushed natural finish. Both meet NEMA 12 and IEC 60529, IP65.

Height (In.)	Width (In.)	Painted Steel			Stainless Steel		
		Mfg. Part No.	Stock No.	Price Each	Mfg. Part No.	Stock No.	Price Each
8	8	● C8C8	96F4662	162.81	● C8C8SS	06B6937	596.02
8	12	● C8C12	96F4663	180.45	● C8C12SS	06B6934	876.02
8	16	● C8C16	96F4664	197.92	● C8C16SS	06B6935	962.15
12	12	● C12C12	96F4666	209.90	● C12C12SS	06B6895	1019.68
12	16	● C12C16	96F4667	233.50	● C12C16SS	06B6896	1135.84
12	20	● C12C20	96F4668	265.73	● C12C20SS	06B6897	945.48
16	16	● C16C16	19M8414	360.56	● C16C16SS	19M8415	1321.87
16	20	● C16C20	96F4655	401.34	● C16C20SS	19M8416	1471.39
20	20	● C20C20	96F4659	476.58	● C20C20SS	06B6931	1701.07
20	24	● C20C24	96F4660	527.18	● C20C24SS	06B6932	1884.11

ACCESSORIES

Steel pedestal column and base have ANSI 61 gray polyester powder painted finish. Enable sloping front pushbutton and Console enclosures to be floor mounted. Pedestal column is 35" high with a 4x4" top and bottom flange and comes

with screws, oil-resistant gaskets and box connector fitting to join enclosure to top of column. 18 x 18" base has leveling screws and holes for bolting to the floor.

Mfg. Part No.	Description	Stock No.	Price Each
● A44CCOL	Straight Pedestal Column, 4 x 4	06B5760	433.76
● A18SBASE	Pedestal Base, 18 x 18	51M8666	265.82

(48983)

ENCLOSURES FOR HW, TW and XW SERIES 22mm SWITCHES AND PILOT DEVICES



DIE-CAST ALUMINUM ECONOXES



- Easy installation: panel, wall or frame mountable
- Polycarbonate enclosure cover and base, stainless steel screws
- IP65 and NEMA Type 4X rated (when installed with IP65 or NEMA Type 4X unit)
- Class II electric shock protection (when installed with applicable unit)
- Ideal for high temperatures (-25 to 60#UndefTag-786#C) and corrosive environments
- For use with HW, TW and XW series switches, pilot devices & accessories on pages 1720 and 1748-1749, and 1755-1756



Economical, lightweight, easy-to-machine enclosures are ideal as instrument and meter cases, filter networks, junction boxes, switches, and audio and radio frequency distributors. Die-cast ADC-10 aluminum alloy construction offers excellent screening properties. Perfect for applications requiring a sturdier structure than sheet metal utility cabinets. Close-fitting flanged lids fasten to body with screws. Look for NEMA rated die cast boxes on pages 2262-2263. Modifications available, go online or call.

NATURAL ALUMINUM FINISH

Mfg. Part No.	Dimensions (in.) H x W x D	Thickness (in.)	Wt. (lbs.)	Stock No.	Price Each		
					1-5	6-99	100-199
● CU-123	1.21 x 1.5 x 3.62	0.06	0.50	93F689	7.18	5.98	5.41
● CU-124	1.21 x 2.37 x 4.37	0.06	0.50	91F1603	7.49	6.30	5.67
● CU-234	2.21 x 3.68 x 4.68	0.09	0.75	91F1604	12.07	10.04	9.05
● CU-247	2.21 x 4.7 x 7.39	0.09	1.25	91F1605	20.39	17.01	15.29
● CU-347	3.21 x 4.7 x 7.39	0.09	1.50	91F1606	23.92	19.97	18.00
● CU-470	1.25 x 2 x 2	0.06	0.25	24C9805	5.52	4.58	4.11
● CU-471	1.75 x 3.25 x 4.33	0.09	0.75	24C9807	8.74	7.23	6.50
● CU-472	2.33 x 3.15 x 4.75	0.09	0.75	24C9809	11.13	9.26	8.32
● CU-473	1.34 x 3.68 x 4.68	0.09	0.75	24C9814	9.78	8.12	7.28
● CU-474	2.33 x 4.75 x 4.75	0.09	1.00	24C9819	14.88	12.33	11.08
● CU-475	3.75 x 4.75 x 4.75	0.09	1.25	24C9824	18.62	15.45	13.89
● CU-476	2 x 3.25 x 6	0.09	1.00	24C9826	14.56	12.07	10.87
● CU-477	1.5 x 4.7 x 7.39	0.09	1.00	24C9864	16.96	14.10	12.69
● CU-478	2.62 x 7.5 x 7.5	0.09	2.00	24C9868	26.11	21.69	19.50
● CU-479	2.13 x 3.37 x 4.37	0.06	0.60	24C9870	9.88	8.22	7.39

GRAY FINISH

● CU-123-G	1.21 x 1.5 x 3.62	0.06	0.50	24C9785	8.12	6.71	6.04
● CU-124-G	1.21 x 2.37 x 4.37	0.06	0.50	24C9797	9.88	8.22	7.39
● CU-234-G	2.21 x 3.68 x 4.68	0.09	0.75	24C9798	14.04	11.65	10.51
● CU-247-G	2.218 x 4.7 x 7.39	0.09	1.25	24C9800	25.38	21.06	18.98
● CU-347-G	3.21 x 4.7 x 7.39	0.09	1.50	24C9802	30.68	25.48	22.94
● CU-470-G	1.25 x 2 x 2	0.06	0.25	24C9806	8.84	7.34	6.61
● CU-471-G	1.75 x 3.25 x 4.33	0.09	0.75	24C9808	11.34	9.42	8.48
● CU-472-G	2.33 x 3.15 x 4.75	0.09	0.75	24C9812	14.04	11.65	10.51
● CU-473-G	1.34 x 3.68 x 4.68	0.09	0.75	24C9815	12.48	10.35	9.31

➔ CONTINUED ➔

10

Huge Expanded Selection of Semiconductors

Go online to find new technologies and proven solutions from world-class and specialist suppliers.

(148843)

DIE-CAST ALUMINUM ECONOBXES (CONT.)


GRAY FINISH

Table with columns: Mfg. Part No., Dimensions (in.), Thickness (in.), Wt. (lbs.), Stock No., Price Each (1-5, 6-99, 100-199). Lists various die-cast aluminum econoboxes in gray finish.

(6950)

ECONOBXES™ WITH MOUNTING BRACKET

- ADC-10 aluminum alloy construction
• Excellent screening properties
• Close-fitting covers attach with #6-32 self-tapping screws
• Mounts to wall or panel
• Heavy-duty 0.09" thick external wall mounting bracket



Econoboxes™ are easily machined or modified to any application requirement. Mounts to wall or panel with #10 size screws (not included). Mounts at base to allow access to internal components without unmounting box.

NATURAL ALUMINUM FINISH

Table with columns: Mfg. Part No., External Dimensions (in.), Wall Thick. (in.), Stock No., Price Each (1-5, 6-99, 100-199). Lists various die-cast aluminum econoboxes in natural aluminum finish.

SMOOTH BLACK POWDERCOAT FINISH

Table with columns: Mfg. Part No., External Dimensions (in.), Wall Thick. (in.), Stock No., Price Each (1-5, 6-99, 100-199). Lists various die-cast aluminum econoboxes in smooth black powdercoat finish.

(78565)

ECONOBX WITH MOUNTING BRACKET COVER

- External mounting brackets cast into the cover allow box to be mounted on wall or panel
• Rugged ADC-10 alloy die-cast aluminum box
• Close fitting flanged cover attaches with screws
• Mounting brackets accept up to #6 mounting screws (not included)
• Offers EMC protection
• NEMA rated die-cast boxes available on pages 2262-2263
• Modifications available, go online or call Newark



NATURAL ALUMINUM FINISH

Table with columns: Mfg. Part No., Dimensions (in.), Stock No., Price Each (1-5, 6-99, 100-199). Lists various die-cast aluminum econoboxes in natural aluminum finish with mounting bracket cover.

▶ CONTINUED ▶

ECONOBX WITH MOUNTING BRACKET COVER (CONT.)

Table with columns: Mfg. Part No., Dimensions (in.), Stock No., Price Each (1-5, 6-99, 100-199). Lists various die-cast aluminum econoboxes with mounting bracket cover in gray finish.

BLACK FINISH

Table with columns: Mfg. Part No., Dimensions (in.), Stock No., Price Each (1-5, 6-99, 100-199). Lists various die-cast aluminum econoboxes with mounting bracket cover in black finish.

(83629)

MINIBOXES

- Two-piece design
• 0.04" aluminum alloy construction
• Flanged for proper shielding
• Built-in snap-lock or sheet metal screws included
• Modifications available, contact Newark



SMOOTH GRAY FINISH

Table with columns: Mfg. Part No., Dimensions (in.), Weight (lbs.), Stock No., Price Each (1-4, 5-24, 25-49). Lists various smooth gray finish miniboxes.

NATURAL ALUMINUM FINISH

Table with columns: Mfg. Part No., Dimensions (in.), Weight (lbs.), Stock No., Price Each (1-4, 5-24, 25-49). Lists various natural aluminum finish miniboxes.

(6873)

CONVERTA-BOX SERIES ENCLOSURES

Rugged 0.05" aluminum construction with natural finish. Welded base. 2-sided cover fastens with self-tapping screws. Modifications available, contact Newark.



Table with columns: Mfg. Part No., Dimensions (in.), Weight (lbs.), Stock No., Price Each (1-5, 6-49, 50-99). Lists various converta-box series enclosures.

▶ CONTINUED ▶



METAL ENCLOSURES

ALUMINUM & STEEL UTILITY CABINETS (CONT.)

STEEL WITH METALLIC GRAY FINISH

Mfg. Part No.	Dimensions (in.) H x W x D	Weight (lbs.)	Stock No.	Price Each		
				1-5	6-49	50-99
● CU-880	10 x 10 x 8	6.25	05M4071	72.54	60.58	54.55
● CU-881	12 x 11 x 8	8.50	06M4576	81.64	68.18	61.36
● CU-882	15 x 9 x 7	8.25	06M4577	83.31	69.63	62.66

(6948)

CONTOUR SERIES
UTILITY CABINETS



Ideal for meters and other electronic components. Feature contoured, rounded corners and edges, removable flange panels, and lowered rear panel. 20-gauge steel construction. Body has gray textured finish; panels are white textured. Includes 4 rubber feet. Modifications available, go online or call Newark.

Mfg. Part No.	Dimensions (in.) H x W x D	Stock No.	Price Each		
			1-5	6-49	50-99
● CU-465-GT	4.25 x 6.25 x 5.75	06M4552	48.23	43.99	39.49
● CU-585-GT	5.25 x 8.25 x 5.75	06M4554	66.67
● CU-587-GT	5.25 x 8.25 x 7.75	91F899	63.55	52.91	47.90
● CU-7125-GT	7.25 x 12.25 x 5.75	06M4556	57.92	55.35	53.50
● CU-7127-GT	7.25 x 12.25 x 7.75	06M4557	69.64	65.87	62.58

(6869)

DIE-CAST ALUMINUM ENCLOSURES



- Countersunk lid and tumbled surface for RF shielding capabilities, making them ideal for RF connectors
- Easy drilling and punching with the durability of metal
- #6-32 x 1/2" phillips machine screws
- 2 center posts to provide an RF seal (type suffixes D and E)

Mfg. Part No.	Dimensions (in.) H x W x D	Finish	Stock No.	Price Each		
				1-5	6-14	15-24
● 1590A	3.64 x 1.52 x 1.06	Natural	81F3790	7.99	7.33	6.74
● 1590B	4.39 x 2.34 x 1.06	Natural	81F3791	9.12	8.36	7.69
● 1590BB	4.67 x 3.68 x 1.18	Natural	81F3792	11.87	10.89	10.01
● 1590C	4.72 x 3.7 x 2.1	Natural	81F3793	13.35	12.24	11.26
● 1590D	7.38 x 4.7 x 2.05	Natural	81F3794	21.86	20.04	18.43
● 1590DD	7.38 x 4.7 x 1.3	Natural	83F8748	19.21	17.62	16.20
● 1590E	7.38 x 4.7 x 3.07	Natural	81F3795	23.37	21.44	19.71
● 1590F	7.38 x 7.38 x 2.48	Natural	81F3796	31.40	28.80	26.48
● 1590G	3.94 x 1.97 x 0.83	Natural	84C9906	8.55	7.84	7.21
● 1590H	2.07 x 1.5 x 1.06	Natural	92B1772	7.08	6.49	5.97
● 1590J	5.71 x 3.74 x 1.77	Natural	93B3472	14.02	12.86	11.83
● 1590K	4.92 x 4.92 x 2.95	Natural	95B0570	22.81	20.92	19.24
● 1590KK	2.1 x 4.92 x 4.92	Natural	73J3615	21.03	19.29	17.74
● 1590LB	1.99 x 1.99 x 1.06	Natural	81F3797	8.23	7.55	6.94
● 1590LLB	0.98 x 1.97 x 1.97	Natural	73J3618	7.75	7.11	6.54
● 1590N1	4.77 x 2.6 x 1.39	Natural	95B0581	12.44	11.41	10.49
● 1590P1	6.01 x 3.24 x 1.81	Natural	84F142	16.30	14.95	13.75
● 1590Q	1.34 x 4.7 x 4.7	Natural	73J3622	13.85	12.70	11.68
● 1590R1	7.55 x 4.38 x 2.24	Natural	71C9009	26.15	23.98	22.06
● 1590S	4.35 x 3.21 x 1.57	Natural	87F2484	12.05	11.05	10.16
● 1590T	4.74 x 3.13 x 2.17	Natural	87F2485	12.42	11.39	10.47
● 1590U	4.7 x 4.7 x 2.17	Natural	87F2486	18.23	16.72	15.38
● 1590V	4.7 x 4.7 x 3.54	Natural	87F2487	25.09	23.01	21.16
● 1590Y	1.65 x 3.62 x 3.62	Natural	73J3645	9.03	8.37	8.06
● 1590A	3.64 x 1.52 x 1.06	Natural	81F3790	7.99	7.33	6.74
● 1590ABK	3.64 x 1.52 x 1.06	Black	95F2661	10.79	9.89	9.10
● 1590BBK	4.39 x 2.34 x 1.06	Black	95F2662	12.31	11.29	10.38
● 1590BBBK	4.67 x 3.68 x 1.18	Black	95F2663	15.41	14.13	13.00
● 1590CBK	4.72 x 3.7 x 2.1	Black	94F4795	17.36	15.92	14.64
● 1590DBK	7.38 x 4.7 x 2.05	Black	95F2664	26.24	24.06	22.13
● 1590DBBK	7.38 x 4.7 x 1.3	Black	83F8749	23.07	21.16	19.46
● 1590EBK	7.38 x 4.7 x 3.07	Black	95F2665	28.04	25.71	23.65
● 1590FBK	7.38 x 7.38 x 2.48	Black	95F2666	37.72	34.59	31.81
● 1590GBK	3.94 x 1.97 x 0.83	Black	84C9907	11.14	10.21	9.39
● 1590HBK	2.07 x 1.5 x 1.06	Black	95B0585	9.96	9.14	8.40

➔ CONTINUED ➔

DIE-CAST ALUMINUM ENCLOSURES (CONT.)

Mfg. Part No.	Dimensions (in.) H x W x D	Finish	Stock No.	Price Each		
				1-5	6-14	15-24
● 1590JBK	5.71 x 3.74 x 1.77	Black	93B3473	17.02	15.61	14.35
● 1590KKB	4.92 x 4.92 x 2.95	Black	95B0642	27.82	25.52	23.46
● 1590KKBK	2.24 x 4.92 x 4.92	Black	73J3616	26.07	23.90	21.98
● 1590LBBK	1.99 x 1.99 x 1.06	Black	94F1153	11.11	10.19	9.37
● 1590LLBBK	0.83 x 1.97 x 1.97	Black	73J3619	10.53	9.66	8.88
● 1590N1BK	4.77 x 2.6 x 1.39	Black	95B0643	16.93	15.53	14.28
● 1590P1BK	6.01 x 3.24 x 1.81	Black	83F8755	19.30	17.70	16.27
● 1590R1BK	7.55 x 4.38 x 2.24	Black	42H5395	29.23	26.81	24.65
● 1590SBK	4.35 x 3.21 x 1.57	Black	95F2667	15.65	14.35	13.20
● 1590TBK	4.74 x 3.13 x 2.17	Black	95F2668	16.17	14.83	13.64
● 1590UBK	4.7 x 4.7 x 2.17	Black	95F2669	21.90	20.08	18.47
● 1590VBK	4.7 x 4.7 x 3.54	Black	95F2670	30.10	27.61	25.39
● 1590YBK	1.5 x 3.62 x 3.62	Black	44J9998	14.61	13.40	12.32

(6985)

DIE-CAST ALUMINUM PC
CARD ENCLOSURES



- Internal slots on 0.2" centers hold 0.062"-thick PC cards or dividers
- 3mm slot head screws, countersunk into lid and threaded in tapped holes
- 600°C (1112°F) rating
- Lap joint construction



Mfg. Part No.	Dimensions (in.) H x W x D	Stock No.	Price Each		
			1-14	15-24	25-49
● 1590L	3.96 x 1.98 x 0.83	65F1782	9.16	8.40	7.73
● 1590M	4.48 x 2.49 x 1.06	65F1783	11.05	10.13	9.32
● 1590N	4.75 x 2.61 x 1.42	65F1784	12.44	11.41	10.49
● 1590P	6.01 x 3.24 x 1.81	65F1785	16.30	14.95	13.75
● 1590R	7.55 x 4.38 x 2.24	65F1786	25.39	23.29	21.42

(7048)

FLANGED LID-DIE-CAST
ALUMINUM ENCLOSURES



NEW TECHNOLOGY

Mfg. part no. 1590 flanged lid die-cast enclosures allow for easy mounting to walls or shelves. These enclosures share the same body and features as the regular mfg. part no. 1590 enclosures except the lid is extended and four countersunk holes are cast into the flanges. The flanged lid also allows for added security as the lid/enclosure screws are hidden against the wall or shelf.

Mfg. Part No.	Dimensions (in.) H x W x D	Stock No.	Price Each		
			1-5	6-14	15-24
● 1590AFL	3.64 x 1.52 x 1.06	83F8744	8.79	8.06	7.42
● 1590BFL	1.99 x 1.99 x 1.06	83F8746	10.03	9.20	8.46
● 1590BBFL	4.67 x 3.68 x 1.18	83F8745	13.05	11.96	11.00
● 1590CFL	4.72 x 3.7 x 2.07	83F8747	14.67	13.46	12.37
● 1590DFL	7.38 x 4.7 x 2.05	83F8751	24.03	22.03	20.26
● 1590DDFL	7.4 x 4.7 x 1.3	83F8750	21.14	19.39	17.83
● 1590EFL	7.38 x 4.7 x 3.07	83F8752	25.70	23.57	21.67
● 1590FFL	7.38 x 7.38 x 2.48	83F8753	34.55	31.68	29.14
● 1590GFL	3.94 x 1.97 x 0.83	34C4911	9.42	8.64	7.95
● 1590LBFL	1.99 x 1.99 x 1.06	83F8754	9.05	8.30	7.64
● 1590N1FL	4.77 x 2.6 x 1.39	12C2145	12.66	11.61	10.67
● 1590P1FL	6.01 x 3.24 x 1.81	84F143	17.93	16.44	15.12
● 1590QFL	1.34 x 4.7 x 4.7	73J3626	15.06	13.81	12.70
● 1590R1FL	7.55 x 4.38 x 2.24	84C9908	28.78	26.39	24.27
● 1590SFL	4.35 x 3.21 x 1.57	83F8756	13.24	12.14	11.17
● 1590TFL	4.74 x 3.13 x 2.17	83F8757	13.65	12.52	11.51
● 1590UFL	4.7 x 4.7 x 2.17	83F8758	20.05	18.39	16.91
● 1590VFL	4.7 x 4.7 x 3.54	83F8759	27.58	25.30	23.26

(34481)

METAL ENCLOSURES

WALL MOUNT EXTRUDED ALUMINUM ENCLOSURES

Just Added



- Designed to house electronics for equipment interfacing where shelf or wall mounting is required
- Consists of an aluminum "U" shaped extrusion body and a slide-in flat aluminum bottom plate
- Steel foot "L" brackets are attached to each end and are punched with 0.31" (7.9 mm) diameter keyholes
- Constructed from extruded aluminum with a minimum thickness of .06" (1.5 mm)
- Includes all assembly hardware



Mfg. Part No.	Dimensions (in.) H x W x D	Anodized Color	Stock No.	Price Each			
				1-9	10-24	25-49	50+
● 1455Z1601	2.2 x 3.5 x 6.3	Clear	50H5773	17.33	14.76	13.57	12.48

(148479)

DIE-CAST ALUMINUM ENCLOSURES—WATERTIGHT



1590 Series watertight die-cast aluminum boxes feature 2-piece lap-joint construction with a bead of rubberlike silicon around the perimeter to provide protection against dust accumulation and water. Designed to meet IP65 classification. Assembled with machine screws in threaded holes with individual neoprene "O" rings. Natural finish.



Mfg. Part No.	Dimensions (in.) H x W x D	Stock No.	Price Each		
			1-5	6-14	15-24
● 1590WA	3.64 x 1.52 x 1.06	24B7706	9.20	8.44	7.76
● 1590WB	4.39 x 2.34 x 1.06	24B7711	10.44	9.58	8.81
● 1590WBB	4.67 x 3.68 x 1.18	24B7712	13.22	12.12	11.15
● 1590WC	4.72 x 3.7 x 2.07	24B7718	14.61	13.40	12.32
● 1590WD	7.38 x 4.7 x 2.05	24B7723	23.64	21.68	19.93
● 1590WDD	7.4 x 4.7 x 1.3	24B7725	21.05	19.31	17.96
● 1590WE	7.38 x 4.7 x 3.07	24B7731	25.18	23.09	21.23
● 1590WF	7.38 x 7.38 x 2.48	24B7736	33.86	31.05	28.55
● 1590WG	1 x 1.97 x 3.94	84C9909	8.55	7.84	7.21
● 1590WH	2.07 x 1.5 x 1.06	95B0728	7.90	7.25	6.67
● 1590WJ	5.71 x 3.74 x 1.77	95B0735	15.35	14.07	12.94
● 1590WK	4.92 x 4.92 x 2.95	95B0744	24.42	22.39	20.59
● 1590WLB	1.99 x 1.99 x 1.06	24B7741	9.01	8.26	7.60
● 1590WN1	4.77 x 2.6 x 1.39	95B1043	14.69	13.48	12.39
● 1590WP1	6.01 x 3.24 x 1.81	24B7749	17.95	16.46	15.14
● 1590WR1	7.55 x 4.38 x 2.24	39C9801	28.78	26.39	24.27
● 1590WS	4.35 x 3.21 x 1.57	24B7752	13.33	12.22	11.24
● 1590WT	4.74 x 3.13 x 2.17	24B7757	13.70	12.56	11.55
● 1590WU	4.7 x 4.7 x 2.17	24B7762	19.84	18.19	16.73
● 1590WV	4.7 x 4.7 x 3.54	24B7767	26.65	24.44	22.48

(51570)

DIECAST ALUMINUM ENCLOSURES—WATERTIGHT WITH FLANGED LID



Feature 2-piece lap-joint construction with a bead of rubber-like silicone around the perimeter to provide protection against dust accumulation and water. Designed to meet IP65 classification. Flanged lid permits easy mounting and extra security by hiding screws. Assembled with machine screws in threaded holes with individual neoprene "O" rings. Natural finish.

Mfg. Part No.	Dimensions (in.) H x W x D	Stock No.	Price Each		
			1-5	6-14	15-24
● 1590WAF1	3.64 x 1.52 x 1.06	24B7710	10.01	9.18	8.44
● 1590WBFL	4.39 x 2.34 x 1.06	24B7717	11.35	10.41	9.57
● 1590WBBFL	4.67 x 3.68 x 1.18	94B9820	14.41	13.22	12.16
● 1590WCFL	4.72 x 3.7 x 2.07	24B7722	15.95	14.63	13.45
● 1590WDFL	2.21 x 4.7 x 7.38	24B7730	25.83	23.69	21.78
● 1590WEFL	7.38 x 4.7 x 3.07	24B7735	27.45	25.18	23.15
● 1590WFFL	7.38 x 7.38 x 2.48	24B7740	36.98	33.91	31.19
● 1590WLBFL	1.99 x 1.99 x 1.06	17C1326	9.83	9.02	8.29
● 1590WN1FL	4.77 x 2.6 x 1.39	17C1331	12.84	12.14	11.80

▶ CONTINUED ▶

DIECAST ALUMINUM ENCLOSURES—WATERTIGHT WITH FLANGED LID (CONT.)


Mfg. Part No.	Dimensions (in.) H x W x D	Stock No.	Price Each		
			1-5	6-14	15-24
● 1590WP1FL	6.01 x 3.24 x 1.81	98B5151	19.60	17.97	16.53
● 1590WR1FL	7.55 x 4.38 x 2.24	84C9911	31.66	29.04	26.70
● 1590WSFL	4.35 x 3.21 x 1.57	24B7756	14.52	13.32	12.25
● 1590WTF1	4.74 x 3.13 x 2.17	24B7761	14.98	13.74	12.63
● 1590WUFL	4.7 x 4.7 x 2.17	24B7766	21.68	19.88	18.29
● 1590WVFL	4.7 x 4.7 x 3.54	24B7771	29.15	26.73	24.58

(60484)

STEEL UTILITY ENCLOSURES



Fabricated from 20-gauge (0.036" thick) steel (sizes A to E) or 18-gauge (0.048" thick) steel (sizes F to J). Units are painted with an ASA 61 powder paint finish. Top and bottom panels are secured with 8 self-tapping screws (included).

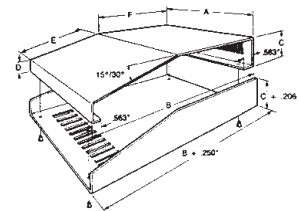



Mfg. Part No.	Metal Thickness	Dimensions (in.) H x W x D	Stock No.	Price Each		
				1-5	6-14	15-24
● 1415A	20 Gauge/0.036"	4 x 4 x 2	95F2595	16.68	15.67	14.91
● 1415B	20 Gauge/0.036"	4 x 5 x 3	95F2596	16.95	15.93	15.16
● 1415C	20 Gauge/0.036"	5 x 6 x 4	95F2597	21.53	20.22	19.24
● 1415D	20 Gauge/0.036"	6 x 6 x 6	94F822	33.03	31.03	29.53
● 1415E	20 Gauge/0.036"	6 x 9 x 5	95F2598	35.76	33.60	31.97
● 1415F	18 Gauge/0.048"	8 x 10 x 7	95F2599	54.12	50.84	48.38
● 1415G	18 Gauge/0.048"	7 x 12 x 6	95F2600	53.82	50.56	48.11
● 1415H	18 Gauge/0.048"	10 x 10 x 8	95F2601	69.68	65.46	62.29
● 1415I	18 Gauge/0.048"	11 x 12 x 8	95F2602	78.53	73.77	70.20
● 1415J	18 Gauge/0.048"	9 x 15 x 7	95F2603	76.89	72.23	68.73

(6863)

ALUMINUM DESKTOP CONSOLES

Just Added



Mfg. part no. 1456 aluminum consoles are sold as complete units (top & bottom). The bottom section is fabricated from 0.081" thick aluminum and painted an off-white powder paint. The top sloped panel is 0.064" thick up to 14" wide models (0.081" thick over 14" wide) and is painted with a textured blue powder paint. Units include hardware and 4 self adhesive rubber feet.

Mfg. Part No.	Panel Slope	Console Dimensions (in.)						Stock No.	Price Each	
		A	B	C	D	E	F		1-14	15-24
● 1456F1WHBU	10°	6.5	5.5	2.5	1.5	90B3490	27.17	25.52
● 1456PH1WHBU	10°	14	8.3	3	1.5	90B3496	39.80	37.39
● 1456RL1WHBU	10°	17	11.3	3.5	1.5	94B9533	47.46	44.59
● 1456WL1WHBU	10°	20	11.3	3.5	1.5	90B9382	56.06	52.66
● 1456CE2WHBU	15°	4	5.5	2	1.1	3.3	2.2	87F2472	24.24	22.77
● 1456FE2WHBU	15°	6.5	5.5	2	1.1	3.3	2.2	83F8950	27.17	25.52
● 1456FH3WHBU	15°	6.5	8.3	3	1.3	50B9999	33.01	31.01
● 1456KH3WHBU	15°	10	8.3	3	1.3	6.3	2.2	87F2475	35.41	33.26
● 1456PL3WHBU	15°	14	11.3	3	1.3	6.3	5.2	83F8956	42.77	40.18
● 1456RL3WHBU	15°	17	11.3	3	1.3	20C3436	49.56	46.56
● 1456WL3WHBU	15°	20	11.3	3	1.3	50H5784	56.06	52.66
● 1456CE3WHBU	30°	4	5.5	3	1.1	92B2543	24.24	22.77
● 1456FE3WHBU	30°	6.5	5.5	3	1.1	3.7	2.2	87F2478	27.09	25.45
● 1456FG4WHBU	30°	6.5	7.2	4	1.1	5.7	2.2	83F8951	29.64	27.85
● 1456KE3WHBU	30°	10	5.5	3	1.1	3.7	2.2	83F8952	33.01	31.01
● 1456KG4WHBU	30°	10	7.2	4	1.1	5.7	2.2	83F8953	35.41	33.26
● 1456KK4WHBU	30°	10	10.2	4	1.1	5.7	5.2	83F8954	38.83	36.48
● 1456PK4WHBU	30°	14	10.2	4	1.1	5.7	5.2	83F8955	42.77	40.18
● 1456RK4WHBU	30°	17	10.2	4	1.1	5.7	5.2	83F8957	49.56	46.56
● 14-56WK4WHBU	30°	20	10.2	4	1.1	50B3852	56.06	52.66

(6924)

METAL ENCLOSURES

ALUMINUM UTILITY PAINTED AND UNPAINTED ENCLOSURES



Painted



Unpainted

- 0.040" (1.02") thick aluminum
- 4 Self-tapping screws included

Dimensions (Inches)			Painted Aluminum			Unpainted Aluminum		
L	W	H	Mfg. Part No.	Stock No.	Price Each 1-14	Mfg. Part No.	Stock No.	Price Each 1-14
2.7	2.2	1.6	1411B	95F2580	6.73	1411BU	83F8920	4.37
3.2	2.2	1.1	1411C	95F2581	6.84	1411CU	83F8921	4.65
3.2	2.2	1.6	1411D	95F2582	6.88	1411DU	83F8922	5.02
4.0	2.2	3.0	1411F	95F2583	7.56	1411FU	83F8923	6.21
4.0	2.2	1.6	1411G	94F180	7.14	1411GU	83F8924	5.43
4.0	2.2	2.2	1411H	95F6181	7.27	1411HU	83F8925	5.82
5.0	2.2	2.2	1411K	95F2584	8.34	1411KU	83F8926	7.23
5.0	4.0	3.0	1411L	95F2585	10.85	1411LU	83F8927	8.99
6.0	3.0	3.0	1411M	95F2586	12.13	1411MU	83F8928	10.12
5.0	3.0	2.2	1411N	95F2587	8.86	1411NU	83F8929	7.69
6.0	5.0	4.0	1411P	95F2588	15.19	1411PU	83F8930	12.83
7.0	5.0	3.0	1411Q	95F6182	14.80	1411QU	83F8931	12.26
8.0	6.0	3.5	1411R	95F2589	24.26	1411RU	83F8932	18.10
8.0	4.0	3.0	1411S	95F2590	22.25	1411SU	83F8933	16.19
10	2.2	1.6	1411T	95F2591	24.37	1411TU	83F8934	18.21
10	6.0	3.5	1411U	95F2592	29.56	1411UU	83F8935	22.75
12	3.0	2.2	1411W	95F2593	28.32	1411WU	83F8936	22.25
12	7.0	4.0	1411X	94F821	35.40	1411XU	83F8937	28.80
17	5.0	4.0	1411Z	95F2594	38.43	1411ZU	83F8938	32.36

(8862)

ALUMINUM UTILITY ENCLOSURES



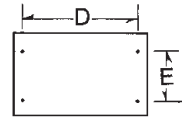
- Sturdy, spot-welded construction
- Natural aluminum finish

Order aluminum cover plates separately on this page.

Mfg. Part No.	Dimensions (in.)			Fits Cover	Gauge (in)	Stock No.	Price Each		
	Height	Width	Depth				1-14	15-24	25-49
1444-6	2	4	4	1434-6	0.040	95F2604	11.01	10.35	9.85
1444-8	2	6	4	1434-8	0.040	95F2605	11.31	10.62	10.11
1444-9	1	8	4	1434-10	0.040	95F2606	11.79	11.07	10.54
1444-10	2	8	4	1434-10	0.040	95F2607	12.06	11.33	10.78
1444-12	2	7	5	1434-12	0.040	95F2608	12.34	11.59	11.03
1444-14	2	9	5	1434-14	0.040	95F2609	14.89	13.99	13.31
1444-15	1	10	6	1434-16	0.040	95F2610	12.99	12.21	11.62
1444-16	2	10	6	1434-16	0.040	95F2611	16.14	15.16	14.43
1444-18	2	13.5	5	1434-18	0.040	95F2612	17.09	16.06	15.28
1444-20	3	17	4	1434-20	0.040	95F2613	28.30	26.58	25.30
1444-22	2	12	8	1434-22	0.051	95F2614	28.16	26.45	25.17
1444-24	3	12	8	1434-22	0.051	95F2615	28.50	26.77	25.47
1444-26	2	16	8	1434-26	0.051	95F2616	28.40	26.68	25.39
1444-28	3	16	8	1434-26	0.051	95F2617	33.80	31.75	30.22
1444-29	2	12	10	1434-29	0.051	95F2618	28.34	26.62	25.33
1444-30	2	17	10	1434-30	0.051	95F2619	32.85	30.86	29.37
1444-32	3	17	10	1434-30	0.051	95F2620	38.46	36.13	34.38
1444-33	4	17	10	1434-30	0.051	95F2621	55.46	52.10	49.58

(8864)

ALUMINUM UTILITY ENCLOSURE COVER PLATES



Aluminum plates fit 1444 series aluminum utility enclosures. Pre-punched with 4 holes. Hardware available below. Order 1444 series aluminum utility enclosures separately on this page.

Mfg. Part No.	Fits Chassis Type	Dimensions		Stock No.	Price Each		
		D	E		1-14	15-24	25-49
1434-6	1444-6	3.62"	3"	95F2622	5.33	5.03	4.79
1434-8	1444-8	5.62"	3"	95F2623	5.71	5.39	5.13
1434-10	1444-9, -10	7.62"	3"	95F2624	5.41	5.11	4.86
1434-12	1444-12	6.62"	3"	95F2625	5.59	5.28	5.02
1434-14	1444-14	8.62"	3"	95F2626	5.71	5.39	5.13
1434-16	1444-15, -16	9.62"	4"	95F2627	8.56	8.08	7.69
1434-18	1444-18	13.12"	3"	95F2628	9.11	8.61	8.19
1434-20	1444-20	16.62"	3"	95F2629	9.21	8.70	8.28
1434-22	1444-22, -24	11.62"	6"	95F2630	12.06	11.39	10.84
1434-26	1444-26, -28	15.62"	6"	95F2631	12.06	11.39	10.84
1434-29	1444-29	11.62"	8"	95F2632	12.06	11.39	10.84
1434-30	1444-30, -32, -33	16.62"	8"	95F2633	12.78	12.07	11.49

HARDWARE

Replacement and accessory screws are self-tapping type for most metal case series.

Mfg. Part No.	Screw Size	Qty. Per Pkg.	Stock No.	Price Each		
				1-24	25-49	50-99
1421J6	6-32 Phillips, Nickel-Plated	6	31C6867	4.20	4.00	3.87

(8865)

MINIATURE SLOPE-FRONT METAL INSTRUMENT CASES




20-gauge steel instrument cases with choice of sloping or vertical front panels by reversing case. Panels are satin off-white with offsetting textured black covers. Each unit comes complete with 6-32 nickel-plated Phillips screws and self-adhesive rubber feet.

Mfg. Part No.	Dimensions (in.) H x W x D	Stock No.	Price Each		
			1-14	15-24	25-49
1454C	2 x 4 x 2.5	94F814	14.07	13.28	12.64
1454E	2 x 4 x 5	50F8524	18.07	17.06	16.23
1454F	3 x 4 x 6	94F4759	19.68	18.59	17.69
1454G	2 x 6 x 2.5	50F8525	17.01	16.06	15.28
1454H	2.5 x 5 x 7.5	50F8526	21.26	20.07	19.10
1454J	4 x 4 x 3	94F815	14.71	14.23	13.57
1454K	2.5 x 8 x 3.5	50F8527	20.65	19.50	18.55
1454L	4 x 5 x 6	50F8528	21.26	20.07	19.10
1454P	3.5 x 10 x 5	94F4760	24.10	22.75	21.65
1454R	7.5 x 5 x 5	50F8530	17.68	16.87	15.66

(8860)

LOW-PROFILE METAL INSTRUMENT CASES



Case is split into two equal halves, constructed of 18-gauge steel with choice of satin black or guilf-blue finish. Front and back panels are 0.064" thick aluminum (one satin black, the other satin off-white) for easy machining. Symmetrical design; either end can be front or rear. Each unit comes complete with hardware and rubber feet.

Black		Blue		Dimensions (in.) H x W x D	Price Each	
Mfg. Part No.	Black Stock No.	Mfg. Part No.	Blue Stock No.		1-5	6-14
1458A3	94F4776	1458A3B	50F8531	3 x 4 x 4	39.88	37.46
1458B4	97F9412	1458B4B	50F8532	4 x 6 x 4	44.22	41.54
1458C3	97F9413	1458C3B	94F4778	3 x 6 x 6	39.88	37.46
1458C4	97F9414	1458C4B	50F8533	4 x 6 x 6	41.21	38.71
1458D3	97F9415	1458D3B	94F820	3 x 8 x 8	48.20	45.28
1458D4	97F9416	1458D4B	94F4779	4 x 8 x 8	50.87	47.79
1458D5	24B6726	1458D5B	94F1144	5 x 8 x 8	54.85	51.53
1458E3	94F1145	1458E3B	50F8534	3 x 8 x 10	52.20	49.03
1458E4	94F4780	1458E4B	98F3483	4 x 8 x 10	55.17	51.82

➔ CONTINUED ➔

METAL ENCLOSURES

LOW-PROFILE METAL INSTRUMENT CASES (CONT.)

Black Mfg. Part No.	Black Stock No.	Blue Mfg. Part No.	Blue Stock No.	Dimensions (in.) H x W x D	Price Each	
					1-5	6-14
● 1458E5	97F9403	● 1458E5B	94F4781	5 x 8 x 10	58.18	54.65
● 1458G3	97F9404	● 1458G3B	94F1147	3 x 10 x 8	55.17	51.82

(6861)

STEEL VENTILATED INSTRUMENT CASES



Case and bottom are 18-gauge steel, finished in satin off-white paint. Front panel is satin black and rear vented panel matches case color; both are 0.064" thick aluminum for easy machining. Each unit comes complete with hardware and rubber feet.

Mfg. Part No.	Dimensions (in.) H x W x D	Stock No.	Price Each		
			1-5	6-14	15-24
● 1401AAA	4 x 4 x 6	97F9446	52.85	49.65	47.25
● 1401AA	5 x 6 x 6	96F5507	56.93	53.48	50.89
● 1401A	5 x 6 x 10	94F4836	60.99	57.29	54.52
● 1401C	9 x 8 x 10	97F9447	71.15	66.83	63.60
● 1401E	8 x 8 x 8	94F176	67.09	63.02	59.97
● 1401G	9 x 10 x 12	94F177	89.44	84.02	79.95
● 1401K	6.5 x 10 x 14	96F5508	91.48	85.94	81.78
● 1401M	9 x 12 x 8	97F9448	80.78	77.06	71.55
● 1401N	9 x 14 x 8	94F178	82.49	78.70	73.07
● 1401P	5 x 14 x 10	94F179	87.42	82.12	78.15

(6910)

WATERTIGHT ALUMINUM INSTRUMENT CASES



- Designed to meet IP 65 ratings
- Heavy duty extruded enclosures designed to house P.C. boards or for equipment interfacing
- Sized for standard Eurocards
- P.C. boards mount horizontally by sliding into internal slots extruded into the enclosure body
- Extruded aluminum body includes a recessed area for labels or membrane keypad
- End panels are diecast aluminum with full perimeter self-adhesive gaskets

Includes two diecast aluminum end panels painted in a black satin powder paint, two closed cell polyethylene foam end plate gaskets and rubber "O" rings for assembly screws. All hardware and self-adhesive felt included as well.

Mfg. Part No.	Dimensions (in.) H x W x D	Body Color	Stock No.	Price Each		
				1-4	5-14	15+
● 1457C1201	1.21 x 2.32 x 4.73	Clear	04N9973	18.12	17.49	16.73
● 1457C801	1.21 x 2.32 x 3.15	Clear	04N9975	16.26	15.69	15.01
● 1457K1201	1.73 x 3.30 x 4.73	Clear	04N9977	23.31	22.50	21.52
● 1457K1601	1.73 x 3.30 x 6.30	Clear	04N9978	25.96	25.05	23.96
● 1457N1201	2.15 x 4.09 x 4.73	Clear	04N9979	25.89	24.98	23.90
● 1457N1601	2.15 x 4.09 x 6.30	Clear	04N9981	28.58	27.58	26.38
● 1457C1201BK	1.21 x 2.32 x 4.73	Black	04N9974	18.12	17.49	16.73
● 1457C801BK	1.21 x 2.32 x 3.15	Black	04N9976	16.26	15.69	15.01
● 1457K1201BK	1.73 x 3.30 x 4.73	Black	78M5507	23.31	22.50	21.52
● 1457K1601BK	1.73 x 3.30 x 6.30	Black	84M8668	25.96	25.05	23.96
● 1457N1201BK	2.15 x 4.09 x 4.73	Black	04N9980	25.89	24.98	23.90
● 1457N1601BK	2.15 x 4.09 x 6.30	Black	85M2368	28.58	27.58	26.38

(118667)

VENTILATED LOW-PROFILE INSTRUMENT CASES



Just Added

- 20-gauge steel case and bottom
- Front panel is satin black and rear panel matches case color
- 0.064" thick aluminum panels for easy machining
- Hardware and rubber feet included
- Rear panel and bottom are vented

Mfg. Part No.	Dimensions (in.) H x W x D	Color	Stock No.	Price Each		
				1-5	6-14	15-24
● 1426K	4 x 6 x 5	Off White	94F4757	52.71	49.52	47.12
● 1426M	4 x 8 x 6	Off White	94F4838	54.89	51.56	49.07
● 14260	4 x 10 x 7	Off White	24B6404	61.46	57.74	54.94
● 1426S-B*	4 x 12 x 6	Satin Blue	24B6406	65.88	61.89	58.89
● 14260-B*	5.5 x 11 x 11.7	Satin Blue	94F4839	61.54	57.81	55.02

► CONTINUED ►

VENTILATED LOW-PROFILE INSTRUMENT CASES (CONT.)

Mfg. Part No.	Dimensions (in.) H x W x D	Color	Stock No.	Price Each		
				1-5	6-14	15-24
● 1426V	4 x 12 x 8	Off White	95F2577	65.88	61.89	58.89
● 1426W	4 x 12 x 10	Off White	95F2578	70.25	66.00	62.80
● 1426Y	5.5 x 12 x 6	Off White	95F2579	65.88	61.89	58.89

(6922)

ALUMINUM PC BOARD INSTRUMENT CASES



- Top and bottom halves fabricated from heavy 12-gauge aluminum
- Off-white powder paint finish
- Front and rear panels are easy-to-machine natural aluminum (paper-coated on one side)
- Hardware and 4 self-adhesive rubber feet included

For horizontal PC card mounting by sliding boards into side aluminum extrusions.

Mfg. Part No.	Dimensions (in.) H x W x D	Ventilated	Stock No.	Price Each		
				1-5	6-14	15-24
● 1402B	2.4 x 7.1 x 4.9	No	83F8912	49.09	46.11	43.88
● 1402D	2.4 x 7.1 x 7.3	No	83F8913	53.66	50.41	47.97
● 1402F	3.1 x 7.1 x 10.3	No	83F8915	64.85	60.92	57.97
● 1402H	3.9 x 10 x 7.3	No	83F8917	62.85	59.04	56.18
● 1402K	3.9 x 10 x 9.6	No	83F8919	73.94	69.46	66.10
● 1402BV	2.4 x 7.1 x 4.9	Yes	99F9604	50.77	47.69	45.39
● 1402DV	2.4 x 7.1 x 7.3	Yes	83F8914	55.40	52.05	49.53
● 1402FV	3.1 x 7.1 x 10.3	Yes	83F8916	66.59	62.56	59.53
● 1402HV	3.9 x 10 x 7.3	Yes	83F8918	65.23	61.27	58.31
● 1402KV	3.9 x 10 x 9.6	Yes	88F1817	76.31	71.69	68.22

(34477)

EXTRUDED ALUMINUM CASES



Just Added

- Designed for horizontal mounting of PC boards
- Panels are one piece with integral bezel
- PC boards slide horizontally into internal guides extruded into walls
- Includes all hardware and rubber feet
- Clear or black anodized finish

Version 1 contains:

- 2 aluminum end panels and 2 plastic bezels, optionally installed to create a modern look

Version 2 contains:

- 2 easy to machine, solid plastic end panels

Mfg. Part No.	Dimensions (in.) H x W x D	Version	Finish	Stock No.	Price Each		
					1-24	25-49	50-99
● 1455A802	0.47 x 2.76 x 3.15	2	Clear	84K8040	6.84	6.56	6.07
● 1455B802	0.75 x 2.82 x 3.15	2	Clear	84K8043	7.31	7.01	6.50
● 1455B1002	0.75 x 2.82 x 3.94	2	Clear	85K9487	7.74	7.42	6.87
● 1455B1202	0.75 x 2.82 x 4.72	2	Clear	85K9489	8.16	7.83	7.25
● 1455C801	0.91 x 2.13 x 3.15	1	Clear	84C9884	13.43	12.25	11.70
● 1455C802	0.91 x 2.13 x 3.15	2	Clear	84C9886	10.71	9.77	9.33
● 1455C1201	0.91 x 2.13 x 4.72	1	Clear	84C9880	14.32	13.07	12.48
● 1455C1202	0.91 x 2.13 x 4.72	2	Clear	84C9882	11.10	10.13	9.67
● 1455J1201	1.06 x 3.07 x 4.72	1	Clear	89C9397	18.63	17.00	16.23
● 1455J1202	1.06 x 3.07 x 4.72	2	Clear	89C9399	14.05	12.82	12.24
● 1455L1201	1.2 x 4.06 x 4.72	1	Clear	89C9410	21.48	19.60	18.71
● 1455L1202	1.2 x 4.06 x 4.72	2	Clear	89C9412	16.82	15.35	14.66
● 1455L1601	1.2 x 4.06 x 6.3	1	Clear	89C9414	24.18	22.06	21.06
● 1455L1602	1.2 x 4.06 x 6.3	2	Clear	89C9416	19.50	17.79	16.99
● 1455L2201	1.2 x 4.06 x 8.66	1	Clear	89C9418	27.44	25.03	23.90
● 1455P1601	1.2 x 4.74 x 6.3	1	Clear	53K7804	20.83	19.97	18.50
● 1455P1602	1.2 x 4.74 x 6.3	2	Clear	53K7806	18.23	17.48	16.19
● 1455P2201	1.2 x 4.74 x 8.66	1	Clear	52K4572	23.60	22.63	20.96
● 1455R1601	1.2 x 6.3 x 6.3	1	Clear	98H4041	27.77	25.33	24.19
● 1455R2201	1.2 x 6.3 x 8.66	1	Clear	98H4045	31.06	28.34	27.06
● 1455K1201	1.69 x 3.07 x 4.72	1	Clear	84C9888	19.25	17.56	16.77
● 1455K1202	1.69 x 3.07 x 4.72	2	Clear	84C9889	14.67	13.39	12.78
● 1455K1601	1.69 x 3.07 x 6.3	1	Clear	84C9891	21.44	19.56	18.68
● 1455K1602	1.69 x 3.07 x 6.3	2	Clear	84C9893	16.84	15.37	14.67
● 1455Q1601	2.03 x 4.74 x 6.3	1	Clear	53K7811	22.84	21.89	20.28
● 1455Q2201	2.03 x 4.74 x 8.66	1	Clear	53K7814	26.10	25.02	23.18
● 1455N1201	2.09 x 4.06 x 4.72	1	Clear	84C9895	21.48	19.60	18.71
● 1455N1202	2.09 x 4.06 x 4.72	2	Clear	84C9897	16.82	15.35	14.66
● 1455N1601	2.09 x 4.06 x 6.3	1	Clear	84C9899	24.18	22.06	21.06
● 1455N1602	2.09 x 4.06 x 6.3	2	Clear	84C9900	19.50	17.79	16.99
● 1455N2201	2.09 x 4.06 x 8.66	1	Clear	84C9902	27.44	25.03	23.90
● 1455N2202	2.09 x 4.06 x 8.66	2	Clear	84C9904	22.78	20.78	19.84

► CONTINUED ►

METAL ENCLOSURES

EXTRUDED ALUMINUM CASES (CONT.)

Table with columns: Mfg. Part No., Dimensions (in.) H x W x D, Version, Finish, Stock No., Price Each (1-24, 25-49, 50-99). Lists various aluminum case models like 1455T1601, 1455A1202BK, etc.

OPEN BEZELS

Table with columns: Mfg. Part No., Material, Color, For Use With, Pkg. of, Stock No., Price Per Pkg. (1-24, 25-49, 50-99). Lists bezel models like 1455CBBK-10, 1455JBBK-10, etc.

END PLATES

Table with columns: Mfg. Part No., Material, Color, For Use With, Pkg. of, Stock No., Price Per Pkg. (1-24, 25-49, 50-99). Lists end plate models like 1455CAL-10, 1455JALBK-10, etc.

MOUNTING BRACKETS


Table with columns: Mfg. Part No., Material, Color, For Use With, Pkg. of, Stock No., Price Per Pkg. (1-24, 25-49, 50-99). Lists mounting bracket models like 1455LF, 1455NFBK, etc.

HARDWARE

Table with columns: Mfg. Part No., Description, Stock No., Pkg. of, Price Per Pkg. (1-24, 25-49, 50-99). Lists hardware items like replacement screws.

(72215)

DIECAST ALUMINUM MULTIPURPOSE ENCLOSURES




- Diecast aluminum, resistant to moisture and dust ingress
Sealed with neoprene gasket designed to IP65
Mountings and lid fixings outside of seal
Integral PCB guide slots
3.3mm wall thickness

Table with columns: Mfg. Part No., Dimensions (mm) H, W, D, Stock No., Price Each (1-24, 25-49, 50-99). Lists part numbers G124 and G125.

(116577)

EXTRUDED HEAT SINK CASE



- Manufactured from aluminum 6063
5um thick silver anodized finish, which can easily be painted
Cases include end panels and screws which are not fitted
Gasket sets consist of 2 gaskets and 8 washers
Gasket available to seal to IP65

Silver anodized aluminum extruded box section that is designed to accept PCB's. The range of boxes is ideal for small circuits, RF amplifiers etc. This series features dovetail slots down the side which will accept a Linc-Lug mounting bracket...


Table with columns: Mfg. Part No., Dimensions (mm) H, W, D, Stock No., Price Each (1-9, 10-24, 25-49). Lists various heat sink case models like MCREAS40, MCREAS80, etc.

ACCESSORIES

Table with columns: Mfg. Part No., Description, Stock No., Price Each (1-99). Lists accessories like bezels, gasket sets, and linc lugs.

(116474)

DIECAST ALUMINUM RFI/EMI PROTECTION ENCLOSURES



Shielded enclosures fulfill requirements for RF applications. Available with blue baked enamel finish per federal standard 595 #25109 over primer wash per DOD-P-15328...

Table with columns: Mfg. Part No., Description, Stock No., Price Each (1-5). Lists part numbers 4903, 5203, 5198, and 4864.

(6926)

10

METAL ENCLOSURES

DIECAST ALUMINUM RFI/EMI ENCLOSURES



Shielded diecast aluminum enclosures fulfill requirements for EMI/RFI applications. Available with natural aluminum finish or blue baked enamel finish per federal standard 595 #25109 over primer wash per DOD-P-15328. Boxes include aluminum cover with clear anodized finish per MIL-A-8625 and cover screws. Select boxes feature component mounting capabilities. All rated 500VRMS, +150°C. Order replacement covers and screws separately below.



2391

EXTRUDED ALUMINUM RFI/EMI SHIELDED ENCLOSURES WITH CARD GUIDES



3302

3311

3742

Slotted to accept .062" circuit boards and shielding dividers. Provide excellent RFI/EMI protection. Available with blue baked enamel finish per federal standard 595 #25109 over primer wash per DOD-P-15328, or with no finish. Include covers with clear anodized finish per MIL-A-8625 and screws.

1.13"H x 2.25"W x 0.88"D ENCLOSURES

Mfg. Part No.	Description	Stock No.	Price Each
			1-5
● 2400	Natural Finish Enclosure	35F3502	7.41
● 2397	Blue Finish Enclosure	34F954	8.83
● 2390	BNC Female-to-BNC Female	34F952	26.72
● 2391	BNC Female-to-BNC Male	34F953	29.10
● 2392	Female BNC on Each End and on Bottom	35F3500	39.21
● 2393	BNC Female-to-BNC Male with Binding Posts	35F3501	49.11
● 2399	SMA Female-to-SMA Female	35F988	61.07
● 3728	Flange Mounting Cover	77B2406	5.70
● 4864	Self-Tapping Phillips Cover Screws	65H7846	18.20
● 2352	Connector Screws with Solder Turret, Pkg. of 100	77B2233	65.38

2.64"H x 4.75"W x 1.71"D ENCLOSURES

● 2906	Natural Finish Enclosure	35F3510	17.34
● 2901	Blue Finish Enclosure	35F3508	20.68
● 2902	BNC Female-to-BNC Female	34F966	40.88
● 2352	Connector Screws with Solder Turret, Pkg. of 100	77B2233	65.38

1.38"H x 2.25"W x 1.13"D ENCLOSURES

● 2428	Natural Finish Enclosure	35F3507	7.96
● 2417	Blue Finish Enclosure	34F955	8.50
● 3230	BNC Female-to-BNC Female	35F3503	25.52
● 3231	BNC Male-to-BNC Female	35F3504	30.64
● 3239	Isolated BNC Female-to-Isolated BNC Female	35F986	42.42
● 3232	BNC Female "T"	35F3505	40.56
● 3234	Cross Connectors	35F987	43.57
● 4864	Self-Tapping Phillips Cover Screws	65H7846	18.20
● 2352	Connector Screws with Solder Turret, Pkg. of 100	77B2233	65.38

3.00"H x 2.63"W x 1.65"D ENCLOSURES

● 3606	Natural Finish Enclosure	35F3514	14.61
● 3601	Blue Finish Enclosure	35F3511	15.80
● 3602	BNC Female-to-BNC Female	35F3512	34.07
● 3603	BNC Female-to-BNC Male	35F3513	38.70
● 2352	Connector Screws with Solder Turret, Pkg. of 100	77B2233	65.38

1.50"H x 1.13"W x 0.88"D ENCLOSURES

● 3754	Natural Finish Enclosure	34F1263	5.99
● 3753	Blue Finish Enclosure	34F1262	8.50
● 3751	BNC Female-to-BNC Female	34F1260	31.47
● 3752	BNC Female-to-BNC Male	34F1261	29.66
● 4742	Replacement Cover	02B1472	3.71
● 4864	Self-Tapping Phillips Cover Screws	65H7846	18.20
● 2352	Connector Screws with Solder Turret, Pkg. of 100	77B2233	65.38

4.22"H x 8.32"W x 1.72"D ENCLOSURES

● 5186	Natural Finish Enclosure	94F1056	48.41
● 4226	Blue Finish Enclosure	44F5357	51.35
● 2352	Connector Screws with Solder Turret, Pkg. of 100	77B2233	65.38

(6925)

Mfg. Part No.	H	W	D	Description	Stock No.	Price Each
						1-5
3301	4.13"	2.68"	1.66"	Blue Finish	34F947	35.13
3302	4.13"	2.68"	1.66"	BNC Female Each End, Blue Finish	35F3515	61.44
● 3306	4.13"	2.68"	1.66"	No Finish	35F3516	31.14
● 3311	4.13"	2.68"	3.16"	Blue Finish	35F3517	40.51
● 3316	4.13"	2.68"	3.16"	No Finish	35F3520	38.75
● 3742	4.13"	2.68"	6.16"	Blue Finish	44F5325	50.86
● 3743	4.13"	2.68"	6.16"	Natural	77B2409	45.83

Accessories

Mfg. Part No.	Description	Stock No.	Price Each
			1-5
● 4247	Replacement Cover	77B2477	8.40
3328	Flange Mounting Cover	35F3523	12.90
● 4862	Cover Screws, 100/Pkg	16C1814	17.99
● 2352	Connector Screws With Solder Turret	77B2233	65.38

(6927)

NONSHIELDED PHENOLIC ENCLOSURE



2098

2259


Create passive and active networks, voltage dividers, isolation networks or attenuators with these units. Include XP laminated paper base phenolic cover and screws. Mfg. part no. 2259 rated 2500WVDC, 15 amps, +115°C. All others rated +150°C, with mfg. part no. 2098 and 2224 also rated 5000WVDC and 15 amps.

Mfg. Part No.	H	W	D	Description	Stock No.	Price Each
						1-14
● 2105	1.75"	1.44"	0.69"	Junior Size, Black	35F3529	10.27
● 2259	1.75"	1.44"	0.69"	Junior Size, Binding Posts to Double Banana Plug	44F5356	30.23
● 2098	1.75"	1.44"	0.69"	Junior Size, Double Banana Jack/Double Banana Plug	34F950	19.97
● 2096	1.75"	1.44"	0.69"	Junior Size, Black	77B1958	14.59
● 2103	2.25"	1.00"	1.00"	Queen Size, Black	35F3527	8.82
● 2099	2.25"	1.00"	1.00"	Queen Size, BNC Male and BNC Female each end	77B1961	48.69
● 2104	2.38"	1.53"	1.53"	King Size, Black	35F3528	8.28
● 2224	2.38"	1.53"	1.53"	King Size, Double Banana Jack/Double Banana Plug	34F951	21.63

(6929)

EXTRUDED ALUMINUM ENCLOSURES

- 6 colors available
- Highest quality anodizing
- NEMA 4 sealing, optional
- Wall mounting kits, optional
- Custom lengths available
- Custom colors available
- Protective rubber end caps available



All enclosures include: 1 extruded case, 2 end plates and assembly screws. Mounting flanges and protective rubber end caps available on page 2295; NEMA 4 gasket kits and hardware sold separately on page 2295. Replacement end plates also available, go online or call. High EMI/RFI protection. Durable finish provides extreme protection and great look and feel.

Dimensions H x W x D (in.)	Gold		Black		Silver		Red		Blue		Green		Price Each
	Mfg. Part No.	Stock No.	Mfg. Part No.	Stock No.	Mfg. Part No.	Stock No.	Mfg. Part No.	Stock No.	Mfg. Part No.	Stock No.	Mfg. Part No.	Stock No.	
1.18 x 2.5 x 1.57	● B1-040GD	26K8984	● B1-040BK	26K8982	● B1-040SI	26K8987	● B1-040RD	26K8986	● B1-040BL	26K8983	● B1-040GR	26K8985	7.53
1.18 x 2.5 x 3.15	● B1-080GD	26K8990	● B1-080BK	26K8988	● B1-080SI	26K8993	● B1-080RD	26K8992	● B1-080BL	26K8989	● B1-080GR	26K8991	10.62
1.18 x 2.5 x 4.72	● B1-120GD	26K8996	● B1-120BK	26K8994	● B1-120SI	26K8999	● B1-120RD	26K8998	● B1-120BL	26K8995	● B1-120GR	26K8997	11.33
1.18 x 4.27 x 3.15	● B2-080GD	26K9021	● B2-080BK	26K9019	● B2-080SI	26K9024	● B2-080RD	26K9023	● B2-080BL	26K9020	● B2-080GR	26K9022	11.10
1.18 x 4.27 x 6.3	● B2-160GD	26K9009	● B2-160BK	26K9007	● B2-160SI	26K9012	● B2-160RD	26K9011	● B2-160BL	26K9008	● B2-160GR	26K9010	16.55
1.77 x 4.27 x 3.15	● B3-080GD	26K9039	● B3-080BK	26K9037	● B3-080SI	26K9042	● B3-080RD	26K9041	● B3-080BL	26K9038	● B3-080GR	26K9040	12.09
1.77 x 4.27 x 6.3	● B3-160GD	26K9045	● B3-160BK	26K9043	● B3-160SI	26K9048	● B3-160RD	26K9047	● B3-160BL	26K9044	● B3-160GR	26K9046	18.36
1.77 x 4.27 x 8.66	● B3-220GD	26K9051	● B3-220BK	26K9049	● B3-220SI	26K9054	● B3-220RD	26K9053	● B3-220BL	26K9050	● B3-220GR	26K9052	23.19

CONTINUED

METAL ENCLOSURES • NON-METALLIC ENCLOSURES

EXTRUDED ALUMINUM ENCLOSURES (CONT.)

Dimensions H x W x D (In.)	Gold		Black		Silver		Red		Blue		Green		Price Each
	Mfg. Part No.	Stock No.	Mfg. Part No.	Stock No.	Mfg. Part No.	Stock No.	Mfg. Part No.	Stock No.	Mfg. Part No.	Stock No.	Mfg. Part No.	Stock No.	
2.11 x 6.68 x 3.15	● B4-080GD 26K9064	● B4-080BK 26K9062	● B4-080SI 26K9067	● B4-080RD 26K9066	● B4-080BL 26K9063	● B4-080GR 26K9065	19.37						
2.11 x 6.68 x 6.3	● B4-160GD 26K9070	● B4-160BK 26K9068	● B4-160SI 26K9073	● B4-160RD 26K9072	● B4-160BL 26K9069	● B4-160GR 26K9071	30.97						
2.11 x 6.68 x 8.66	● B4-220GD 26K9076	● B4-220BK 26K9074	● B4-220SI 26K9079	● B4-220RD 26K9078	● B4-220BL 26K9075	● B4-220GR 26K9077	35.86						
1.37 x 5.25 x 3.15	● B5-080BK 39M5412	● B5-080SI 39M5414	13.31						
1.37 x 5.25 x 6.3	● B5-160BK 39M5415	● B5-160SI 39M5417	19.85						
1.37 x 5.25 x 8.66	● B5-220BK 39M5418	● B5-220SI 39M5420	24.72						

(84657)

EXTRUDED ALUMINUM ENCLOSURE ACCESSORIES

Sold in packages of 2. Colored mounting flanges available in packages of 50; go online or call.



Just Added



COLOR MOUNTING FLANGES

Description	Gold		Black		Silver		Red		Blue		Green		Price Each
	Mfg. Part No.	Stock No.	Mfg. Part No.	Stock No.	Mfg. Part No.	Stock No.	Mfg. Part No.	Stock No.	Mfg. Part No.	Stock No.	Mfg. Part No.	Stock No.	
40mm Mounting Flange	MF40GD2	06R3283	MF40BK2	06R3279	MF40SI2	06R3289	MF40RD2	06R3287	MF40BL2	06R3281	MF40GR2	06R3285	1.07
80mm Mounting Flange	MF80GD2	06R3295	MF80BK2	06R3291	MF80SI2	06R3301	MF80RD2	06R3299	MF80BL2	06R3293	MF80GR2	06R3297	1.46

PROTECTIVE RUBBER END CAPS

For Use With	Black		Gray		Red		Blue		Green		Price Each
	Mfg. Part No.	Stock No.	Mfg. Part No.	Stock No.	Mfg. Part No.	Stock No.	Mfg. Part No.	Stock No.	Mfg. Part No.	Stock No.	
B1 Enclosures	EC1-BK	06R3311	EC1-GY	06R3314	EC1-RD	06R3315	EC1-BL	06R3312	EC1-GN	06R3313	10.18
B2 Enclosures	EC2-BK	06R3316	EC2-GY	06R3319	EC2-RD	06R3320	EC2-BL	06R3317	EC2-GN	06R3318	15.88
B3 Enclosures	EC3-BK	06R3321	EC3-GY	06R3324	EC3-RD	06R3325	EC3-BL	06R3322	EC3-GN	06R3323	17.62
B4 Enclosures	EC4-BK	06R3326	EC4-GY	06R3329	EC4-RD	06R3330	EC4-BL	06R3327	EC4-GN	06R3328	29.73
B5 Enclosures	EC5-BK	06R3331	EC5-GY	06R3334	EC5-RD	06R3335	EC5-BL	06R3332	EC5-GN	06R3333	16.08

(84663)

EXTRUDED ALUMINUM ENCLOSURE ACCESSORIES AND HARDWARE



PLASTICASES™



NEMA 4 SEALING KITS

Mfg. Part No.	Dimensions (Inches):		Stock No.	Price Each
	Height	Width		
● SK1	1.18	2.50	26K9107	2.91
● SK3	1.77	4.27	26K9109	4.97
● SK4	2.11	6.68	26K9110	5.88
● SK5	1.37	5.25	46M2908	3.55

SELF TAPPING REPLACEMENT SCREWS

Mfg. Part No.	Color	Pack Qty.	Stock No.	Price per Pkg.	
				1-9	...
● STS-008	Silver	8	29K6401	0.84	
● STB-008	Black	8	29K6399	0.84	

TORX THREAD FORMING REPLACEMENT SCREWS

● TFB-008	Black	8	29K6403	1.96
-----------	-------	---	---------	------

(84662)

PLASTICASES™ STYLE I

Just Added




- Durable, self-extinguishing, ABS plastic material with UL94-HB flammability rating
- 4-piece snap together design
- Internal PCB mounting bosses on lid & base
- Light gray color for base & lid, gray for the end panels
- Textured surface on base & lid
- Textured surface on recessed area in end panels



Mfg. Part No.	Dimensions (in.) H x W x D	Stock No.	Price Each			
			1-5	6-24	25-49	50-99
● PC-11475	1 x 1.61 x 4.13	09R5055	4.06	3.38	3.07	2.71
● PC-11476	1.18 x 3 x 5.12	09R5056	5.31	4.42	4.01	3.54
● PC-11477	1.16 x 3.62 x 6.1	09R5057	6.04	5.05	4.53	4.06
● PC-11478	1.57 x 4.76 x 7.87	09R5058	7.28	6.09	5.46	4.89

(148681)



- Styles A and B impact-resistant polystyrene
- Styles C and F impact-resistant ABS with aluminum panels
- Style E impact-resistant ABS
- Style G impact resistant, self-extinguishing ABS with UL94-5VA flammability rating
- Style H flame retardant ABS plastic with UL94V-0 flammability rating

Styles A and B have double-textured PC bone gray finish, molded-in card guides and include stainless steel screw and scratch-resistant rubber feet. Modifications to all styles available, contact Newark.

Mfg. Part No.	Style	Dimensions (in.)			Stock No.	Price Each		
		H	W	D		1-5	6-24	25-49
● PC-11402	A	1.53	5.08	5.3	10M5238	15.19	12.69	11.44
● PC-11403	A	1.53	7.06	5.3	06M4747	18.72	15.60	14.04
● PC-11406	A	2.52	6.12	6.32	06M4748	19.45	16.23	14.62
● PC-11408	A	2.52	8.1	6.32	06M4749	23.30	19.45	17.53
● PC-11418	B	2.06	5.08	5.3	06M4752	17.48	14.56	13.11
● PC-11410	B	3.3	6.12	6.32	06M4750	24.03	20.08	18.05
● PC-11412	B	3.3	8.1	6.32	06M4751	27.77	23.20	20.86
● PC-11414	B	4.04	6.12	6.32	87F290	25.28	21.12	18.98
● PC-11416	B	4.04	8.1	6.32	87F291	29.54	24.65	22.21

Style C has black finish with clear anodized aluminum front and rear panels, internal steel channels and formed guide tabs to accept vertical or horizontal circuit boards.

● PC-11432	C	1.61	3.54	5.71	06M4753	42.33	35.31	31.78
● PC-11438*	C	4.02	9.72	8.66	06M4754	113.78	94.96	85.44

▶ CONTINUED ▶

NON-METALLIC ENCLOSURES

PLASTICASES™ (CONT.)

Mfg. Part No.	Style	Dimensions (in.)			Stock No.	Price Each		
		H	W	D		1-5	6-24	25-49

Style D version 1 has dark gray ABS covers with light gray ABS end panels. Version 2 (A suffix) has dark gray ABS covers with natural finish aluminum end panels. Version 3 (LG suffix) has light gray ABS covers with black ABS end panels. Version 4 (LGA suffix) has light gray ABS covers with natural finish aluminum end panels. All versions have molded-in card guides and mounting bosses.

● PC-11480-A	D	1.38	5.51	4.33	66F3917	14.04	11.70	10.56
● PC-11481	D	1.57	8.86	6.5	96H7370	20.18	16.85	15.19
● PC-11481-A	D	1.57	8.86	6.5	66F3921	25.48	21.27	19.14
● PC-11481-LG	D	1.57	8.86	6.5	66F3922	18.31	15.29	13.78
● PC-11481-LGA	D	1.57	8.86	6.5	66F3923	23.72	19.82	17.84
● PC-11482	D	2.56	10.24	7.09	66F3924	26.00	21.69	19.50
● PC-11482-A	D	2.56	10.24	7.09	66F3925	34.12	28.45	25.59

Style E has textured light gray ABS top and bottom covers with dark gray ABS end panels and includes PC board mounting bosses, card guides, screws and press-in rubber feet.

● PC-11462	E	2.28	3.74	6.22	99B1481	9.05	7.54	6.82
● PC-11467	E	2.4	5.51	7.48	99B1486	12.90	10.77	9.68
● PC-11468	E	3.15	5.51	7.48	99B1487	14.04	11.70	10.56
● PC-11470	E	2.4	7.87	11.02	99B1489	20.49	17.11	15.40
● PC-11471	E	3.15	7.87	11.02	99B1490	21.84	18.20	16.38

Style F version 1 has light gray ABS covers with rear-mounted dark gray ABS cable-access panel and natural finish aluminum sloped panel. Style F version 2 has light gray ABS covers with horizontal insert area in top cover, rear-mounted dark gray ABS cable-access panel and natural finish aluminum sloped panel. Both Style F versions feature molded-in PC board mounting bosses.

● PC-11491	F, Ver. 1	3.94	8.7	6.15	99B1491	19.24	16.07	14.46
● PC-11493	F, Ver. 2	3	9	8.5	99B1492	22.36	18.67	16.80

Style G features molded-in PC board mounting bosses and offers contemporary styling with rounded corners and edges.

● PC-11535	G	1.5	3.8	5	10M5239	11.29	9.36	8.43
● PC-11555	G	1.63	5.25	5.5	27K6579	13.21	11.03	9.94
● PC-11565	G	1.63	6.25	6.75	27K6580	14.46	12.07	10.87

Style H has an interlocking design that allows for optional stacking of boxes without slippage. Features include PC board mounting bosses, recessed area for ID labels, removable front and rear panels for easy machining, and a flush textured top all in a black finish.

● PC-11645	H	9.18	5.25	2.36	34M2707	14.25	11.91	10.72
------------	---	------	------	------	---------	-------	-------	-------

* Folding plastic feet supplied (6946)

DIN RAIL MOUNT PLASTIBOXES



- Made from flame retardant black ABS plastic with UL94-5VA flammability rating
- Versatile clip snaps into DIN rail or may be screwed down for panel/wall mount
- (4) PC board mounting bosses in base
- Smooth labeling area on front surface
- Finish is textured matte black



Mfg. Part No.	Dimensions (in.) H x W x D	Stock No.	Price Each		
			1-5	6-99	100-199
● DPB-4760	1.25 x 3.5 x 4.5	89M4566	9.26	7.70	6.92

(110549)

POLYSTYRENE MOLDED ENCLOSURES



Molded plastic enclosures meet IEC 529 enclosure IP54 classification for instrumentation, telecommunications, and other applications from hand-held to desktop sizes. 2-part design with tongue-and-groove joint between top and bottom covers and end panels. Internal guide slots for vertical mounting of PC boards; internal bosses for horizontal PC board mounting. Scratch-resistant, lightly textured top and bottom covers. Four M-3 screws are countersunk in bottom cover, threaded into brass inserts in top cover. UL 94V-0 ABS top and bottom covers are dark gray with light gray end panels. High-impact ABS top and bottom covers are light gray with dark gray end panels. Modifications available, contact Newark.



High-Impact ABS

Mfg. Part No.	D x W x H	Weight (oz.)	Stock No.	Price Each		
				1-5	6-99	100-199
● PI-1900	3.54 x 1.97 x 0.63"	1.75	95F969	3.12	2.36	2.19
● PI-1901	3.54 x 1.97 x 0.94"	1.75	95F970	3.54	2.67	2.49
● PI-1902	3.54 x 1.97 x 1.26"	2.25	95F971	3.64	2.75	2.56
● PI-1903	4.72 x 2.36 x 1.18"	2.75	95F972	5.72	4.32	4.02
● PI-1904	4.72 x 2.36 x 1.57"	3.25	95F973	6.45	4.87	4.53
● PI-1905	4.72 x 2.36 x 1.97"	4.00	95F974	7.70	5.81	5.41
● PI-1906	5.91 x 3.15 x 1.18"	4.50	95F975	8.22	6.21	5.77
● PI-1907	5.91 x 3.15 x 1.77"	5.25	95F976	9.68	7.30	6.79
● PI-1908	5.91 x 3.15 x 2.36"	5.50	95F977	11.24	8.48	7.89

➔ CONTINUED ➔

POLYSTYRENE MOLDED ENCLOSURES (CONT.)

Mfg. Part No.	D x W x H	Weight (oz.)	Stock No.	Price Each		
				1-5	6-99	100-199
● PI-1909	7.48 x 3.94 x 1.57"	7.00	95F966	13.00	9.82	9.13
● PI-1911	7.48 x 3.94 x 3.15"	10.50	95F968	16.23	12.25	11.39

HIGH-IMPACT ABS

● PI-1901-LG	3.54 x 1.97 x 0.94"	1.75	83F5576	3.12	2.36	2.19
● PI-1902-LG	3.54 x 1.97 x 1.26"	2.25	83F5577	3.33	2.52	2.34
● PI-1904-LG	4.72 x 2.36 x 1.57"	3.25	83F5579	6.24	4.71	4.38
● PI-1907-LG	5.91 x 3.15 x 1.77"	5.25	83F5582	8.64	6.52	6.06
● PI-1908-LG	5.91 x 3.15 x 2.36"	5.50	83F5583	9.88	7.46	6.94
● PI-1909-LG	7.48 x 3.94 x 1.57"	7.00	83F5584	11.03	8.33	7.74
● PI-1910-LG	7.48 x 3.94 x 2.36"	9.50	83F5585	12.48	9.42	8.76
● PI-1911-LG	7.48 x 3.94 x 3.15"	10.50	83F5586	14.04	10.60	9.86

(29678)

DIN RAIL MOUNT ABS PLASTIC BOXES



- Durable ABS plastic construction
- Divided contact areas
- Positive screw-down type contacts give a positive and secure connection
- Area for identifying labels and decals
- Flat and angled covers
- Light gray finish
- Modifications available, go online or call



WITH FLAT COVER

Mfg. Part No.	No. of Contacts	Dimensions (in.)			Stock No.	Price Each		
		H	W	D		1-5	6-99	100-199
● DB-4701	12	2.76	2.57	4.42	97H5031	13.42	11.18	10.09
● DB-4702	16	2.76	3.23	4.42	66M8435	15.81	13.16	11.86
● DB-4704	24	2.76	4.61	4.42	66M8436	23.92	19.92	17.94

WITH FLAT COVER AND PANEL MOUNT OPTION

● DB-4715	32	2.76	5.91	4.43	97H5036	23.92	19.92	17.94
-----------	----	------	------	------	---------	-------	-------	-------

WITH ANGLED COVER

● DB-4754	12	3.23	0.89	3.90	29M7928	15.81	13.16	11.86
● DB-4751	24	3.23	1.72	3.90	66M8437	23.92	19.92	17.94

(78558)

PLASTIBOXES™ STYLE A



- High impact plastic ABS plastic with UL94-HB flammability rating
- Suggested service temperature -40°C to +60°C



Plastibox™ series is a functional utility enclosure made from UL rated high impact plastic, with a scratch resistant finish. Style A has squared corners, provisions for mounting horizontal and vertical PC boards and 4 non-skid feet. PBS series box has textured body with smooth top insert and 9-volt battery compartment. PS series box has textured body with smooth top insert. PT series box has textured body and textured top. Available in black or gray. Modifications available, contact Newark.

Mfg. Part No.	Color	Dimensions (in.)			Stock No.	Price Each		
		H	W	L		1-5	6-99	100-199
● PBS-11327-B	Black	1.5	3.25	5.62	90F6934	12.69	10.61	9.57
● PBS-11327-G	Gray	1.5	3.25	5.62	90F6964	12.69	10.61	9.57
● PT-11308-B	Black	1.5	2.25	3.62	29M7938	6.97	5.83	5.26
● PT-11308-G	Gray	1.5	2.25	3.62	90F6962	6.97	5.83	5.26
● PT-11372-B	Black	2.5	2.25	3.62	90F6936	8.43	7.02	6.35
● PT-11388-B	Black	2.48	3.25	5.62	95M9626	10.82	9.05	8.17

(82450)

PLASTIBOXES™ STYLE C



- High impact polystyrene plastic with UL94-HB flammability rating



Plastibox™ series is a functional utility enclosure made from UL rated high impact plastic, with a scratch resistant finish. Style C has rounded edges and come with 4 non-skid feet. Interior is plain with no molded-in PC board mounting. PBS series box has textured body with smooth top insert and 9-volt battery compartment. PS series box has textured body with smooth top insert. Available in gray. Modifications available, contact Newark.

Mfg. Part No.	Dimensions (in.)			Stock No.	Price Each		
	H	W	L		1-5	6-99	100-199
● PBS-11273	1.41	3.75	6.3	06M4745	10.77	8.95	8.06
● PS-11276	1.41	3.75	6.3	06M4765	8.84	7.39	6.66

(82461)

NON-METALLIC ENCLOSURES

PLASTIBOXES™ STYLE F

- High impact ABS plastic, UL94-HB flammability rating
- Textured body with smooth top insert (PS, PBS) or textured top (PT)
- Scratch-resistant finish
- Horizontal and vertical guides to mount PC boards
- Suggested service temperature -40°C to +80°C



PBS series box has a 9-volt battery compartment. Modifications available, go online or call.

Mfg. Part No.	Color	Dimensions (in.)			Stock No.	Price Each		
		H	W	L		1-5	6-99	100-199
● PS-11521-B	Black	1.01	2.25	3.62	48F1088	3.23	2.71	2.45
● PBS-11532-G	Gray	1.52	3.25	4.37	48F1091	5.46	4.53	4.06
● PBS-11532-B	Black	1.52	3.25	4.37	48F1090	5.46	4.53	4.06
● PS-11533-B	Black	1.52	3.25	4.37	48F1092	5.00	4.16	3.75
● PS-11533-G	Gray	1.52	3.25	4.37	48F1093	5.00	4.16	3.75
● PS-11543-B	Black	1.52	3.25	5.62	48F1094	5.72	4.79	4.32
● PS-11543-G	Gray	1.52	3.25	5.62	48F1095	5.72	4.79	4.32
● PS-11553-B	Black	1.52	4.87	6.87	48F1096	7.08	5.88	5.31
● PS-11553-G	Gray	1.52	4.87	6.87	48F1097	7.08	5.88	5.31
● PT-11557-B	Black	2.52	4.87	6.87	48F1098	7.49	6.24	5.62
● PT-11557-G	Gray	2.52	4.87	6.87	48F1099	7.49	6.24	5.62

(82464)

PLASTIBOX™ STYLE I

- High impact ABS plastic with UL94-5VA flammability rating
- Textured top insert
- Internal PCB mounting bosses
- Optional display window, noted with DW suffix
- Optional mounting provisions, noted with MP suffix



Unique styling with rounded corners and edges. Base is securely attached to the cover with four color matched screws. Black finish. Modifications available, go online or call.

Mfg. Part No.	Color	Dimensions (in.)			Stock No.	Price Each		
		H	W	L		1-5	6-99	100-199
● PT-11743	Black	1.38	4	3	06M4775	7.39	6.14	5.52
● PT-11754	Black	1.38	5.5	4	17M9932	10.30	8.58	7.75
● PT-11785	Black	1.75	5.5	5	10M5242	13.73	11.44	10.30
● PT-11785-MP	Black	1.75	7.5	5	34M2708	12.59	10.51	9.47
● PT-11754-DW	Black	1.38	5.5	4	05M4258	10.30	8.58	7.75

(84583)

PLASTIBOXES™ STYLES K, L & M

Just Added



Style K, 2-Way Cable Entry

Style L

Style K, 1-Way Cable Entry

Style M, PXX Suffix

Style K has hinged, snap closed cover. Rubber inserts are easily cut to allow cable entry ports. Durable, self-extinguishing, ABS plastic material with UL94-HB flammability rating. Mar resistant textured surface. Internal PCB mounting bosses.

Mfg. Part No.	Dimensions (in.) H x W x D	Cable Entry	Color	Stock No.	Price Each		
					1-5	6-99	100-199
● PTH-11810-B	1.77 x 3.11 x 3.58	1-Way	Black	09R5095	5.46	4.53	4.06
● PTH-11810-G	1.77 x 3.11 x 3.58	1-Way	Gray	09R5096	5.46	4.53	4.06
● PTH-11811-B	1.77 x 4.8 x 3.58	2-Way	Black	09R5097	7.91	6.61	5.93
● PTH-11811-G	1.77 x 4.8 x 3.58	2-Way	Gray	09R5098	7.91	6.61	5.93

Style L is a 2-piece, screw together desktop enclosure with sloping cover. Durable, self-extinguishing, ABS plastic material with UL94-HB flammability rating. Mar resistant textured surface includes recessed area in the cover. Internal PCB mounting bosses.

Mfg. Part No.	Dimensions (in.) H x W x D	Color	Stock No.	Price Each		
				1-5	6-99	100-199
● PT-11820	2.22 x 5.24 x 7.4	Bone	09R5083	13.00	10.87	9.78

Style M has mar resistant textured surface. Durable, self-extinguishing, ABS plastic material with UL94-V0 flammability rating. Cover is securely attached to the base with four matched screws.

➤ CONTINUED ➤

PLASTIBOXES™ STYLES K, L & M (CONT.)

Mfg. Part No.	Dimensions (in.) H x W x D	Mounting Bosses	Mounting Flanges	Color	Stock No.	Price Each		
						1-5	6-99	100-199
● PT-11850-PMB	1 x 2.08 x 3.08	Yes	No	Black	09R5084	3.85	3.23	2.92
● PT-11850-PXX	1 x 2.08 x 3.08	No	No	Black	09R5085	3.85	3.23	2.92
● PT-11851-PMB	1.59 x 2.08 x 3.08	Yes	No	Black	09R5087	5.15	4.27	3.85
● PT-11851-FMB	1.59 x 2.08 x 3.08	Yes	Yes	Black	09R5086	5.15	4.27	3.85
● PT-11852-PMB	1 x 2.23 x 4.11	Yes	No	Black	09R5088	4.37	3.64	3.28
● PT-11852-PXX	1 x 2.23 x 4.11	No	No	Black	09R5089	4.37	3.64	3.28
● PT-11853-PMB	1.59 x 2.23 x 4.11	Yes	No	Black	09R5091	5.93	4.94	4.48
● PT-11853-FMB	1.59 x 2.23 x 4.11	Yes	Yes	Black	09R5090	5.93	4.94	4.48

(148690)

GRABBERS HAND-HELD PLASTIC BOXES



Style A

Style B

Style C



Style D

Style E

Style C (with Battery Compartment)

Ideal for portable hand-held equipment. Made of durable ABS plastic with a flammability rating of UL94V-0. Style A features a recessed top and a 9V/AA battery compartment. Available with or without a 2.84" x 1.38" LCD cutout in the display area. Style B features a recessed top. Style C is smaller and more ergonomically shaped. It includes a recessed top, 9V/AA battery compartment and removable end panel. Style D is a small, easy-to-handle box. Style E is a pocket-size enclosure with a molded-in key ring which increases height to 2.55". Tilt stand HH-3440-TS available for styles A & B. Modifications available, go online or call.

Mfg. Part No.	Style	Features	Color	H (in.)	W (in.)	D (in.)	Stock No.	Price Each
								1-5
● HH-3401-BC	A	Battery compartment and LCD cutout	Light Gray	1.57	3.94	7.09	23C6936	15.71
● HH-3420	B	...	Light Gray	1.71	5.16	9.33	29C4050	19.76
● HH-3420-BC	B	Battery compartment	Light Gray	1.71	5.16	9.33	98B6165	20.70
● HH-3421	B	LCD cutout	Light Gray	1.71	5.16	9.33	66F3893	19.24
● HH-3421-BC	B	Battery compartment and LCD cutout	Light Gray	1.71	5.16	9.33	24C5028	20.28
● HH-3430-BCB	C	Battery compartment	Black	0.94	2.76	5.31	25B6381	5.72
● HH-3431-BCB	C	Battery compartment	Black	1.04	2.95	4.13	27K6571	6.50
● HH-3431-BCG	C	Battery compartment	Light Gray	1.04	2.95	4.13	27K6572	6.50
● HH-3463	D	Flush top	Black	0.8	2	5.5	99B1342	4.06
● HH-3466	D	Recessed top	Black	0.8	1.63	2.5	10M5194	3.44
● HH-3469	D	Recessed top	Black	0.8	2	2.75	06M4724	3.44
● HH-3471	D	Recessed top	Black	3.52	1.77	0.73	10M5195	3.44
● HH-3490	E	Recessed top	Black	2.1	1.3	0.58	72K6917	2.24

(77721)

GRABBERS STYLE P & Q

Just Added



- Durable self-extinguishing black ABS plastic material with UL94-V0 flammability rating
- Mar resistant textured surface
- Internal PCB mounting bosses
- Style P has base that is securely attached to the cover with four color-matched screws
- Style Q is a 2-piece snap together design



Style P

Style Q

Mfg. Part No.	Style	Dimensions (in.) H x W x D	Stock No.	Price Each			
				1-5	6-99	100-199	200-299
● HH-3641	P	0.83 x 1.97 x 2.74	09R4666	2.81	2.34	2.14	1.88
● HH-3642	P	1.08 x 2.48 x 3.47	09R4667	4.63	3.80	3.44	3.02
● HH-3643	P	1.26 x 3.27 x 4.53	09R4668	5.52	4.58	4.11	3.64
● HH-3640	Q	1.05 x 1.93 x 3.03	09R4665	2.50	2.08	1.88	1.67

(148693)

NON-METALLIC ENCLOSURES

UTILIBOX™ STYLE E

- ABS plastic rated UL94V-0 at 0.070" thickness
- Suggested service temperature -20°C to +70°C
- Includes close-fitting interlocking lid and assembly hardware
- Available with recessed tops
- Standard finish, black
- Modifications available, go online or call



UTILIBOX™ STYLE H

- ABS plastic with flammability rating of UL94V-0 at 0.080" thickness
- Suggested service temperature of -20°C to +70°C
- Horizontal PCB mounting bosses
- Includes close-fitting interlocking lid and assembly hardware
- Standard finish, black
- Modifications available, call Newark.



Utilibox™ series is the ultimate value in plastic utility boxes.

UTILIBOX™ STYLE E

Mfg. Part No.	Dimensions (in.)			Stock No.	Price Each		
	Length	Width	Height		1-5	6-49	50-99
● CU-789	3.05	2.05	0.9	06M4567	3.64	3.01	2.56
● CU-790	3.08	2.08	1.5	06M4569	3.75	3.10	2.63
● CU-791	3.08	3.08	1.5	91F3939	4.27	3.53	3.00
● CU-792	4.05	1.8	1	05M4070	3.75	3.10	2.63
● CU-793	4.1	2.23	2	06M4572	4.48	3.75	3.38
● CU-794	4.1	2.23	0.9	06M4574	5.31	4.42	4.01
● CU-795	4.47	3.22	2	06M4575	7.08	5.88	5.31

WITH 0.015" RECESSED AREA IN LID

● CUR-793	4.1	2.23	2	06M4589	4.94	4.06	3.64
-----------	-----	------	---	---------	------	------	------

WITH MOLDED-IN MOUNTING BRACKETS

● CU-789-MB	3.05	2.05	0.9	06M4568	3.85	3.19	2.71
● CU-790-MB	3.08	2.08	1.5	06M4570	3.96	3.27	2.78
● CU-791-MB	3.08	3.08	1.5	06M4571	4.48	3.70	3.14
● CU-792-MB	1.8	4.05	1	91F3942	3.75	3.10	2.63
● CU-793-MB	4.1	2.23	2	06M4573	4.48	3.75	3.38
● CU-794-MB	4.1	2.23	0.9	83F3319	5.31	4.42	4.01
● CU-795-MB	4.47	3.22	2	83F3321	7.08	5.88	5.31

WITH MOLDED-IN MOUNTING BRACKETS AND 0.015" RECESSED AREA IN LID

● CUR-793-MB	4.1	2.23	2	06M4590	4.94	4.06	3.64
--------------	-----	------	---	---------	------	------	------

(82481)

UTILIBOX™ STYLE F

- Impact resistant ABS plastic, with UL94-HB flammability rating
- Suggested service temperature -40°C to +80°C
- Includes close-fitting interlocking lid and assembly hardware
- Provisions for mounting horizontal and vertical PCB
- Modifications available, go online or call



UTILIBOX™ STYLE I

- ABS plastic with flammability rating of UL94V-0 at 0.080" thickness
- Suggested service temperature of -20°C to +70°C
- Insert in top for easy modification
- Flush mounted black colored screws
- Internal PCB mounting bosses
- Textured finish, black
- Modifications available, call Newark.



Utilibox™ series is the ultimate value in plastic utility boxes.

UTILIBOX™ STYLE I

Mfg. Part No.	Dimensions (in.)			Stock No.	Price Each		
	L	W	H		1-5	6-49	50-99
● CU-3240	3.33	2.48	1.1	06M4535	5.41	4.53	4.06
● CU-3241	2.54	2.54	1	99B1200	5.10	4.27	3.85
● CU-3242	3.35	3.35	1.35	05M4063	6.14	5.10	4.58
● CU-3243	4.21	2.85	1.1	06M4537	5.93	4.94	4.48
● CU-3244	4.6	3.35	1.35	06M4539	7.08	5.88	5.31
● CU-3245	5.6	3.85	1.35	99B1208	8.22	6.87	6.19

WITH MOLDED-IN MOUNTING BRACKETS

● CU-3240-MB	3.33	2.48	1.1	06M4536	5.41	4.53	4.06
● CU-3241-MB	2.54	2.54	1	99B1201	5.10	4.27	3.85
● CU-3242-MB	3.35	3.35	1.35	99B1203	6.14	5.10	4.58
● CU-3243-MB	4.21	2.85	1.1	06M4538	5.93	4.94	4.48
● CU-3244-MB	4.6	3.35	1.35	99B1207	7.08	5.88	5.31
● CU-3245-MB	5.6	3.85	1.35	06M4540	8.22	6.87	6.19

(82485)

UTILIBOX™ STYLE G

- ABS plastic with flammability rating of UL94V-0 at 0.080" thickness
- Suggested service temperature of -20°C to +70°C.
- Horizontal PCB mounting bosses
- Includes close-fitting interlocking lid and assembly hardware
- Standard finish, black
- Modifications available, call Newark.



UTILIBOX™ STYLE J

- ABS plastic with UL94-HB flammability rating
- Suggested service temperature -40°C to +80°C
- Internal PCB card guides accept both horizontal and vertical boards
- Grid pattern on underside of cover for modification reference points
- Standard finish, black
- Modifications available, call Newark.



Utilibox™ series is the ultimate value in plastic utility boxes.

UTILIBOX™ STYLE J

Mfg. Part No.	Dimensions (in.)			Stock No.	Price Each		
	L	W	H		1-5	6-99	100-199
● CU-1941	3.27	2.13	1.2	99B1194	2.19	1.82	1.67
● CU-1943	5.12	2.68	1.71	99B1195	3.12	2.60	2.34

CONTINUED

NON-METALLIC ENCLOSURES

UTILIBOX™ STYLE J (CONT.)

Mfg. Part No.	Dimensions (in.)			Stock No.	Price Each		
	L	W	H		1-5	6-99	100-199
● CU-1945	6.21	3.76	2.09	99B1196	5.00	4.16	3.75
● CU-1947	7.77	4.45	2.48	99B1197	6.04	5.05	4.53
WITH MOLDED-IN MOUNTING BRACKETS							
● CU-1941-MB	3.27	2.13	1.2	86H5874	2.29	1.93	1.72
● CU-1943-MB	5.12	2.68	1.71	86H5875	3.33	2.76	2.50
● CU-1945-MB	6.21	3.76	2.09	86H5876	5.00	4.16	3.75
● CU-1947-MB	7.77	4.45	2.48	86H5877	6.04	5.05	4.53

(82486)

POWER PLUG BOXES

Just Added



- Integral 125VAC plug
- External mounting flange in base
- Through-hole solder terminals inside of box
- Durable, self-extinguishing, ABS plastic material with UL94-V0 flammability rating
- Internal PCB mounting bosses in base
- Cover is attached to base with four matched screws



Mfg. Part No.	Dimensions (in.) H x W x D	Color	Stock No.	Price Each			
				1-5	6-99	100-199	200-299
● PPB-11860-BK	3.08 x 2.08 x 1.65	Black	09R5077	8.22	6.87	6.19	5.52
● PPB-11860-WT	3.08 x 2.08 x 1.65	White	09R5078	9.36	7.80	7.02	6.24
● PPB-11861-BK	4.11 x 2.23 x 1.65	Black	09R5079	8.32	6.97	6.30	5.57
● PPB-11861-WT	4.11 x 2.23 x 1.65	White	09R5080	10.61	8.84	7.96	7.08

(148684)

USB FLASH DRIVE CASES

Just Added



- Gray color: durable self-extinguishing ABS plastic material with UL94-HB flammability rating
- Clear color: durable self-extinguishing polycarbonate plastic material with UL94-V0 flammability rating
- Smooth textured surfaces with recesses in both halves
- 3-piece snap together design



Mfg. Part No.	Dimensions (in.) H x W x D	Color	Stock No.	Price Each			
				1-5	6-99	100-199	200-299
● USB-7201-C	2.8 x 0.91 x 0.34	Clear	09R6756	2.19	1.82	1.67	1.46
● USB-7201-G	2.8 x 0.91 x 0.34	Gray	09R6757	1.88	1.56	1.41	1.25

(148687)

TRANSPARENT POLYCARBONATE PLASTIC BOXES



- Flame retardant ice blue, infrared or crystal clear translucent polycarbonate
- UL94-V0 flammability rating
- Lap joint construction provides protection against access of dust and splashing water
- 0.062" PC card guides
- Threaded brass inserts with M3 x 10mm Phillips machine screws (ideal for frequent opening/closing)



Series	Dimensions (Inches)		
	H	W	D
1591AT	3.93	1.97	0.82
1591BT	4.41	2.44	1.06
1591CT	4.72	2.55	1.41
1591DT	5.9	3.14	1.8
1591ET	7.47	4.33	2.24

Ice Blue		IR Red		Crystal Clear		Price Each
Mfg. Part No.	Stock No.	Mfg. Part No.	Stock No.	Mfg. Part No.	Stock No.	
● 1591ATBU	84C9912	● 1591ATRD	84C9913	● 1591ATCL	50H6341	7.84
● 1591BTBU	84C9914	● 1591BTRD	84C9915	● 1591BTCL	50H6344	8.51
● 1591CTBU	29C1929	● 1591CTRD	39C9643	● 1591CTCL	50H6347	9.05
● 1591DTBU	84C9916	● 1591DTRD	84C9917	● 1591DTCL	50H6350	13.37
● 1591ETBU	84C9918	● 1591ETRD	84C9919	● 1591ETCL	50H6352	15.98

(72214)

WATERTIGHT ENCLOSURES



ABS Plastic w/ Shallow Lid (Clear Cover)



ABS Plastic w/ Deep Lid (Opaque Cover)



ABS Plastic w/ Deep Lid (Clear Cover)



Polycarbonate w/ Shallow Lid



ABS Plastic w/ Shallow Lid (Opaque Cover)

- Designed to meet IP 65
 - Ideally suited for mounting PC boards or DIN rail mounted components
 - Flammability rating of UL94 HB
 - Gasketed lid with two piece "tongue and groove" construction provides protection against oil, dust and water
 - Rubber gasket is included and must be field installed
 - Lid includes smooth recessed area for membrane, label or silkscreen (see chart below for recess size)
 - Integral stainless steel bushings (for repetitive assembly and disassembly)
 - Lid screws are self captiviting (lid holes are threaded with the first installation of lid screws)
 - Internal DIN rail mounting tabs are molded in
- Lid is secured with self-captivating M3.5 stainless steel machine screws (included). All hardware is stainless steel to avoid corrosion caused by dissimilar metals.

ABS PLASTIC WITH SHALLOW LID

Mfg. Part No.	Dimensions (in.) H x W x D	Body Color	Cover	Stock No.	Price Each		
					1-4	5-14	15+
● RP1025	1.57 x 2.36 x 2.56	Light Gray	Opaque	04N9921	3.32	3.21	3.10
● RP1025C	1.57 x 2.36 x 2.56	Light Gray	Clear	04N9922	3.73	3.61	3.48
● RP1085	1.57 x 2.95 x 4.13	Light Gray	Opaque	04N9927	5.76	5.57	5.37
● RP1085C	1.57 x 2.95 x 4.13	Light Gray	Clear	04N9928	6.78	6.55	6.32
● RP1205	1.57 x 4.13 x 5.71	Light Gray	Opaque	04N9945	8.48	8.20	7.91
● RP1205C	1.57 x 4.13 x 5.71	Light Gray	Clear	04N9947	9.83	9.50	9.17
● RP1095	2.17 x 2.95 x 4.13	Light Gray	Opaque	04N9930	6.28	6.07	5.86
● RP1095C	2.17 x 2.95 x 4.13	Light Gray	Clear	04N9931	7.46	7.21	6.96
● RP1065	2.17 x 3.15 x 3.35	Light Gray	Opaque	04N9924	4.47	4.32	4.17
● RP1065C	2.17 x 3.15 x 3.35	Light Gray	Clear	04N9925	5.10	4.92	4.75
● RP1135	2.17 x 3.35 x 4.92	Light Gray	Opaque	04N9934	6.04	5.84	5.63
● RP1135C	2.17 x 3.35 x 4.92	Light Gray	Clear	04N9934	7.33	7.08	6.84
● RP1175	2.17 x 3.35 x 6.50	Light Gray	Opaque	04N9939	6.80	6.57	6.34
● RP1175C	2.17 x 3.35 x 6.50	Light Gray	Clear	04N9940	8.35	8.07	7.79
● RP1215	2.36 x 4.13 x 5.71	Light Gray	Opaque	04N9949	9.17	8.86	8.55
● RP1215C	2.36 x 4.13 x 5.71	Light Gray	Clear	04N9950	10.69	10.33	9.97
● RP1455	2.36 x 6.50 x 8.66	Light Gray	Opaque	04N9960	14.24	13.76	13.28
● RP1455C	2.36 x 6.50 x 8.66	Light Gray	Clear	04N9961	19.23	18.58	17.93
● RP1245	2.95 x 4.92 x 6.50	Light Gray	Opaque	04N9952	8.35	8.07	7.79
● RP1245C	2.95 x 4.92 x 6.50	Light Gray	Clear	04N9953	10.47	10.11	9.76
● RP1285	2.95 x 5.75 x 7.32	Light Gray	Opaque	04N9955	10.11	9.77	9.43
● RP1285C	2.95 x 5.75 x 7.32	Light Gray	Clear	04N9956	11.25	10.87	10.49
● RP1465	3.35 x 6.50 x 8.66	Light Gray	Opaque	04N9963	15.66	15.13	14.60
● RP1465C	3.35 x 6.50 x 8.66	Light Gray	Clear	04N9964	20.65	19.95	19.26

ABS PLASTIC WITH DEEP LID

● RP1155	3.35 x 3.35 x 4.92	Light Gray	Opaque	04N9936	6.92	6.68	6.45
● RP1155C	3.35 x 3.35 x 4.92	Light Gray	Clear	04N9937	9.12	8.81	8.50
● RP1185	3.35 x 3.35 x 6.50	Light Gray	Opaque	04N9942	7.55	7.30	7.04
● RP1185C	3.35 x 3.35 x 6.50	Light Gray	Clear	04N9943	10.30	9.96	9.61
● RP1385	4.33 x 5.75 x 7.32	Light Gray	Opaque	88M9534	11.67	11.27	10.88
● RP1385C	4.33 x 5.75 x 7.32	Light Gray	Clear	04N9958	13.96	13.49	13.02

POLYCARBONATE WITH SHALLOW LID

● RP1020	1.57 x 2.36 x 2.56	Off White	Opaque	04N9920	4.68	4.52	4.36
● RP1060	2.17 x 3.15 x 3.35	Off White	Opaque	04N9923	7.23	6.98	6.74
● RP1080	1.57 x 2.95 x 4.13	Off White	Opaque	04N9926	8.48	8.20	7.91
● RP1090	2.17 x 2.95 x 4.13	Off White	Opaque	04N9929	9.17	8.86	8.55
● RP1130	2.17 x 3.35 x 4.92	Off White	Opaque	04N9932	9.91	9.57	9.24
● RP1170	2.17 x 3.35 x 6.50	Off White	Opaque	04N9938	11.46	11.07	10.69
● RP1200	1.57 x 4.13 x 5.71	Off White	Opaque	04N9944	12.89	12.46	12.02
● RP1210	2.36 x 4.13 x 5.71	Off White	Opaque	04N9948	13.90	13.43	12.96
● RP1240	2.95 x 4.92 x 6.50	Off White	Opaque	04N9951	15.90	15.36	14.83
● RP1280	2.95 x 5.75 x 7.32	Off White	Opaque	04N9954	18.99	18.35	17.71
● RP1450	2.36 x 6.50 x 8.66	Off White	Opaque	04N9959	24.75	23.91	23.08
● RP1460	3.35 x 6.50 x 8.66	Off White	Opaque	04N9962	27.13	26.22	25.30

▶ CONTINUED ▶

NON-METALLIC ENCLOSURES

WATERTIGHT ENCLOSURES (CONT.)

POLYCARBONATE WITH DEEP LID

Mfg. Part No.	Dimensions (in.) H x W x D	Body Color	Cover	Stock No.	Price Each		
					1-4	5-14	15+
● RP1150	3.35 x 3.35 x 4.92	Off White	Opaque	04N9935	11.67	11.27	10.88
● RP1180	3.35 x 3.35 x 6.50	Off White	Opaque	04N9941	13.61	13.15	12.69
● RP1380	4.33 x 5.75 x 7.32	Off White	Opaque	04N9957	22.49	21.73	20.97

(116684)

MINIATURE HAND-HELD PLASTIC ENCLOSURES

- Ideal for mounting small PC boards or used as potting boxes
- Molded in translucent blue ABS plastic (translucent to blue, white and near white LEDs, readouts and displays)
- Two PC board standoffs molded into interior
- Lap joint construction provides protection against dust and splashing water
- Designed to meet IP54
- Satin texture finish



Just Added

Includes cover and two self-tapping black-plated screws.

Mfg. Part No.	Dimensions (in.) H x W x D	Stock No.	Price Each		
			1-4	5-14	15+
● 1551NTBU	0.59 x 1.38 x 1.38	04N9988	1.09	1.06	1.01
● 1551FTBU	0.59 x 1.38 x 1.97	04N9982	1.22	1.19	1.13
● 1551JTBU	0.59 x 1.38 x 2.36	04N9985	1.35	1.31	1.25
● 1551QTBU	0.59 x 1.58 x 1.58	04N9990	1.15	1.12	1.07
● 1551LTBU	0.59 x 1.58 x 3.15	04N9986	1.41	1.37	1.31
● 1551STBU	0.59 x 1.97 x 1.97	04N9991	1.28	1.24	1.19
● 1551MTBU	0.79 x 1.38 x 1.38	04N9987	1.12	1.09	1.04
● 1551GTBU	0.79 x 1.38 x 1.97	04N9983	1.25	1.21	1.16
● 1551HTBU	0.79 x 1.38 x 2.36	04N9984	1.38	1.34	1.28
● 1551PTBU	0.79 x 1.58 x 1.58	04N9989	1.19	1.16	1.11
● 1551KTBU	0.79 x 1.58 x 3.15	53M2982	1.43	1.39	1.33
● 1551RTBU	0.79 x 1.97 x 1.97	74M9591	1.31	1.27	1.21

HARDWARE

Mfg. Part No.	Description	Stock No.	Price per Pkg.		
			1-4	5-14	15+
● 1551ATS100	#2 x 3/16" Screw, Self-Tapping, Nickel Plated	50B3855	4.18	4.06	3.89

(116669)

ABS PLASTIC ENCLOSURES

- Ideal for mounting PC boards horizontally
- Molded in translucent blue ABS plastic (translucent to blue, white and near white LEDs, readouts and displays)
- Internal sides of enclosure are smooth for easy connector installation
- "Tongue and groove" lid to box construction
- Designed to meet IP54
- Lid and box both contain molded in PC board standoffs
- Integral brass bushings (for repetitive assembly and disassembly)



Includes M3 x 10mm black Phillips machine screws to secure lid.

Mfg. Part No.	Dimensions (in.) H x W x D	Stock No.	Price Each		
			1-4	5-14	15+
● 1591XXATBU	0.8 x 2.0 x 3.9	05N0016	5.19	4.80	4.47
● 1591XXBTBU	1.1 x 2.5 x 4.4	48M6492	5.64	5.22	4.86
● 1591XXCTBU	1.4 x 2.6 x 4.7	05N0017	6.01	5.56	5.17
● 1591XXDTBU	1.8 x 3.2 x 6.0	50M8106	8.86	8.20	7.63
● 1591XXETBU	2.2 x 4.4 x 7.6	53M2981	10.63	9.83	9.15
● 1591XXGTBU	1.2 x 3.7 x 4.8	05N0018	7.10	6.56	6.11
● 1591XXLTBU	1.4 x 2.2 x 3.4	05N0019	5.59	5.17	4.82
● 1591XXMTBU	0.8 x 2.2 x 3.3	05N0020	4.43	4.10	3.82
● 1591XXSTBU	1.6 x 3.2 x 4.3	05N0021	7.58	7.01	6.53
● 1591XXTTBU	2.2 x 3.2 x 4.8	53M2978	8.38	7.75	7.22

(116672)

10

TechCast®
Product
Training

Use the library of online training modules located on our homepage under Useful Tools, with specific guidance for complex solutions.

(148857)

HIGH-IMPACT (FRABS) PLASTIC BOXES




- Smooth thermoplastic/flame-retardant ABS (FRABS) plastic for easy drilling and punching
- UL94V-0 flammability rating at 1.477mm with 60°C continuous-use temperature
- Interlocking lid
- 0.062" PC card guides
- Threaded brass inserts with M3 x 0.5 x 10mm phillips machine screws (ideal for frequent opening/closing)

Series	Dimensions (Inches)			Series	Dimensions (Inches)		
	H	W	D		H	W	D
1591M	3.34	2.2	0.83	1591T	4.72	3.15	2.17
1591L	3.34	2.2	1.38	1591U	4.72	4.72	2.17
1591A	3.93	1.97	0.82	1591V	4.72	4.72	3.54
1591S	4.33	3.23	1.58	1591G	4.75	3.69	1.18
1591B	4.41	2.44	1.06	1591D	5.90	3.14	1.80
1591C	4.72	2.55	1.41	1591H	6.52	2.78	0.98
...	1591E	7.47	4.33	2.24

Black		Blue		Gray		Price Each
Mfg. Part No.	Stock No.	Mfg. Part No.	Stock No.	Mfg. Part No.	Stock No.	
● 1591MBK	83F8762	● 1591MBU	83F8763	● 1591MGY	83F8765	5.48
● 1591LBK	65F1763	● 1591LBU	65F1771	● 1591LGY	95F2545	6.92
● 1591ABK	65F1758	● 1591ABU	65F1766	● 1591AGY	65F1774	6.45
● 1591SBK	87F4236	● 1591SBU	87F4240	● 1591SGY	95F2548	9.38
● 1591BBK	65F1759	● 1591BBU	65F1767	● 1591BGY	65F1775	6.96
● 1591CBK	65F1760	● 1591CBU	65F1768	● 1591CGY	65F1776	7.43
● 1591TBK	87F4237	● 1591TBU	87F4241	● 1591TGY	95F2549	10.36
● 1591UBK	87F4238	● 1591UBU	87F4242	● 1591UGY	95F2550	11.09
● 1591VBK	87F4239	● 1591VBU	87F4243	● 1591VGY	95F2551	13.27
● 1591GBK	90F8207	● 1591GBU	90F8208	● 1591GGY	95F2546	8.78
● 1591DBK	65F1761	● 1591DBU	65F1769	● 1591DGY	65F1777	10.96
● 1591HBK	90F8210	● 1591HBU	90F8211	● 1591HGY	95F2547	8.71
● 1591EBK	65F1762	● 1591EBU	65F1770	● 1591EGY	65F1778	13.14

(6990)

MULTIPURPOSE FLAME RETARDANT ABS PLASTIC ENCLOSURES



- Ideally suited for mounting printed circuit boards horizontally
- Flanged lid is perfect for wall or shelf mounting and enclosure security
- Internal sides of enclosure are smooth for easy connector installation
- Tongue and groove lid to box construction provides protection against environmental elements
- Designed to meet IP54
- Lid and box both contain - four molded in PC board standoffs
- Molded from easy to machine, flame retardant ABS plastic
- ABS plastic material carries a UL flammability rating of 94V-0

Lid is secured with M3 x 10 mm Phillips machine screws, threaded into integral brass bushings. Perfect for applications with repetitive assembly and disassembly are required. Stocked in satin texture black and grey. Black enclosures include black screws, all others - standard nickel finish screws.

Mfg. Part No.	Color	Dimensions (In.)		Stock No.	Price Each		
		H x W x D	1-24		25-49	50-99	
● 1591XXABK	Black	0.8 x 2 x 3.9	74K2753	6.51	5.97	5.49	
● 1591XXAGY	Gray	0.8 x 2 x 3.9	74K2756	6.54	5.99	5.51	
● 1591XXBBK	Black	1.1 x 2.5 x 4.4	74K2757	7.08	6.49	5.97	
● 1591XXBGY	Gray	1.1 x 2.5 x 4.4	74K2760	6.04	5.61	5.15	
● 1591XXCBK	Black	1.4 x 2.6 x 4.7	74K2761	7.53	6.91	6.35	
● 1591XXCGY	Gray	1.4 x 2.6 x 4.7	74K2764	7.53	6.91	6.35	
● 1591XXDBK	Black	1.8 x 3.2 x 6	74K2765	11.11	10.19	9.37	
● 1591XXDGY	Gray	1.8 x 3.2 x 6	74K2768	11.11	10.19	9.37	
● 1591XXEBK	Black	2.2 x 4.4 x 7.6	74K2769	13.33	12.22	11.24	
● 1591XXEGY	Gray	2.2 x 4.4 x 7.6	74K2772	13.33	12.22	11.24	
● 1591XXLBK	Black	1.4 x 2.2 x 3.4	74K2773	7.01	6.43	5.91	
● 1591XXLGY	Gray	1.4 x 2.2 x 3.4	74K2776	7.01	6.43	5.91	
● 1591XXTBK	Black	2.2 x 3.2 x 4.8	74K2777	10.51	9.64	8.86	
● 1591XXTGY	Gray	2.2 x 3.2 x 4.8	74K2780	10.51	9.64	8.86	

FLANGED LID

● 1591XXAFLBK	Black	0.8 x 2 x 3.9	74K2754	5.91	5.48	5.02
● 1591XXAFLGY	Gray	0.8 x 2 x 3.9	74K2755	6.86	6.29	5.79
● 1591XXBFLBK	Black	1.1 x 2.5 x 4.4	74K2758	7.43	6.81	6.26
● 1591XXBFLGY	Gray	1.1 x 2.5 x 4.4	74K2759	6.41	5.94	5.46

➔ CONTINUED ➔

NON-METALLIC ENCLOSURES

MULTIPURPOSE FLAME RETARDANT ABS PLASTIC ENCLOSURES (CONT.)

FLANGED LID

Mfg. Part No.	Color	Dimensions (in.) H x W x D	Stock No.	Price Each		
				1-24	25-49	50-99
● 1591XXCFLBK	Black	1.4 x 2.6 x 4.7	74K2762	7.88	7.23	6.65
● 1591XXCFLGY	Gray	1.4 x 2.6 x 4.7	74K2763	7.88	7.23	6.65
● 1591XXDFLBK	Black	1.8 x 3.2 x 6	74K2766	11.66	10.69	9.83
● 1591XXDFLGY	Gray	1.8 x 3.2 x 6	74K2767	11.66	10.69	9.83
● 1591XXEFLBK	Black	2.2 x 4.4 x 7.6	74K2770	13.63	12.50	11.50
● 1591XXEFLGY	Gray	2.2 x 4.4 x 7.6	74K2771	13.63	12.50	11.50
● 1591XXLFLBK	Black	1.4 x 2.2 x 3.4	74K2774	7.38	6.77	6.23
● 1591XXLFLGY	Gray	1.4 x 2.2 x 3.4	74K2775	7.38	6.77	6.23
● 1591XXTFLBK	Black	2.2 x 3.2 x 4.8	74K2778	11.03	10.11	9.30

(87081)

GENERAL PURPOSE ABS PLASTIC BOXES



- Smooth black general purpose ABS plastic is ideal for labels, silk screens and decals
- interlocking lid
- 0.062" molded PC card guides
- Self-tapping #4 x 1/2" phillips screws
- 0.079" average wall thickness



Mfg. Part No.	Dimensions (in.) H x W x D	Stock No.	Price Each		
			1-24	25-49	50-99
● 1591MSBK	3.34 x 2.20 x 0.83	83F8766	3.71	3.39	3.12
● 1591LSBK	3.34 x 2.20 x 1.38	87F2521	4.41	4.02	3.70
● 1591ASBK	3.93 x 1.97 x 0.82	87F2522	4.10	3.75	3.44
● 1591SSBK	4.33 x 3.23 x 1.58	87F2527	6.00	5.48	5.04
● 1591BSBK	4.41 x 2.44 x 1.06	87F2523	4.45	4.06	3.74
● 1591CSBK	4.72 x 2.55 x 1.41	87F2524	4.69	4.28	3.94
● 1591TSBK	4.72 x 3.15 x 2.17	87F2528	6.59	6.01	5.53
● 1591USBK	4.72 x 4.72 x 2.17	87F2529	7.07	6.45	5.93
● 1591VSBK	4.72 x 4.72 x 3.54	87F2530	8.46	7.73	7.10
● 1591GSBK	4.75 x 3.69 x 1.18	90F8206	5.58	5.10	4.69
● 1591DSBK	5.90 x 3.14 x 1.80	87F2525	7.00	6.39	5.88
● 1591HSBK	6.52 x 2.78 x 0.98	90F8209	5.54	5.06	4.65
● 1591ESBK	7.47 x 4.33 x 2.24	87F2526	8.35	7.63	7.01

(8991)

FLANGED LID (FRABS) PLASTIC BOXES



- Smooth, flame-retardant ABS (FRABS) plastic for easy drilling and punching
- UL94V-0 flammability rating at 1.477mm with 60°C continuous use temperature
- Interlocking flanged lid for easy wall or shelf mounting
- 0.062" PC card guides
- Threaded brass inserts with M3 x 0.5 x 10.4mm phillips machine screws (ideal for frequent opening/closing)



Mfg. Part No.	Dimensions (in.) H x W x D	Stock No.	Price Each		
			1-14	15-24	25-49
● 1591MFLBK	3.34 x 2.20 x 0.83	18C3344	5.84	5.36	4.93
● 1591LFLBK	3.34 x 2.20 x 1.38	18C3305	7.38	6.77	6.23
● 1591SFLBK	4.33 x 3.23 x 1.58	18C3351	9.96	9.14	8.40
● 1591BFLBK	4.41 x 2.44 x 1.06	18C3314	7.43	6.81	6.26
● 1591CFLBK	4.72 x 2.55 x 1.41	18C3317	7.88	7.23	6.65
● 1591TFLBK	4.72 x 3.15 x 2.17	18C3354	11.03	10.11	9.30
● 1591UFLBK	4.72 x 4.72 x 2.17	23C2581	11.81	10.83	9.96
● 1591VFLBK	4.72 x 4.72 x 3.54	23C2583	14.13	12.96	11.92
● 1591GFLBK	4.75 x 3.69 x 1.18	18C3339	9.34	8.56	7.87
● 1591DFLBK	5.90 x 3.14 x 1.80	18C3319	11.66	10.69	9.83
● 1591HFLBK	6.52 x 2.78 x 0.98	27C7923	9.27	8.50	7.82
● 1591EFLBK	7.47 x 4.33 x 2.24	18C3338	13.61	12.48	11.48

(59688)

DIN CLIP



- Designed for mounting enclosures to DIN rails
- Black glass filled nylon (UL94-V0 flammability rating)
- Units are 1.8" long x 0.4" wide
- Sold in packages of 2



Mfg. Part No.	Description	For Use With	Stock No.	Price Each
				1-14
● 1427DINCLIP	DIN Clip	DIN Rail-Mounted Enclosures	50H5703	4.26

(90554)

HAND-HELD ABS PLASTIC ENCLOSURES



- Designed to house PC boards
- Molded in light gray general purpose ABS plastic with a light texture
- Two part construction with both halves having smooth recessed area for membrane, label or silkscreen
- PC board standoffs are molded into both halves of the enclosure
- PC board guides molded into top half (deep lid only)
- Designed to meet IP54
- Includes four M3 assembly screws

DEEP LID

Mfg. Part No.	Dimensions (in.) H x W x D	Stock No.	Price Each		
			1-4	5-14	15+
● RL6015	1.57 x 2.56 x 4.09	04N9882	2.85	2.76	2.67
● RL6035	1.57 x 2.56 x 5.67	04N9883	3.25	3.15	3.04
● RL6055	1.57 x 4.13 x 7.01	04N9884	5.47	5.29	5.12
● RL6065	1.57 x 4.13 x 8.07	04N9885	6.10	5.90	5.71

SHALLOW LID

● RL6105	1.18 x 2.36 x 3.15	04N9886	1.85	1.79	1.73
● RL6215	1.38 x 3.15 x 4.92	04N9890	2.59	2.51	2.42
● RL6115	1.57 x 2.36 x 3.15	04N9888	2.04	1.97	1.90
● RL6225	1.97 x 3.15 x 4.92	04N9892	2.85	2.76	2.67
● RL6335	2.36 x 3.94 x 4.92	04N9894	3.88	3.76	3.63
● RL6435	2.36 x 3.94 x 5.91	04N9898	4.27	4.13	3.99
● RL6555	2.76 x 4.92 x 6.89	04N9903	6.46	6.25	6.04
● RL6655	2.76 x 5.91 x 7.87	04N9907	7.86	7.60	7.35
● RL6365	3.54 x 3.94 x 4.92	04N9896	5.04	4.88	4.71
● RL6465	3.54 x 3.94 x 5.91	04N9900	5.86	5.67	5.48
● RL6585	3.94 x 4.92 x 6.89	04N9905	9.11	8.81	8.51
● RL6685	3.94 x 5.91 x 7.87	04N9909	10.52	10.18	9.84

FLANGED SHALLOW LID

● RL6105-F	1.18 x 2.36 x 3.15	04N9887	2.22	2.15	2.08
● RL6215-F	1.38 x 3.15 x 4.92	04N9891	3.07	2.97	2.87
● RL6115-F	1.57 x 2.36 x 3.15	04N9889	2.47	2.39	2.31
● RL6225-F	1.97 x 3.15 x 4.92	04N9893	3.25	3.15	3.04
● RL6335-F	2.36 x 3.94 x 4.92	04N9895	4.45	4.31	4.17
● RL6435-F	2.36 x 3.94 x 5.91	04N9899	4.87	4.71	4.55
● RL6555-F	2.76 x 4.92 x 6.89	04N9904	7.27	7.04	6.80
● RL6655-F	2.76 x 5.91 x 7.87	04N9908	8.89	8.60	8.31
● RL6365-F	3.54 x 3.94 x 4.92	04N9897	5.69	5.50	5.32
● RL6465-F	3.54 x 3.94 x 5.91	04N9902	6.46	6.25	6.04
● RL6585-F	3.94 x 4.92 x 6.89	04N9906	9.92	9.60	9.28
● RL6685-F	3.94 x 5.91 x 7.87	04N9910	11.51	11.13	10.76

(116676)

NON-METALLIC ENCLOSURES

SOFT-SIDED HAND HELD ENCLOSURES



- Ergonomically designed for hand-held comfort
- Choice of two versions, with or without battery door and compartment and two sizes
- Over molded in general purpose ABS plastic with a soft gray plastic grip
- Top cover is recessed for membrane display or keypad
- PC board standoff's are molded into case
- Includes removable front panel, for easy modifications, and assembly hardware
- Battery door and compartment version includes 4 battery clips (for 2-AA batteries) and a 9V (PP3) battery clip
- Choice of two enclosure colors, light gray (RAL7035) or black (RAL9011), the soft side plastic material is gray (RAL7012)



Mfg. Part No.	Color	H x W x D (in.)	Max. PC Board (L x W)	Stock No.	Price Each		
					1-4	5-14	15+
1553BBK	Black	0.95 x 3.11 x 4.62	4.30 x 2.40	21K5735	7.56		
1553BGY	Gray	0.95 x 3.11 x 4.62	4.30 x 2.40	21K5737	7.56		
1553DBK	Black	0.98 x 3.5 x 5.8	5.48 x 2.65	21K5739	8.12		
1553DGY	Gray	0.98 x 3.5 x 5.8	5.48 x 2.65	21K5741	8.12		

BATTERY DOOR AND COMPARTMENT INCLUDED

1553BBKBAT	Black	0.95 x 3.11 x 4.62	3.08 x 2.40	21K5736	11.33		
1553BGBAT	Gray	0.95 x 3.11 x 4.62	3.08 x 2.40	21K5738	11.33		
1553DBKBAT	Black	0.98 x 3.5 x 5.8	4.21 x 2.65	21K5740	12.46		
1553DGBAT	Gray	0.98 x 3.5 x 5.8	4.21 x 2.65	21K5742	12.46		

(84035)

HAND-HELD ABS PLASTIC ENCLOSURES



- Ergonomically designed for hand-held comfort
- Molded in general purpose ABS plastic with a black overmold, soft plastic grip
- Top cover is recessed for membrane display or keypad
- PC board standoffs are molded into case
- Battery door and compartment version (-BAT suffix) includes 4 battery clips (for 2 AA batteries) and a 9 volt (PP3) battery clip



Includes removable front panel (for easy modifications) and assembly hardware.

Mfg. Part No.	Dimensions (in.) H x W x D	Color	Battery Door	Stock No.	Price Each		
					1-4	5-14	15+
1553BBKBK	0.95 x 3.11 x 4.62	Black	No	04N9992	5.15	4.98	4.77
1553BBKBKBAT	0.95 x 3.11 x 4.62	Black	Yes	04N9993	7.73	7.47	7.16
1553DBKBK	0.98 x 3.50 x 5.80	Black	No	04N9997	5.54	5.35	5.13
1553DBKBKBAT	0.98 x 3.50 x 5.80	Black	Yes	89M4608	8.50	8.21	7.87
1553BRDBK	0.95 x 3.11 x 4.62	Red	No	53M2983	5.15	4.98	4.77
1553BRDBKBAT	0.95 x 3.11 x 4.62	Red	Yes	04N9994	7.73	7.47	7.16
1553DRDBK	0.98 x 3.50 x 5.80	Red	No	04N9998	5.54	5.35	5.13
1553DRDBKBAT	0.98 x 3.50 x 5.80	Red	Yes	04N9999	8.50	8.21	7.87
1553BTBUBK	0.95 x 3.11 x 4.62	Transparent Blue	No	49M0580	5.15	4.98	4.77
1553BTBUBKBAT	0.95 x 3.11 x 4.62	Transparent Blue	Yes	49M0582	7.73	7.47	7.16
1553DTBUBK	0.98 x 3.50 x 5.80	Transparent Blue	No	49M0584	5.54	5.35	5.13
1553DTBUBKBAT	0.98 x 3.50 x 5.80	Transparent Blue	Yes	49M0588	8.50	8.21	7.87
1553BYLBK	0.95 x 3.11 x 4.62	Yellow	No	53M2985	5.15	4.98	4.77
1553BYLBKBAT	0.95 x 3.11 x 4.62	Yellow	Yes	04N9996	7.73	7.47	7.16
1553DYLBK	0.98 x 3.50 x 5.80	Yellow	No	85M2376	5.54	5.35	5.13
1553DYLBKBAT	0.98 x 3.50 x 5.80	Yellow	Yes	05N0001	8.50	8.21	7.87

(116670)

HAND-HELD ABS PLASTIC ENCLOSURES



With Battery Door

Without Battery Door

- Electronic instrument enclosures, ideally suited for mounting PC boards
- Ergonomically designed for a comfortable fit into the user's hand
- Lap joint construction provides protection against dust accumulation and splashing water
- Removable front panel for easy modifications
- Molded in ABS plastic (flammability rating of UL94 HB)

CONTINUED

HAND-HELD ABS PLASTIC ENCLOSURES (CONT.)

- Integral brass bushings (for repetitive assembly and disassembly)
- Both top and bottom halves contain molded-in PC board standoffs
- Designed to meet IP65 (except mfg. part nos. RH3015 and 3055)

Includes M3 self-tapping Philips machine screws to secure lid except mfg. part nos. RH3115 and RH3135 which use self tapping M2.6 screws. The two largest sizes (mfg. part nos. RH3185 and RH3195) include four self adhesive rubber feet for desktop use.


Mfg. Part No.	Dimensions (in.) H x W x D	Battery Door	Stock No.	Price Each		
				1-4	5-14	15+
RH3115	0.98 x 2.36 x 3.94	No	04N9876	2.53	2.45	2.36
RH3005	0.98 x 2.68 x 5.12	Yes	04N9872	4.67	4.51	4.35
RH3015	0.98 x 2.68 x 5.12	Yes	04N9873	3.32	3.21	3.10
RH3135	0.98 x 2.76 x 4.72	No	04N9877	2.95	2.85	2.75
RH3045	1.18 x 2.76 x 4.72	Yes	04N9874	5.45	5.27	5.08
RH3055	1.18 x 2.76 x 4.72	Yes	04N9875	3.90	3.76	3.63
RH3155	1.26 x 3.15 x 6.50	No	04N9878	4.84	4.68	4.52
RH3165	1.26 x 3.94 x 6.50	No	04N9879	5.26	5.08	4.90
RH3195	1.57 x 3.94 x 7.48	No	04N9881	6.62	6.40	6.17
RH3185	1.57 x 5.31 x 7.28	No	04N9880	7.39	7.14	6.89

(116675)

HAND-HELD INSTRUMENT ABS PLASTIC ENCLOSURES



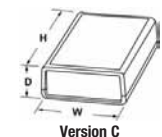
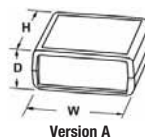
- Electronic instrument enclosures suited for mounting PC boards
- Ergonomically designed for a comfortable fit into the user's hand
- Molded in translucent blue ABS plastic (translucent to blue, white and near white LEDs, readouts and displays)
- Recessed top for membrane display or pad
- Units with battery door use "three snap" door
- Lap joint construction provides protection against dust accumulation and splashing water
- Unit is secured with self tapping black screws
- Mfg. part no. 1593NTBU is specifically designed for smart card readers



Mfg. Part No.	Dimensions (in.) H x W x D	Removable Panels	Battery Door	Stock No.	Price Each		
					1-4	5-14	15+
1593STBU	0.83 x 2.6 x 3.6	1	Yes	05N0025	4.64	4.29	4.00
1593TTBU	0.83 x 2.6 x 4.4	1	Yes	05N0026	5.30	4.90	4.56
1593DTBU	1.0 x 1.4 x 4.5	2	No	05N0022	5.35	4.95	4.61
1593NTBU	1.0 x 2.9 x 4.3	2	No	77M9535	5.16	4.77	4.44
1593JTBU	1.1 x 2.6 x 2.6	0	No	05N0023	3.48	3.22	3.00
1593KTBU	1.1 x 2.6 x 2.6	2	No	61M2456	3.48	3.22	3.00
1593LTBU	1.1 x 2.6 x 3.6	2	No	64M6634	5.00	4.63	4.31
1593PTBU	1.1 x 2.6 x 3.6	1	Yes	05N0024	5.00	4.63	4.31
1593QTBU	1.1 x 2.6 x 4.4	1	Yes	95M9833	5.61	5.19	4.83
1593XTBU	1.1 x 2.6 x 5.5	2	No	05N0027	6.47	5.99	5.58
1593YTBU	1.1 x 2.6 x 5.5	1	Yes	05N0028	6.47	5.99	5.58

(116674)

HAND-HELD CASES



Version A

Version B

Version C

1593 series general-purpose ABS plastic cases available in black or gray. Feature self-tapping screws, lap-joint design and a recess for membrane. Version A: No battery compartment, open at both ends. Version B: No battery compartment, closed at both ends. Version C: Battery compartment, open front, closed rear.

Series	Battery Compartment	Front Open with Panel	Rear Open with Panel	H x W x D
1593K	N	Y	Y	2.6 x 2.6 x 1.1"
1593J	N	N	N	2.6 x 2.6 x 1.1"
1593P	Y	Y	N	3.6 x 2.6 x 1.1"
1593L	N	Y	Y	3.6 x 2.6 x 1.1"
1593N	N	Y	Y	4.3 x 2.9 x 1.0"
1593O	Y	Y	N	4.4 x 2.6 x 1.1"
1593D	N	Y	Y	4.5 x 1.4 x 1.0"
1593Y	Y	Y	N	5.5 x 2.6 x 1.1"
1593X	N	Y	Y	5.5 x 2.6 x 1.1"

Version	Black Mfg. Part No.	Stock No.	Gray Mfg. Part No.	Stock No.	Price Each
A	1593KBK	24B7899	1593KGY	24B7900	3.04
B	1593JBK	95B0645	1593JGY	95B0644	3.04
C	1593PBK	24B7902	1593PGY	24B7903	4.35
A	1593LBK	50H6374	1593LGY	50H6375	3.61
A	1593NBK	86H8058	1593NGY	98H4003	3.73
C	1593QBK	24B7905	4.90
A	1593DBK	84C9920	1593DGY	84C9921	4.67

CONTINUED

NON-METALLIC ENCLOSURES

HAND-HELD CASES (CONT.)

Version	Black Mfg. Part No.	Stock No.	Gray Mfg. Part No.	Stock No.	Price Each
					1-24
C	● 1593YBK	95B0648	● 1593YGY	95B0647	5.66
A	● 1593XBK	95B0652	● 1593XGY	95B0649	5.66

*Due to their low profile design, the 1593S and 1593T models will not accept batteries larger than AAA (13040)

HIGH-IMPACT (FRABS) PLASTIC HAND-HELD CASES



RoHS Compliant Available

Just Added

Molded in flame-retardant, high-impact ABS (FRABS) plastic, meets UL94V-0. Includes integral brass inserts and machine screws (M3 head) providing extra strength for repeated assembly and disassembly. Recessed top panel is ideal for membrane display; lap joint construction provides protection against dust and liquid. Extra-deep top and ultra-shallow base designed to enhance aesthetics and improve flexibility as a "hand-held" instrument. Twelve PCB bosses (six in both top and bottom) and vertical mounting slots (used with optional battery compartment dividers) are molded in. Order battery dividers and belt clips separately; go online or call.

BLACK

Mfg. Part No.	Dimensions (in.) H x W x D	Stock No.	Price Each		
			1-14	15-24	25-49
● 1599BBK	5.12 x 2.56 x 0.98	96F6731	8.38	7.69	7.07
● 1599EBK	6.70 x 3.35 x 1.33	96F6734	10.20	9.36	8.61
● 1599HBK	8.66 x 4.33 x 1.73	96F6737	12.50	11.47	10.54
● 1599KBK	8.66 x 5.51 x 1.58	17C1245	13.39	12.28	11.30

GRAY

● 1599BGY	5.12 x 2.56 x 0.98	96F6732	8.38	7.69	7.07
● 1599EGY	6.70 x 3.35 x 1.33	96F6735	10.20	9.36	8.61
● 1599HGY	8.66 x 4.33 x 1.73	96F6738	12.50	11.47	10.54
● 1599KGY	8.66 x 5.51 x 1.58	18C1955	13.39	12.28	11.30

HIGH-IMPACT GENERAL PURPOSE ABS HAND-HELD CASES

Same features as above except molded-in gray general purpose ABS plastic with self-tapping #4 x 1/2 flathead screws. Perfect where economy is important and where repetitive assembly and disassembly is not vital. Available in gray only. Order battery dividers and belt clips separately; go online or call.

Mfg. Part No.	Dimensions (in.) H x W x D	Stock No.	Price Each		
			1-14	15-24	25-49
● 1599BSGY	5.12 x 2.56 x 0.98	96F6733	6.38	5.85	5.38
● 1599ESGY	6.7 x 3.35 x 1.33	96F6736	7.19	6.59	6.06
● 1599HSGY	8.66 x 4.33 x 1.73	96F6739	8.25	7.57	6.96
● 1599KSGY	1.6 x 5.5 x 8.66	18C1957	11.20	10.27	9.45

BELT/POCKET CLIPS

Includes 2 nylon screws and mounting template.

Mfg. Part No.	Color	Stock No.	Price Each		
			1-4	5-9	10-24
● 1599CLIP	Black	97F9367	0.89	0.82	0.79
● 1599CLIPGY	Gray	98B0374	0.91	0.88	0.84

ABS PLASTIC BATTERY ENCLOSURES

RoHS Compliant Available

Molded from flame retardant ABS plastic; meets UL 94V-0. Styled for use as a hand-held instrument enclosure. 2-piece, lap joint construction provides protection against dust accumulation and splashing water. Recessed top panel for membrane display or pad. 2 keyhole knockouts facilitate wall mounting. Includes 4 machine screws. Meet IEC enclosure IP54 classification. Order enclosure battery holder kits separately; go online or call.



1599 Battery Style

Mfg. Part No.	Color	Dimensions (in.) H x W x D*	Stock No.	Price Each		
				1-14	15-24	25-49
● 1599BBKBAT	Black	5.12 x 2.56 x 0.97	01F2255	10.59	9.72	8.93
● 1599EBKBAT	Black	6.69 x 3.34 x 1.33	01F2256	12.59	11.55	10.62
● 1599BGYBAT	Gray	5.12 x 2.56 x 0.97	01F2253	10.59	9.72	8.93
● 1599EGYBAT	Gray	6.69 x 3.34 x 1.33	01F2254	12.59	11.55	10.62

*Assembled depth - includes lid (16927)

HAND HELD CONDUCTIVE PLASTIC ENCLOSURES

RoHS Compliant Available



- Designed for EMI/RFI shielding applications
- UL 94V-0 flammability rating
- Ergonomically designed for use as a hand-held instrument enclosure
- Recessed top for membrane display or pad
- Designed to meet IP54

1599RFI series is molded from a compound of stainless steel fibers and flame retardant ABS plastic. The lap joint construction provides protection against dust accumulation and splashing water. Lid is secured with Phillips machine screws threaded into tapped integral brass bushings. Ideal for applications where repetitive assembly and disassembly are required. Two keyhole knockouts are molded into the inside of the base to facilitate wall mounting installation. Black with matte textured finish.

Mfg. Part No.	Battery Door	Dimensions (in.) H x W x D	Stock No.	Price Each	
				1-9	10-99
● 1599RFIHBK	N	1.73 x 4.33 x 8.66	53K7796	26.04	21.74
● 1599RFIKBK	N	1.60 x 5.50 x 8.66	53K7798	31.19	26.04
● 1599RFIEBKBAT	Y	1.33 x 3.35 x 6.70	53K7795	20.46	17.08
● 1599RFIHBKBAT	Y	1.73 x 4.33 x 8.66	53K7797	27.75	23.17

HEAVY-DUTY (FRABS) PLASTIC BOXES

RoHS Compliant Available



- Matte textured, thermoplastic/flame retardant high-impact ABS (FRABS) for easy punching and drilling
- UL94V-0 Flammability rating at 1.77mm with 60°C continuous temperature
- countersunk lid
- Threaded brass inserts with M3 x 0.5 x 18mm philips machine screws
- Average wall thickness: 0.124"
- Ideal for frequent opening/closing

Removable PC card guides and watertight versions also available; go online or call.

Mfg. Part No.	Color	Dimension (in.) H x W x D	Stock No.	Price Each		
				1-14	15-24	25-49
● 1594ABK	Black	2.17 x 2.17 x 1.10	90F8222	6.69	6.34	6.19
● 1594BBK	Black	3.15 x 2.17 x 1.10	90F8224	8.97	8.22	7.56
● 1594CBK	Black	4.13 x 2.56 x 1.30	90F8226	11.03	10.11	9.30
● 1594DBK	Black	5.12 x 2.56 x 1.70	90F8228	13.13	12.04	11.08
● 1594EBK	Black	6.50 x 4.13 x 2.09	90F8230	16.17	14.83	13.64
● 1594AGY	Gray	2.17 x 2.17 x 1.10	96F4817	8.58	7.86	7.23
● 1594BGY	Gray	3.15 x 2.17 x 1.10	96F4818	8.97	8.22	7.56
● 1594CGY	Gray	4.13 x 2.56 x 1.30	96F4819	11.03	10.11	9.30
● 1594DGY	Gray	5.12 x 2.56 x 1.70	96F4820	13.13	12.04	11.08
● 1594EGY	Gray	6.50 x 4.13 x 2.09"	96F4821	16.17	14.83	13.64

HEAVY DUTY CONDUCTIVE PLASTIC ENCLOSURES

RoHS Compliant Available



- Designed for EMI/RFI shielding applications
- UL 94V-0 flammability rating
- Rugged electronic instrument enclosures
- Heavy duty thick wall design, .13" (3.3mm) thickness
- Designed to meet IP54

1594RFI series is molded from a compound of stainless steel fibers and flame retardant ABS plastic, the thick wall design is suited for mounting printed circuit boards. Countersunk lid is secured with four M3 x 0.5-0.71" (18mm) long, Phillips machine screws threaded into integral brass bushings. Ideal for applications where repetitive assembly and disassembly are required. Black with matte textured finish.

Mfg. Part No.	Dimensions (in.) H x w x D	Stock No.	Price Each		
			1-9	10-99	100-249
● 1594RFIABK	1.1 x 2.2 x 2.2	53K7774	13.56	11.32	10.47
● 1594RFIBBK	1.1 x 2.2 x 3.2	53K7775	14.69	12.27	11.34
● 1594RFICBK	1.3 x 2.6 x 4.1	53K7776	18.24	15.23	14.08
● 1594RFIEBK	2.1 x 4.2 x 6.6	53K7778	32.35	27.01	24.97

NON-METALLIC ENCLOSURES

SEALED LID ENCLOSURES



- Designed to meet IP65
- Gasketed lid with two piece "tongue and groove" construction provides protection against oil, dust and water
- Molded in light gray general purpose ABS plastic with a light texture (flammability rating of UL94 HB)
- Two part styled lid construction with top half having smooth recessed area for membrane, label or silkscreen
- PC board standoffs are molded into the bottom (two smallest sizes) and molded into both halves of the enclosure (two largest sizes)
- Lid screws are self captivating (lid holes are threaded with first installation of lid screws)



Includes four M4 assembly screws to secure lid and four short M3 self-tapping screws or PC board standoffs.

Mfg. Part No.	Dimensions (in.) H x W x D	Stock No.	Price Each		
			1-4	5-14	15+
● RS5105S	2.17 x 4.13 x 4.13	04N9965	5.05	4.88	4.66
● RS5305S	3.07 x 4.13 x 6.50	04N9966	6.91	6.67	6.38
● RS5705	3.74 x 7.87 x 9.84	04N9967	27.96	26.98	25.81
● RS5805	5.12 x 7.87 x 9.84	04N9968	30.46	29.40	28.12

(116683)

MINI PLASTIC BOXES



Non-Flanged Lid

Flanged Lid

Mfg. part no. 1551 mini-boxes are molded from economical ABS plastic, featuring satin-textured finish, 2 PC board standoffs molded into interior, lap joint lid construction and assembled with 2 self-tapping Phillips screws.

NON-FLANGED LID

Dimensions (in.) H x W x D	Gray		Black		Price Each	
	Mfg. Part No.	Stock No.	Mfg. Part No.	Stock No.	1-24	25-49
0.59 x 1.38 x 1.38	● 1551NGY	53K7865	● 1551NBK	53K7862	1.28	1.22
0.79 x 1.38 x 1.38	● 1551MGY	53K7861	● 1551MBK	53K7858	1.31	1.25
0.59 x 1.58 x 1.58	● 1551QGY	53K7873	● 1551QBK	53K7870	1.35	1.29
0.79 x 1.58 x 1.58	● 1551PGY	53K7869	● 1551PBK	53K7866	1.39	1.32
0.59 x 1.38 x 1.97	● 1551FGY	53K7850	● 1551FBK	53K7847	1.42	1.35
0.59 x 1.97 x 1.97	● 1551SGY	53K7881	● 1551SBK	53K7878	1.49	1.43
0.79 x 1.38 x 1.97	● 1551GGY	83F8733	● 1551GBK	83F8732	1.77	1.72
0.79 x 1.97 x 1.97	● 1551RGY	53K7877	● 1551RBK	53K7874	1.53	1.46
0.79 x 1.38 x 2.36	● 1551HGY	83F8737	● 1551HBK	83F8736	1.95	1.90
0.59 x 1.58 x 3.15	● 1551LGY	53K7857	● 1551LBK	53K7854	1.64	1.56
0.79 x 1.58 x 3.15	● 1551KGY	83F8741	● 1551KBK	83F8740	2.03	1.97

FLANGED LID

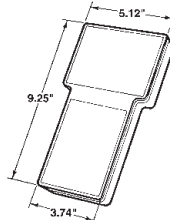
0.59 x 1.38 x 1.38	● 1551NFLGY	53K7864	● 1551NFLBK	53K7863	1.28	1.22
0.79 x 1.38 x 1.38	● 1551MFLGY	53K7860	● 1551MFLBK	53K7859	1.31	1.25
0.59 x 1.58 x 1.58	● 1551QFLGY	53K7872	● 1551QFLBK	53K7871	1.63	1.58
0.59 x 1.38 x 1.97	● 1551FFLGY	53K7849	● 1551FFLBK	53K7848	1.42	1.35
0.79 x 1.97 x 1.97	● 1551RFLGY	53K7876	● 1551RFLBK	53K7875	1.52	1.46
0.59 x 1.38 x 2.36	● 1551JFLGY	53K7853	● 1551JFLBK	53K7852	1.56	1.49
0.59 x 1.58 x 3.15	● 1551LFLGY	53K7856	● 1551LFLBK	53K7855	1.64	1.56

(34480)

DISPLAY MODULE T PLASTIC HAND-HELD CASE AND ACCESSORIES



Molded in flame-retardant ABS (FRABS) thermoplastic (easy to drill and punch), UL 94V-0 rating. 2-piece tongue-and-groove construction provides protection against dust and liquids designed to meet IEC enclosure IP54 classification. With optional gasket and sealing feet, the unit is designed to meet IEC enclosure IP65 classification. Units are assembled using machine kit screws into threaded brass inserts. Ideal for repetitive assembly and disassembly. Mounting bosses are molded in for display and PC board mounting. "S" in mfg. part no. indicates solid display area, 4.8 x 4" (122 x 87); "C" in mfg. part no. indicates an open display area with a clear polycarbonate lens, 4.0 x 1.77" or (102 x 45) with a plain Mylar mask kit. The keypad area is recessed, ideal for membrane panels 3.4 x 4.68" (87 x 119) on both versions. Units are 1.35" thick, including lid.



Mfg. Part No.	Description	Stock No.	Price Each	
			1-5	6-14
● 1592ETSDBK	Case w/Solid Display Area, Black	97F9433	9.92	9.65
● 1592ETCDBK	Case w/Open Display and Lens Kit, Black	97F9435	11.30	11.00
● 1592ETG	Gasket Kit (30")	97F9437	2.02	1.97
● 1592ETRF	Rubber Feet (package of 6)	97F9439	2.40	2.33

(6912)

PLASTIC (FRABS) INSTRUMENT CONSOLES



- Consoles molded in smooth ABS (FRABS) thermoplastic for easy drilling and punching
- Vertical 0.04" aluminum panel (paper-covered on 1 side)
- 0.062" PC card guides
- Threaded brass inserts with M3 x 0.5 x 8mm (0.31") philips pan head screws
- 4 rubber feet
- UL94V-0 rating
- Ideal for frequent opening/closing
- Suffix BK in Mfg. part no. indicates black; Suffix GY indicates gray




Mfg. Part No.	Dimensions (in.) H x W x D	Stock No.	Price Each		
			1-14	15-24	25-49
● 1595CBK	3.78 x 6.35 x 2.28	97F9445	13.31	12.20	11.22
● 1595CGY	3.78 x 6.35 x 2.28	98F553	13.31	12.20	11.22
● 1595EBK	5.12 x 8.47 x 2.95	97F9586	16.47	15.11	13.89
● 1595EGY	5.12 x 8.47 x 2.95	94F4797	16.47	15.11	13.89

(6914)

PLASTIC (FRABS) INSTRUMENT CASES WITH ALUMINUM PANEL



- Matte textured, thermoplastic flame-retardant ABS (FRABS) for easy punching and drilling
- UL94V-0 flammability rating at 1.77mm and 60°C continuous temperature
- 2-piece tongue-and-groove construction with 0.64" thick brushed aluminum panels at front and rear
- Molded-in PC board mounts on eurocard centers
- Threaded brass inserts with M3 x 0.5 x 10mm machine screws
- Ideal for repetitive assembly and disassembly



BLACK

Mfg. Part No.	Color	Dimensions (in.) H x W x D	Stock No.	Price Each	
				1-14	15-24
● 1598ABK	Black	1.42 x 3.7 x 6.18	87F2513	12.87	11.80
● 1598BBK	Black	1.96 x 5.31 x 5.28	87F2515	14.13	12.96
● 1598BBBK	Black	1.42 x 6.06 x 7.05	24B7989	14.33	13.14
● 1598CBK	Black	2.04 x 6.1 x 7.09	87F2517	17.67	16.20
● 1598DBK	Black	2.52 x 8.11 x 7.09	87F2519	21.57	19.78
● 1598EBK	Black	3.38 x 6.3 x 6.3	90F8212	21.23	19.47
● 1598FBK	Black	1.58 x 6.3 x 9.84	90F8214	22.66	20.78
● 1598GBK	Black	3 x 6.3 x 9.84	90F8216	26.56	24.36
● 1598HBK	Black	1.58 x 7.87 x 11.02	90F8218	27.87	25.56
● 1598JBK	Black	3 x 7.87 x 11.02	90F8220	34.55	31.68
● 1598BGY	Gray	1.96 x 5.31 x 5.28	95F2653	14.13	12.96
● 1598DGY	Gray	2.52 x 8.11 x 7.09	95F2655	21.57	19.78
● 1598EGY	Gray	3.38 x 4.72 x 3.54	95F2656	21.23	19.47
● 1598GGY	Gray	3 x 6.3 x 9.84	95F2658	26.56	24.36
● 1598JGY	Gray	3 x 7.87 x 11.02	95F2660	34.55	31.68

(6983)

INSTRUMENT ENCLOSURES



- Designed to house PC boards for instrument use
- Molded in light gray general purpose ABS plastic (flammability rating of UL94 HB)
- Two-part clam shell construction with bottom halves having molded-in PC board standoffs
- Front and rear panels are interchangeable and removable for modifications
- "Tongue and groove" construction provides protection against dust & water
- Designed to meet IP43
- Threaded integral brass bushings (for repetitive assembly and disassembly)



All units are secured with M3 Phillips machine screws except mfg. part nos. RM2015S and RM2055S which use self-tapping Phillips screws. Larger enclosures also include PC board standoffs on the top half (four short M3 screws included).

Mfg. Part No.	Dimensions (in.) H x W x D	Stock No.	Price Each		
			1-4	5-14	15+
● RM2015S	1.18 x 3.94 x 5.12	04N9913	3.08	2.97	2.84
● RM2055S	1.18 x 5.51 x 7.48	04N9916	5.08	4.90	4.69
● RM2015M	1.97 x 3.94 x 5.12	04N9912	4.42	4.27	4.08
● RM2055M	1.97 x 5.51 x 7.48	04N9915	6.71	6.48	6.19
● RM2095S	1.97 x 7.09 x 9.84	04N9919	9.64	9.31	8.90
● RM2015L	2.76 x 3.94 x 5.12	04N9911	5.74	5.54	5.30
● RM2055L	2.76 x 5.51 x 7.48	04N9914	8.08	7.80	7.46
● RM2095M	2.95 x 7.09 x 9.84	04N9918	10.49	10.12	9.68
● RM2095L	3.94 x 7.09 x 9.84	04N9917	11.14	10.75	10.29

(116676)

NON-METALLIC ENCLOSURES

GENERAL PURPOSE ABS INSTRUMENT CASES WITH PLASTIC PANEL



Mfg. part no. 1598 general purpose ABS enclosures are molded with the same features as the plastic (ABS) versions except in matte-textured general purpose ABS plastic. Units are assembled with self-tapping screws, perfect where economy is important and where repetitive assembly and disassembly are not vital. Color: Gray with black plastic end panels.



Mfg. Part No.	Dimension (in.) H x W x D	Stock No.	Price Each	
			1-14	15-24
● 1598ASGYPBK	1.42 x 3.7 x 6.18	01F2243	9.13	8.39
● 1598BSGYPBK	1.96 x 5.31 x 5.28	01F2245	10.26	9.42
● 1598BSBSGYPBK	7.05 x 6.06 x 1.42	01F2244	11.65	10.70
● 1598CSGYPBK	2.04 x 6.1 x 7.09	01F2246	12.03	11.05
● 1598DSGYPBK	2.52 x 8.11 x 7.09	01F2247	14.39	13.22
● 1598ESGYPBK	3.38 x 6.3 x 6.3	01F2248	14.35	13.18
● 1598FSGYPBK	1.58 x 6.3 x 9.84	01F2249	13.99	12.85
● 1598GSGYPBK	3 x 6.3 x 9.84	01F2250	16.42	15.09
● 1598JSGYPBK	3 x 7.87 x 11.02	01F2252	19.14	17.58

(34679)

FLANGED ABS ENCLOSURES



- Easily punched or drilled for individual requirements
- Loose-fitting base may be secured in place when box is clamped to panel or bulkhead through fixing holes
- Base may be riveted to box flange to form a tamperproof housing
- Available in matte black finish
- Nominal wall thickness: 2mm



Mfg. Part No.	Dim. (mm)			Base (mm)	Fixing Holes	Stock No.	Price Each		
	H	W	D				1-99	100-249	250-499
● PBL2	32	84	72	105 x 71	2	07WX0685	2.18	1.80	1.65
● PBL3	46	84	64	115 x 64	6	07WX0686	2.35	1.93	1.77
● PBL7	42	100	95	112 x 120	3	07WX0687	3.14	2.59	2.38

(103011)

MULTIPURPOSE ABS ENCLOSURES



- Tongue and groove sealing system with neoprene gasket
- Designed to IP65 specifications
- Internal guide slots for mounting PC Board assemblies vertically or horizontally
- M-4 stainless steel (non-magnetic) screws into threaded brass inserts
- Easily drilled or punched
- High impact ABS material molded in dark gray color
- Operating temp. range: -20°C to 100°C



Mfg. Part No.	Dim. (mm)			Stock No.	Price Each		
	H	W	D		1-49	50-99	100-249
● G302	58	64	35	97K0794	3.00	2.47	2.27
● G304	65	115	40	97K0795	4.51	3.71	3.41
● G308	65	115	55	97K0796	5.12	4.21	3.87
● G311	90	115	55	97K0797	5.61	4.62	4.24
● G313	121	171	55	97K0798	7.67	6.32	5.80
● G317	146	222	55	97K0799	10.84	8.93	8.19
● G331	115	90	80	24M2458	7.56	6.22	5.71
● G340	121	171	40	97K0800	9.71	7.99	7.34
● G346	80	195	45	97K0801	8.52	7.01	6.44
● G353	146	222	75	97K0802	12.96	10.67	9.80
● G362	50	52	35	24M2459	2.82	2.32	2.13
● G366	80	82	55	24M2460	4.89	4.02	3.69
● G368	160	80	55	24M2461	8.11	6.68	6.13
● G373	200	120	75	24M2463	10.70	8.81	8.08
● G386	120	120	60	24M2464	8.72	7.18	6.59
● G387	120	120	90	24M2465	9.30	7.66	7.03
● G396	160	160	60	24M2466	12.85	10.58	9.71
● G399	160	160	90	24M2467	14.09	11.60	10.65

(103012)

ABS POTTING ENCLOSURES



- Easily punched or drilled
- Available in molded black ABS
- Nominal wall thickness: 1mm



Mfg. Part No.	Dim. (mm)			Stock No.	Price Each		
	H	W	D		1-249	250-499	500-999
● PB1	15	30	20	07WX0688	0.57	0.43	0.38
● PB2	20	40	40	07WX0689	0.79	0.61	0.55
● PB4	35	70	50	07WX0691	1.33	1.06	0.97
● PB5	25	100	50	07WX0692	1.41	1.09	0.99

(103013)

PC BOARD GUIDE ENCLOSURES



- Lid is retained by 4 self-tapping screws
- Vertical PC Board slots and integral standoffs provided in both halves of box
- Vertical PC Board guides and bosses molded in lid and base of box
- Molded in ABS with a matte finish



Mfg. Part No.	Dim. (mm)			Nominal Wall Thickness (mm)	Color	Stock No.	Price Each		
	H	W	D				1-49	50-99	100-249
● AB77	36	178	122	3	Black	23WX3113	5.53	4.55	4.18
● AB77W	36	178	122	3	White	23WX3116	5.53	4.55	4.18
● AB78	55	178	122	3	Black	23WX3114	6.03	4.96	4.56
● AB78W	55	178	122	3	White	23WX3117	6.03	4.96	4.56
● AB88	74	178	122	3	Black	23WX3115	6.66	5.48	5.03
● AB88W	74	178	122	3	White	23WX3118	6.66	5.48	5.03
● AB910W	65	240	190	4	White	37K8835	11.71	10.68	9.81

(103015)

MULTIPURPOSE ABS ENCLOSURES



- Integral PC Board guides (except MB6, MB6W and MB6G)
- Lid retained by M3.5 screws into brass inserts
- MB4 and MB6 lids retained by 6 x 4 BA screws into brass inserts
- Molded in ABS to give maximum strength but can be easily punched or drilled
- MB1, MB2, MB3, MB5 and MB8 have polished finish
- MB4, MB6 and MB7 have matte finish



Mfg. Part No.	Dim. (mm)			Nominal Wall Thickness (mm)	Color	Stock No.	Price Each		
	H	W	D				1-49	50-99	100-249
● MB1	40	79	61	1.5	Black	07WX0662	3.78	3.11	2.85
● MB2	41	100	76	1.5	Black	07WX0665	4.24	3.49	3.21
● MB3	45	118	98	1.5	Black	07WX0668	4.65	3.83	3.51
● MB4	85	216	130	4	Black	07WX0671	9.08	7.44	6.83
● MB5	60	150	100	2.5	Black	07WX0673	8.14	6.70	6.15
● MB6	64	220	150	3	Black	07WX0676	10.63	8.75	8.03
● MB7	83	177	120	2.5	Black	07WX0678	8.87	7.31	6.71
● MB8	50	150	80	2.5	Black	07WX0680	5.65	4.65	4.27
● MB1W	40	79	61	1.5	White	07WX0664	3.64	3.00	2.75
● MB2W	41	100	76	1.5	White	07WX0667	4.10	3.38	3.10
● MB3W	45	118	98	1.5	White	07WX0670	4.65	3.83	3.51
● MB4W	85	216	130	4	White	07WX0672	12.61	11.51	10.56
● MB5W	60	150	100	2.5	White	07WX0675	6.53	5.38	4.94
● MB6W	64	220	150	3	White	07WX0677	10.63	8.75	8.03
● MB7W	83	177	120	2.5	White	07WX0679	8.87	7.31	6.71
● MB8W	50	150	80	2.5	White	07WX0681	5.65	4.65	4.27
● MB1G	40	79	61	1.5	Gray	07WX0663	3.64	3.00	2.75
● MB2G	41	100	76	1.5	Gray	07WX0666	4.10	3.38	3.10
● MB3G	45	118	98	1.5	Gray	07WX0669	4.65	3.83	3.51
● MB5G	60	150	100	2.5	Gray	07WX0674	6.53	5.38	4.94
● MB8G	50	150	80	2.5	Gray	46WX2502	4.97	4.08	3.75
● MB6G	64	220	150	3	Gray	46WX2500	10.63	8.75	8.03
● MB7G	83	177	120	2.5	Gray	46WX2501	8.87	7.31	6.71

(103026)

NON-METALLIC ENCLOSURES

ABS POTTING ENCLOSURES



- Fixing lugs are provided making them ideal for terminal covers
- Molded in gray ABS but can be easily punched or drilled

Mfg. Part No.	Dim. (mm)			Nominal Wall Thickness (mm)	Stock No.	Price Each		
	H	W	D			1-99	100-249	250-499
● GPL05	19	36	24	1	46WX2033	0.84	0.65	0.59
● GPL1	24	50	30	1.5	07WX0660	0.87	0.67	0.61
● GPL2	27	55	42	2	07WX0661	1.19	0.93	0.84

(103027)

MINIATURE ABS ENCLOSURES



- Lid is retained by four countersunk self-tapping screws
- Molded in ABS to give maximum strength but can be easily punched or drilled
- Boxes have an overall matte finish

Mfg. Part No.	Dim. (mm)			Nominal Wall Thickness (mm)	Color	Stock No.	Price Each		
	H	W	D				1-99	100-249	250-499
● T2	25	75	56	1.5	Black	46WX3609	1.97	1.62	1.49
● T2W	25	75	56	1.5	White	46WX3623	1.97	1.62	1.49
● T2G	25	75	56	1.5	Light Gray	46WX3622	1.97	1.62	1.49
● T3	27	75	51	1.5	Black	07WX0700	1.97	1.62	1.49
● T3W	27	75	51	1.5	White	07WX0702	1.97	1.62	1.49
● T3G	27	75	51	1.5	Light Gray	07WX0701	1.97	1.62	1.49
● HBT4	24	113	59	1.75	Black	38K1814	2.43	2.00	1.84

(103028)

MINIATURE ABS ENCLOSURES



- Lid is retained by four countersunk self-tapping screws
- Molded in ABS to give maximum strength but can be easily punched or drilled
- Boxes have on overall matte finish
- Nominal wall thickness: 1.75mm

Mfg. Part No.	Dimensions (mm)			Color	Stock No.	Price Each		
	H	W	D			1-99	100-249	250-499
● HBT3	25.5	73.5	51	Black	46WX2052	1.84	1.52	1.40
● HBT3W	25.5	73.5	51	White	46WX2053	1.84	1.52	1.40

(103029)

MULTIPURPOSE ABS ENCLOSURES




- Lid is retained by 4 x 3.5mm countersunk plated screws into brass inserts
- PC Board slots are provided in the base of BM12W and in both halves of BM22W
- Molded in ABS with a polished white finish
- Nominal wall thickness: 3mm

Mfg. Part No.	Dimensions (mm)			Color	Stock No.	Price Each		
	H	W	D			1-49	50-99	100-249
● BM11W	30	143	82	Black	07WX0657	4.61	3.79	3.48
● BM12W	44	143	82	Black	07WX0658	4.65	3.83	3.51
● BM22W	58	143	82	Black	07WX0659	5.11	4.21	3.86

(103030)

ABS ENCLOSURES



- Easily punched or drilled
- Slotted fixing lugs
- Molded in black ABS
- Nominal wall thickness: 2.5mm

Mfg. Part No.	Dimensions (mm)			Stock No.	Price Each		
	H	W	D		1-99	100-249	250-499
● PBL04	42	42	40	07WX0682	1.70	1.36	1.24
● PBL06	34	66	50	07WX0683	1.76	1.45	1.33
● PBL1	31	58	58	07WX0684	1.76	1.45	1.33

(103031)

WEATHERPROOF ENCLOSURES



- Flame retardant according to UL94V-0
- Internal PC Board mounting pillars
- Recessed area in top covers for labels, etc.
- Fixings supplied
- Available in gray finish

ABS

Mfg. Part No.	Dim. (mm)			Stock No.	Price Each		
	H	W	D		1-49	50-99	100-249
● MCRP1025	40	65.5	60.5	74M3053	4.31	3.55	3.26
● MCRP1065	55	85	80	74M3055	5.61	4.62	4.24
● MCRP1135	55	125.5	85.5	74M3057	7.33	6.03	5.54
● MCRP1155	85	125.5	85.5	74M3059	8.58	7.07	6.49
● MCRP1175	55	165.5	85.5	74M3061	8.71	7.17	6.58
● MCRP1185	85	165.5	85.5	74M3063	9.63	7.93	7.28
● MCRP1245	75	165.5	125.5	74M3065	10.80	8.89	8.16
● MCRP1285	75	185.5	146.5	74M3067	11.63	10.61	9.74

POLYCARBONATE

● MCRP1020	40	65.5	60.5	74M3052	6.07	5.00	4.59
● MCRP1060	55	85	80	74M3054	9.17	7.55	6.93
● MCRP1130	55	125.5	85.5	74M3056	10.88	9.93	9.11
● MCRP1170	55	165.5	85.5	74M3060	13.18	12.03	11.04
● MCRP1240	75	165.5	125.5	74M3064	18.58	16.95	15.56
● MCRP1280	75	185.5	146.5	74M3066	19.95	18.31	16.85

WALL MOUNTING KIT

Mfg. Part No.	Description	Stock No.	Price Each		
			1-99	100-249	250-499
● MCMF0041	Includes 4 Fixing Screws, 4 Mounting Screws, 4 Plastic Wall Inserts	74M3030	1.80	1.44	1.31

(103032)

HAND-HELD ABS ENCLOSURES



- Integral PP3 battery compartment accessible by a separate removable cover
- Clip-in battery terminals supplied
- Pocket clip can be fixed to the case by the two self-tapping screws supplied
- Four integral location pegs and sockets to hold a 64 x 56mm PC Board in place
- Molded in high-impact ABS

Mfg. Part No.	Dim. (mm)			Color	Stock No.	Price Each		
	H	W	D			1-49	50-99	100-249
● BC2	23	62	103	Black	07WX0653	6.07	5.00	4.59
● BC2LG	23	62	103	Gray	07WX0654	6.07	5.00	4.59

(103040)

Designing a signal acquisition system?

See our huge selection of analog & mixed signal semiconductors in this catalog and online.

(148858)

NON-METALLIC ENCLOSURES

HAND-HELD ABS ENCLOSURES



- Choice of Black or Bone ABS
- Available with recessed or flush top
- 4 AA, 2 AA, 1 9V or no battery options



Recessed Top

Flush Top

Order protective boots separately on this page.

RECESSED TOP — 7.50H x 4.00W x 1.29"D

Black		Bone		Accepts Battery Type	Price Each
Mfg. Part No.	Stock No.	Mfg. Part No.	Stock No.		
● 100-42-NO-R-BL	01J2393	● 100-42-NO-R-BO	01J2394	...	8.17
● 100-42-4A-R-BL	01J2401	● 100-42-4A-R-BO	01J2402	AA	8.77
● 100-42-9V-R-BL	01J2405	● 100-42-9V-R-BO	01J2406	9V	8.81

FLUSH TOP — 7.50H x 4.00W x 1.29"D

● 100-42-NO-F-BL	01J2391	● 100-42-NO-F-BO	01J2392	...	8.99
------------------	-------------------------	------------------	-------------------------	-----	------

RECESSED TOP — 5.70H x 3.60W x 1.29"D

● 90-43-NO-R-BL	01J2535	● 90-43-NO-R-BO	01J2536	...	6.12
● 90-43-9V-R-BL	01J2547	● 90-43-9V-R-BO	01J2548	9V	7.10

FLUSH TOP — 5.70H x 3.60W x 1.29"D

● 90-43-NO-F-BL	01J2533	● 90-43-NO-F-BO	01J2534	...	6.89
● 90-43-4A-F-BL	01J2541	● 90-43-4A-F-BO	01J2542	AA	9.78

ACCESSORIES

Mfg. Part No.	Description	Stock No.	Price Each	
			1-9	9-9
● 100-EXPBLK	100 Series 0.4" Height Expander, Black	54M5981	2.25	
● CLP-BLK	Screw-On ABS Belt Clip, Black	22K8873	1.05	
● CLP-BONE	Screw-On ABS Belt Clip, Bone	54M5980	1.71	

(78951)

HAND-HELD ABS ENCLOSURES

Just Added



- Compact design
- Removable end panel
- Available with flush or recessed top

- Fine textured surface
- Choice of black or bone
- 2 AA, 1 9V or no battery options

Order protective boots separately on this page.

RECESSED TOP — 3.80H x 2.40W x 1.00"D

Black		Bone		Accepts Battery Type	Price Each
Mfg. Part No.	Stock No.	Mfg. Part No.	Stock No.		
● 40-12-NO-R-BL	01J2423	● 40-12-NO-R-BO	01J2424	...	4.70
● 40-12-9V-R-BL	01J2427	● 40-12-9V-R-BO	01J2428	9V	4.58

RECESSED DEEP TOP — 3.80H x 2.40W x 1.50"D

● 40-32-9V-R-BL	26K5580	● 40-32-9V-R-BO	26K5581	9V	5.75
-----------------	-------------------------	-----------------	-------------------------	----	------

FLUSH TOP — 3.80H x 2.40W x 1.00"D

● 40-12-NO-F-BL	01J2421	● 40-12-NO-F-BO	01J2422	...	3.77
● 40-12-9V-F-BL	01J2425	● 40-12-9V-F-BO	01J2426	9V	4.31

FLUSH DEEP TOP — 3.80H x 2.40W x 1.50"D

● 40-32-NO-F-BL	24K0695	● 40-32-NO-F-BO	26K5575	...	4.19
● 40-32-9V-F-BL	26K5578	● 40-32-9V-F-BO	26K5579	9V	4.39

RECESSED TOP — 4.60H x 2.75W x 1.00"D

● 50-12-2A-R-BL	01J2442	● 50-12-2A-R-BO	01J2443	AA	6.99
● 50-12-9V-R-BL	14N7746	● 50-12-9V-R-BO	01J2447	9V	6.18

RECESSED DEEP TOP — 4.60H x 2.75W x 1.50"D

● 50-32-2A-R-BL	26K5596	● 50-32-2A-R-BO	26K5597	AA	6.99
-----------------	-------------------------	-----------------	-------------------------	----	------

FLUSH TOP — 4.60H x 2.75W x 1.00"D

● 50-12-NO-F-BL	01J2436	● 50-12-NO-F-BO	01J2437	...	5.26
● 50-12-9V-F-BL	01J2444	● 50-12-9V-F-BO	01J2445	9V	5.98

FLUSH DEEP TOP — 4.60H x 2.75W x 1.50"D

● 50-32-NO-F-BL	26K5590	● 50-32-NO-F-BO	26K5591	...	5.26
● 50-32-9V-F-BL	26K5598	● 50-32-9V-F-BO	26K5599	9V	5.98

➔ CONTINUED ➔

HAND-HELD ABS ENCLOSURES (CONT.)

ACCESSORIES


Mfg. Part No.	Description	Stock No.	Price Each	
			1-9	9-9
● CLP-BLK	Screw-On ABS Belt Clip, Black	22K8873	1.05	
● CLP-BONE	Screw-On ABS Belt Clip, Bone	54M5980	1.71	

(78964)

HAND-HELD ABS ENCLOSURES



- Available with recessed or deep top
- Removable end panel for transmitter applications
- Choice of black or gray
- Access compartment, 2 AA, 4 AA, 1 9V or no battery options



Order protective boots separately on this page.

RECESSED TOP — 4.94H x 2.50W x 0.94"D

Black		Gray		Accepts Battery Type	Price Each
Mfg. Part No.	Stock No.	Mfg. Part No.	Stock No.		
● 55-12-NO-R-BL	01J2456	● 55-12-NO-R-GRY	01J2457	...	5.79
● 55-12-2A-R-BL	01J2458	● 55-12-2A-R-GRY	01J2459	AA	6.62
● 55-12-4A-R-BL	01J2460	● 55-12-4A-R-GRY	01J2461	AA	7.71
● 55-12-9V-R-BL	01J2462	● 55-12-9V-R-GRY	01J2463	9V	6.68

DEEP TOP — 4.94H x 2.75W x 1.27"D

● 55-32-NO-R-BL	26K5608	● 55-32-NO-R-GRY	26K5609	...	5.79
● 55-32-AC-R-BL	26K5606	● 55-32-AC-R-GRY	26K5607	*	5.79
● 55-32-2A-R-BL	26K5610	● 55-32-2A-R-GRY	26K5611	AA	6.62
● 55-32-4A-R-BL	26K5612	● 55-32-4A-R-GRY	26K5613	AA	7.71
● 55-32-9V-R-BL	26K5614	● 55-32-9V-R-GRY	26K5615	9V	6.68

*Access compartment

ACCESSORIES

Mfg. Part No.	Description	Stock No.	Price Each	
			1-9	9-9
● CLP-BLK	Screw-On ABS Belt Clip, Black	22K8873	1.05	
● CLP-BONE	Screw-On ABS Belt Clip, Bone	54M5980	1.71	

(78967)

RUBBER PROTECTIVE BOOTS



- Provides added protection against enclosure damage
- Integrated tilt base/stand for optimum viewing angle
- Ergonomic grip for harsh environments
- Other colors available; go online or call

Mfg. Part No.	Use With Enclosure	Color	Stock No.	Price Each	
				1-9	10-24
● 100-RBT-YEL	100, 101 Series	Yellow	01J2390	14.30	14.01
● 90-RBT-YEL	90, 91 Series	Yellow	01J2532	13.43	13.15
● 55-RBT-YEL	55 Series	Yellow	01J2453	8.77	8.59
● 100-RBT-LBL	100, 101 Series	Light Blue	01J2387	14.30	14.01
● 90-RBT-LBL	90, 91 Series	Light Blue	01J2529	13.43	13.15
● 50-RBT-LBL	50 Series	Light Blue	01J2432	7.88	7.72
● 40-RBT-LBL	40 Series	Light Blue	01J2417	7.43	7.28
● 55-RBD-LBL	55-32 Deep Series	Light Blue	26K5657	8.77	8.59
● 100-RBT-RED	100, 101 Series	Red	01J2389	14.30	14.01
● 55-RBT-RED	55 Series	Red	01J2452	8.77	8.59
● 55-RBD-RED	55-32 Deep Series	Red	26K5659	8.77	8.59
● 100-RBT-BLK	100, 101 Series	Black	01J2385	14.30	14.01
● 90-RBT-BLK	90, 91 Series	Black	01J2527	13.43	13.15
● 55-RBT-BLK	55 Series	Black	01J2448	8.77	8.59
● 50-RBT-BLK	50 Series	Black	01J2429	7.88	7.72
● 40-RBT-BLK	40 Series	Black	01J2415	7.43	7.28
● 55-RBD-BLK	55-32 Deep Series	Black	26K5655	8.77	8.59

(78968)

NON-METALLIC ENCLOSURES

PROTECTIVE POUCHES



- Belt with snap hooks
- Integrated velcro belt loop
- See-through viewing window
- Shoulder/neck strap
- Dual zipper for probe/wire access
- Material: nylon
- Color: maroon



Mfg. Part No.	Adjustable Dimensions	Stock No.	Price Each
● BP-2BK	7.0 x 4.4 x 1.75" to 6.0 x 3.4 x 1.75"	46M3220	36.44
● BP-3BK	5.75 x 3.5 x 1.5" to 4.75 x 2.5 x 1.5"	46M3221	29.61
● BP-4BK	5.4 x 3.0 x 1.4" to 4.4 x 2.0 x 1.4"	46M3222	25.05

(95188)

SCREW-TOGETHER MINIATURE ABS CASES



- Great for remote monitoring and covert applications
- Rounded corners are "pocket friendly"
- Fine textured surface
- Screw-on bottom/top
- Black ABS, rated UL94HB



Mfg. Part No.	Dimensions (in.) H x W x D	Stock No.	Price Each
● RX2002-S	0.29 x 0.59 x 0.75	01J2351	2.40
● RX2003-S	0.35 x 0.57 x 0.87	01J2352	2.40
● RX2004-S	0.41 x 0.67 x 1	01J2353	2.57
● RX2005-S	0.48 x 0.79 x 1.18	01J2354	2.65
● RX2006-S	0.55 x 0.94 x 1.42	01J2355	2.91
● RX2007-S	0.63 x 1.1 x 1.65	01J2356	3.00
● RX2008-S	0.75 x 1.34 x 1.97	01J2357	3.43
● RX2009-S	0.84 x 1.57 x 2.36	01J2358	3.95
● RX2010-S	0.96 x 1.84 x 2.75	01J2359	3.95
● RX2KL06-S	0.55 x 0.94 x 2.12	01J2349	2.89
● RX2KL07-S	0.63 x 1.1 x 2.48	01J2350	3.43
● RX2KD06	0.93 x 1.1 x 1.65	26K5563	3.20
● RX2KD07	1.1 x 1.34 x 1.97	26K5564	3.65
● RX2KD08	1.1 x 1.34 x 1.97	26K5565	4.06
● RX2KD09	1.22 x 1.58 x 2.36	26K5566	4.26

(78971)

GRIP-TECH HAND HELD ENCLOSURES



- Features:
- Polycarbonate material
 - UL94 V0 rated
 - NEMA 4 sealing
 - Brass assembly inserts
 - Stainless steel assembly screws
 - Screw on battery door
 - Changeable side grips



How to order:

1. Pick enclosure Series and Size. All cases include: assembly screws and sealing kit
2. Pick side grips for case (side grips sold separately and in sets of 2, on [84655])
3. Pick battery holders (battery holders sold separately, below). Battery clips included

Extreme durability, maximum protection and custom enclosure appearance. Four new ergonomic designs and side grips in 7 colors. Accepts standard LCD modules.

200 SERIES MEDIUM CASE DIMENSIONS: 8.26 x 4.88 x 2.02" (D x W x H)

Black		White		LCD Type	Price Each
Mfg. Part No.	Stock No.	Mfg. Part No.	Stock No.		
● 220-12-BK	27K6192	● 220-12-TW	27K6193	No LCD	22.63

200 SERIES SMALL CASE DIMENSIONS: 7.47 x 4.88 x 1.96" (D x W x H)

● 210-12-BK	27K6184	● 210-12-TW	27K6185	No LCD	21.34
● 213-12-BK	27K6190	4x16	21.17

300 SERIES LARGE CASE DIMENSIONS: 10.48 x 5.27 x 2.10" (D x W x H)

● 330-12-BK	27K6229	● 330-12-TW	27K6230	No LCD	26.64
...	...	● 334-12-TW	27K6238	4x16	26.64

300 SERIES MEDIUM CASE DIMENSIONS: 7.99 x 4.95 x 2.10" (D x W x H)

● 320-12-BK	27K6221	● 320-12-TW	27K6222	No LCD	21.55
-------------	---------	-------------	---------	--------	-------

➔ CONTINUED ➔

GRIP-TECH HAND HELD ENCLOSURES (CONT.)

300 SERIES SMALL CASE DIMENSIONS: 6.49 x 4.72 x 1.87" (D x W x H)

Black		White		LCD Type	Price Each
Mfg. Part No.	Stock No.	Mfg. Part No.	Stock No.		
● 310-12-BK	27K6212	● 310-12-TW	27K6213	No LCD	20.20

500 SERIES SMALL CASE DIMENSIONS: 7.10 x 4.34 x 1.91" (D x W x H)

● 510-12-BK	27K6269	No LCD	20.60
-------------	---------	-----	-----	--------	-------

BATTERY COMPARTMENT HOLDERS

Mfg. Part No.	Stock No.	Mfg. Part No.	Stock No.	Battery Configuration	Price Each
● SBH-29V-BK	27K6314	● SBH-29V-TW	27K6315	9V	2.36
● SBH-4AA-BK	27K6316	● SBH-4AA-TW	27K6317	AA	2.36
● SBH-9V-BK	27K6318	● SBH-9V-TW	27K6319	9V	2.36

(84609)

HAND-HELD PLASTIC ENCLOSURES

Just Added



- Two-piece miniature plastic design
- Accepts 0.031" thick circuit board trapped between top and bottom
- Single screw assembly



Mfg. Part No.	Dimensions (in.) H x W x D	Color	Stock No.	Price Each			
				1-24	25-49	50-99	100-249
● C2,AL	0.5 x 1.9 x 1.25	Almond	10R1254	3.43	2.72	2.34	2.07
● C2,BK	0.5 x 1.9 x 1.25	Black	10R1255	3.43	2.72	2.34	2.07
● C2,GY	0.5 x 1.9 x 1.25	Gray	10R1256	3.43	2.72	2.34	2.07
● C9,AL	0.93 x 2.081 x 2.831	Almond	10R1257	4.23	3.36	2.89	2.56
● C9,BK	0.93 x 2.081 x 2.831	Black	10R1258	4.23	3.36	2.89	2.56
● C9,GY	0.93 x 2.081 x 2.831	Gray	10R1259	4.23	3.36	2.89	2.56

(148524)

HAND-HELD ABS PLASTIC ENCLOSURES



- High-impact ABS plastic
- UL 94 HB flammability rating
- Three-piece design with ergonomic handhold shape
- Translucent colors on select models
- Optional key holder accessory
- Optional pocket clip accessory
- Two insert areas
- Various battery compartment options (AAA, AA, AC, 9V)
- Battery connectors included
- Infrared, clear and transparent red end panels available
- Custom colors, molding, machining and pad printing available; go online or call Newark



Mfg. Part No.	Battery Compartment	Color	H x W x D (in.)	Stock No.	Price Each
● H-45, BK	None	Black	0.94 x 2.2 x 3.9	24K4561	3.69
● H-45,AAA, BK	AAA	Black	0.94 x 2.2 x 3.9	24K4564	4.22
● H-65, 9V, BK	9V	Black	0.94 x 2.75 x 4.94	24K4584	4.08
● H-67, AC, BK	AC	Black	1.27 x 2.75 x 4.94	24K4594	3.78
● H-67, 9V, BK	9V	Black	1.27 x 2.75 x 4.94	24K4600	4.19
● H-75, BK	None	Black	1.2 x 3.65 x 7.2	24K4606	4.80
● H-75, AA, BK	AA	Black	1.2 x 3.65 x 7.2	24K4603	6.18
● H-75, 4AA, BK	AA	Black	1.2 x 3.65 x 7.2	24K4609	6.55
● H-75, 9V, BK	9V	Black	1.2 x 3.65 x 7.2	24K4612	5.36

(84533)

WALL-MOUNT PLASTIC ENCLOSURES

Just Added



- Two-piece plastic design with wall mount
- "T" version comes with a 0.015" smooth depression on top for printing or flush membrane/label surface
- Circuit board mounting bosses

Mfg. Part No.	Dimensions (in.) H x W x D	Color	Stock No.	Price Each			
				1-24	25-49	50-99	100-249
● WM010I,AL	0.61 x 2.27 x 4.61	Almond	10R1266	4.19	3.33	2.87	2.53
● WM010I,BK	0.61 x 2.27 x 4.61	Black	10R1267	4.19	3.33	2.87	2.53
● WM010I,GY	0.61 x 2.27 x 4.61	Gray	10R1268	4.19	3.33	2.87	2.53

➔ CONTINUED ➔

NON-METALLIC ENCLOSURES • CABINETS & RACKS

PROTECTIVE EQUIPMENT CASES (CONT.)

PANEL KITS

Mfg. Part No.	Description	Stock No.	Price Each	
			1-9	10+
7350B	Panel Kits for R-300 Bottom	24K7116	73.76	
7550B	Panel Kits for R-520 Bottom	24K7118	104.25	
7550T	Panel Kits for R-520 Top	24K7119	103.01	
7750B	Panel Kits for R-710 and R-720 Bottom	24K7120	140.03	

(84549)

EXTREME RX-SERIES CASES

- Flame retardant
- Molded PVC plastic
- Automatic pressure purge system
- Molded-in padlock holes (fits standard size Masterlock®)



Optional multilayer protective cubed matrix Accuform Foam. Available with latches with keyed chrome metal locks or plastic non-corrosive locks. Available easy-to-install panel kits supplied with o-rings and screws. Custom machining available; go online or call Newark. Available in black only.

Mfg. Part No.	Dimensions (in.)			Stock No.	Price Each	
	H	W	L		1-9	10+
RX-300	4.05	7.47	9.70	24K4794	50.36	41.86
RX-720	6.74	13.46	18.64	24K4800	99.96	83.08

WITH ACCUFORM FOAM

RX-120F	3.30	5.10	7.73	24K4793	36.02	29.94
RX-300F	4.05	7.47	9.70	24K4795	62.21	51.71
RX-710F	4.67	13.46	18.64	24K4799	210.12	174.65
RX-720F	6.74	13.46	18.64	24K4801	210.12	174.65

(84549)



NFPA 70E: Standard for Electrical Safety in the Workplace®

This National Fire Protection Association standard addresses electrical safety requirements for employee workplaces that are necessary for the practical safeguarding of employees during activities such as the installation, operation, maintenance, and demolition of electric conductors, electric equipment, signaling and communications conductors and equipment, and raceways.

GracePort® and Inside-Outlet® data interface ports from Grace Engineered Products assist in NFPA 70e compliance by enabling users to access data without opening a cabinet door. GFCI, USB, D-Sub connector and simple receptacles available on pages 1939-1940.


(147945)

VISIONCAB STEEL CABINETS

Just Added



- 110 VAC, 105 CFM exhaust fan supplied
- Removable front door with tempered glass window
- Solid steel removable rear door
- Quickly removable sides
- Smooth black powder finish



Versatile steel cabinets suitable for housing a variety of 19" panel width and EIA 310 compatible equipment. Four adjustable L-shaped mounting rails with square holes on EIA spacing and four L-shaped support angles are supplied. Rails will accept either #12-24 (Bud #307) or M6 (Bud #851-DLH) cage nuts; order separately below. Four mar-resistant rubber feet are included as well.

Mfg. Part No.	Dimensions (in.) H x W x D	Rack U Height	Internal Depth (in.)	Stock No.	Price Each		
					1-2	3-4	5-7
VC-9920	14.49 x 23.62 x 17.72	6	11.22	09R6759	188.97	176.39	157.51
VC-9921	19.72 x 23.62 x 17.72	9	11.22	09R6760	225.94	210.92	188.30
VC-9922	25 x 23.62 x 17.72	12	11.22	09R6761	254.75	237.75	212.32
VC-9923	30.27 x 23.62 x 17.72	15	11.22	09R6762	279.40	260.78	232.86
VC-9924	35.4 x 23.62 x 17.72	18	11.22	09R6763	308.16	287.62	256.83
VC-9930	15.29 x 23.62 x 23.62	6	17.12	34M2371	228.86	212.72	190.71
VC-9931	20.54 x 23.62 x 23.62	9	17.12	34M2372	263.49	244.91	219.57
VC-9932	25.79 x 23.62 x 23.62	12	17.12	34M2373	315.51	293.27	262.93
VC-9933	31.04 x 23.62 x 23.62	15	17.12	34M2374	381.35	354.46	317.79
VC-9934	36.29 x 23.62 x 23.62	18	17.12	34M2375	426.43	396.36	355.36

▶ CONTINUED ▶

VISIONCAB STEEL CABINETS (CONT.)

ACCESSORIES

Mfg. Part No.	Description	Stock No.	Price Each		
			1-99	100-299	300-499
307	12-24 cage nut, zinc plate	30C9829	1.89	1.42	1.32
851DLH	M6 cage nut, zinc plate	02P6324	1.72	1.44	1.29

(90498)

CLASSIC II PORTABLE ALUMINUM CABINETS



Portable, yet ideal for permanent installations. Frame constructed of 6063-T5 aluminum extrusions. Top, bottom and side panels: 0.050" aluminum. Shipped assembled with two 16-gauge vertically adjustable chassis supports. Panel mounting rails have #10-32 tapped holes on EIA spacing. Recessed brushed-chrome handles attached to steel flanges for extra support. Clear inside depth (panel-to-panel): 20.563"; overall depth: 21.44". Accept standard 19" panels; ordered separately on page 2323. Cabinet doors and modifications to enclosures available; contact Newark.



GRAY TEXTURED

Mfg. Part No.	Outside Height (in.)	Panel Space (in.)	Weight (lbs.)	Stock No.	Price Each		
					1-2	3-4	5-7
AGC-9268-GT	8.813	7.00	30	06M4390	526.59	498.12	473.22
AGC-9269-GT	10.563	8.75	32	06M4391	534.14	505.26	480.00
AGC-9270-GT	12.313	10.50	33	06M4392	548.64	518.98	493.04
AGC-9271-GT	14.063	12.25	34	06M4393	563.44	532.98	506.34
AGC-9272-GT	15.813	14.00	35	06M4395	578.46	547.19	519.83
AGC-9273-GT	17.563	15.75	36	06M4397	592.00	560.00	532.00
AGC-9275-GT	21.063	19.25	39	06M4401	625.01	591.22	561.66
AGC-9276-GT	22.813	21.00	40	06M4403	626.93	593.04	563.39
AGC-9278-GT	26.313	24.50	42	06M4406	668.08	631.96	600.37
AGC-9279-GT	28.063	26.25	43	80W685	692.64	655.20	622.44

ROYAL BLUE TEXTURED

AGC-9270-RB	12.313	10.50	33	91F1687	548.64	518.98	493.04
AGC-9271-RB	14.063	12.25	34	06M4394	563.44	532.98	506.34
AGC-9272-RB	15.813	14.00	35	06M4396	578.46	547.19	519.83
AGC-9273-RB	17.563	15.75	36	06M4398	592.00	560.00	532.00
AGC-9274-RB	19.313	17.50	37	06M4400	610.58	577.57	548.70
AGC-9275-RB	21.063	19.25	39	06M4402	625.01	591.22	561.66
AGC-9276-RB	22.813	21.00	40	06M4404	626.93	593.04	563.39
AGC-9277-RB	24.563	22.75	41	06M4405	649.43	614.32	583.61
AGC-9278-RB	26.313	24.50	42	06M4407	668.08	631.96	600.37
AGC-9279-RB	28.063	26.25	43	06M4408	692.64	655.20	622.44
AGC-9280-RB	29.813	28.00	45	06M4410	697.53	659.82	626.83

ACCESSORIES

Mfg. Part No.	Description	Stock No.	Price Each
7346	10-32 x 0.62" Phillips Truss Head, Steel Screw, Zinc Plate	06M4902	0.09
RC-7758-PR	3.25" Ball Bearing Caster (1 pair)	06M4777	34.22

(7190)

ECONOCAB PORTABLE ENCLOSURES



Economy cabinets constructed of 18-gauge welded steel. Stationary mounting rails accept 19" wide panels; ordered separately on page 2323. Include snap-in handles, feet, and panel-mounting hardware. Clear inside depth: 14.5" (368.30). Overall width: 21.063" (535). Overall depth: 15.5" (393.70). Available in black or sand textured finish. Modifications available; contact Newark.



BLACK TEXTURED

Mfg. Part No.	Panel Space (in.)	Overall Height (in.)	Weight (lbs.)	Stock No.	Price Each		
					1-9	10-14	15-19
EC-9902-BT	7.00	9.063	14.00	10M6153	187.95	168.91	154.64
EC-9903-BT	8.75	10.813	14.75	06M4698	191.42	172.28	153.14
EC-9904-BT	10.50	12.563	15.50	06M7262	196.32	176.44	161.53
EC-9905-BT	12.25	14.313	16.25	17M9926	206.59	185.67	169.98
EC-9906-BT	14.00	16.063	17.00	05M4103	212.91	191.35	175.18

SAND TEXTURED

EC-9902-S	7.00	9.063	14.00	06M4697	187.95	168.91	154.64
EC-9903-S	8.75	10.813	14.75	06M4699	191.50	172.11	157.56
EC-9904-S	10.50	12.563	15.50	95F6403	196.20	176.60	156.94
EC-9905-S	12.25	14.313	16.25	06M4700	206.59	185.67	169.98
EC-9906-S	14.00	16.063	17.00	95F6408	212.91	191.35	175.18

▶ CONTINUED ▶

CABINETS & RACKS

ECONOCAB PORTABLE ENCLOSURES (CONT.)

ACCESSORIES

Mfg. Part No.	Description	Stock No.	Price Each	
			1-100	
● 295	10-32 Cage Nut, Zinc Plate	06M4898	0.71	
● 7346	10-32 x 0.62" Phillips, Truss Head, Steel Screw, Zinc Plate	06M4902	0.09	

(7191)

NETWORK CABINET

Just Added



- Welded 18 ga. steel construction
- 19" E.I.A. equipment brackets mount in cabinet body or cabinet door
- Accepts equipment with up to 3.5" H panel space
- Large cable access opening suitable for most non-metallic cableways
- Lockable front door for security
- Sand texture finish
- Mounts to wall on 16" centers



Mfg. Part No.	Dimensions H x W x D (in.)	Stock No.	Price Each			
			1-2	3-4	5-7	8+
● UN-8080	21 x 22.25 x 6.31	99B1569	185.25	172.19	154.38	146.07

(139084)

UL/NEMA 12 CABINET RACKS AND ACCESSORIES



- Adhere to NEMA 12, IEC 529 IP55, UL508 Type 12
- Oil resistant gaskets
- Comes complete with frame, locking front and rear doors, externally removable side panels, and four adjustable 19.23" panel width panel mounting rails
- Sturdy all-welded heavy steel construction
- Gasketed 9.5" cable access ports in the top and bottom
- Doors equipped with 4-point latches for positive sealing
- Finish: gray texture
- Modifications available, contact Newark



Mfg. Part No.	Panel Space (in.)	Dimensions (in.) H x W x D	Inside Depth (in.)	Stock No.	Price Each	
					1-2	
NR-10025	70.00 x 19.00 or 23.00	75.31 x 27.00 x 30.75	29.25	77C5281	1961.64	
NR-10026	78.75 x 19.00 or 23.00	84.06 x 27.00 x 30.75	29.25	77C5282	2003.90	

UL/NEMA 12 CABINET RACK ACCESSORIES

Base Post Kit raises cabinet rack 2.26" off the floor to allow for on-the-floor cabling. Base Panel Kit attaches to base post to form a solid surface. Plexiglas doors can be used to replace the solid door and allow internal equipment to be monitored. Internal rear panel attaches to cabinet horizontal rails to allow the mounting of surface mount equipment. Add-A-Rack kit allows two or more cabinets to be bayed together. Casters mount either directly to bottom of cabinet or to the base posts.

Mfg. Part No.	Description	Use With	Stock No.	Price Each	
				1-9	
● NRB-10081	Base Post Kit	NR-10025, NR-10026	77C5274	164.33	
● NRB-10084	Base Panel Kit	NR-10081	77C5275	41.77	
NRD-10055	Plexiglas, 70.00" Panel Space	NR-10025	77C5276	670.16	
NRD-10056	Plexiglas, 78.75" Panel Space	NR-10026	77C5277	698.31	
● NRP-10065	Internal Rear Panel, 70.12"	NR-10025	77C5278	274.27	
● NRP-10066	Internal Rear Panel, 79.00"	NR-10026	06M4740	293.19	
NRX-10080	Add-A-Rack Kit	NR-10025, NR-10026	77C5280	23.40	
● RC-7764-PR*	Caster, 400# Capacity	NR-10025, NR-10026, NR-10081	91C3650	71.81	

*Sold in packs of 2 (72471)

element14

Research, Refine, Design Seamlessly

Experience the definitive technical portal/community for electronic design engineers at www.element-14.com

(148859)

WALL-MOUNT CABINETS -- EMPEROR SERIES



- Steel construction
- EIA 310 compliant for 19" mount equipment
- Black textured powder finish



Furnished completely assembled with tempered glass front door and removable sides. Includes two pairs of fully adjustable panel mounting rails in center section, one fixed pair of mounting rails in the rear section, one ventilated shelf, and two fans installed in the top of the center section. Slots with readily removable covers are provided in the top and bottom of the rear section for easy cable installation. Sides are readily removable but come with key lock and with ventilation at top and bottom of cabinet. Four mounting slots provided in rear unit for rapid wall mounting.

Mfg. Part No.	Dimensions (in.) H x W x D	Rack U Height	Internal Depth (in.)	Stock No.	Price Each		
					1-2	3-4	5-7
● WM-5601	25.00 x 23.62 x 15.75	12	12	95M8565	327.42	316.72	306.02
● WM-5606	51.34 x 23.62 x 15.75	27	12	95M8566	502.07	485.67	469.26
● WM-5611	25.00 x 23.62 x 21.65	12	17.9	95M8567	371.11	358.98	346.85
● WM-5616	51.34 x 23.62 x 21.65	27	17.9	95M8568	545.68	527.85	510.01

(112544)

VALULINE SERIES CABINETS



With Handles



Without Handles

- Sides: .09" aluminum
- Front panel: 0.125" aluminum
- Base, rear, and top: 0.050" aluminum
- Handles: aluminum extrusions

Include 2 detachable 11 gauge steel rack mount brackets and rubber feet. Adhesive-backed paper protects panels and provides surface for laying out position for drilling or punching. Shipped unassembled. Modifications available, contact Newark.

WITH HANDLES

Mfg. Part No.	Dimensions (in.) H x W x D	Stock No.	Price Each		
			1-9	10-14	15-19
● HC-14097	1.75 x 17 x 8	52F6475	118.56	106.71	94.85
● HC-14098	1.75 x 17 x 13	06M4715	132.60	119.34	106.08
● HC-14099	3.5 x 17 x 8	06M4716	84.24	75.82	67.40
● HC-14100	3.5 x 12.75 x 13	06M4717	155.48	139.94	124.39
● HC-14101	3.5 x 17 x 13	06M4718	164.01	147.63	131.20
● HC-14102	5.25 x 12.75 x 13	06M4719	168.74	151.90	135.00
● HC-14103	5.25 x 17 x 13	06M4720	169.11	152.21	135.31
● HC-14104	7 x 17 x 13	99F1014	177.53	159.80	142.02
● HC-14105	8.75 x 17 x 13	99F1015	186.01	167.39	148.83
● HC-14106	10.5 x 17 x 13	06M4721	194.54	175.09	155.64
● HC-14107	10.5 x 17 x 15	99F1017	208.06	187.26	166.46
● HC-14108	12.25 x 17 x 15	06M4722	232.81	209.51	186.27
● HC-14109	14 x 17 x 15	06M4723	245.39	220.85	196.30

WITHOUT HANDLES

● NHC-14151	1.75 x 17 x 8	52F6474	85.13	76.60	68.12
● NHC-14152	1.75 x 17 x 13	06M4736	100.73	90.64	80.60
● NHC-14153	3.5 x 8.5 x 8	52F6478	83.94	69.89	63.27
● NHC-14154	3.5 x 17 x 8	06M4738	87.88	79.10	70.31
● NHC-14155	3.5 x 17 x 13	52F6482	113.00	101.72	90.38
● NHC-14156	5.25 x 17 x 13	06M4739	132.86	119.60	106.29
● NHC-14157	7 x 17 x 13	52F6486	157.46	141.70	125.95

BAIL

Bail is attached to specially designed front feet. In upright position tilts the cabinet and fits into clearance provided by feet when in retracted position. Necessary hardware included.

Mfg. Part No.	Width (in.)	Stock No.	Price		
			Each	2-9	10-14
● BC-14210	10	94F4860	15.21	12.69	11.43
● BC-14215	15.5	98F1909	17.11	14.27	12.86

(7010)

CABINETS & RACKS

RACK MOUNT CHASSIS



- 19" long, 0.125" thick mill finish aluminum front panel with "Surface Shield" protection which provides surface for laying out drilling and punching positions
- 17.062" long, 0.090" thick aluminum side panels with mounting holes punched on 0.875" grid for flexibility in mounting components
- Adjustable 17" long, 0.090" thick aluminum rear panel



Order internal chassis and chassis covers separately below. Order handles listed in tables below separately on page 2322. Uses **mfg. part no. AS-5002-A** sliding mechanism and **mfg. part no. BAS-5106** mounting brackets; ordered separately on page 2322. Modifications available, *contact Newark*.

RACK MOUNT CHASSIS

Mfg. Part No.	Height (inches)	Handles	Stock No.	Price Each		
				1-9	10-14	15-19
● RM-14212	5.25	H-9160	06M4780	56.33	50.63	46.35
● RM-14213	7.00	H-9111	06M4781	64.47	57.94	53.04
● RM-14214	8.75	H-9112	06M4782	77.42	69.58	63.70
● RM-14215	10.50	H-9113	06M4783	91.41	82.15	75.21

MATCHING RACK MOUNT INTERNAL CHASSIS

● C-14242	5.25	H-9160	06M4483	18.90	15.80	14.20
● C-14243	7.00	H-9111	05M4024	22.02	18.41	16.55
● C-14244	8.75	H-9112	06M4484	25.24	21.10	18.96
● C-14245	10.50	H-9113	05M6907	28.35	23.70	21.30

RACK MOUNT CHASSIS COVERS

Mfg. Part No.	Description	Stock No.	Price Each		
			1-5	6-24	25-34
● TBC-14252	Solid Cover	05M4430	30.79	25.74	23.20
● TBC-14262	Ventilated Cover	06M4876	34.43	28.76	25.90


RACK MOUNT CHASSIS, 22" DEEP

Mfg. Part No.	Description	Panel Height (inches)	Stock No.	Price Each	
				1-9	10-14
● RM-14222	Deep Rack Mount Chassis	5.25	33C4158	63.44	57.02
● RM-14223	Deep Rack Mount Chassis	7.00	06M4784	74.42	66.89
● RM-14224	Deep Rack Mount Chassis	8.75	06M4785	90.62	81.44
● RM-14225	Deep Rack Mount Chassis	10.50	33C4161	108.00	97.06
● TBC-14253	Solid Top or Bottom Cover for 22" Deep Rack Mount Chassis	...	05M4431	34.95	29.23
● TBC-14263	Ventilated Top or Bottom Cover for 22" Deep Rack Mount Chassis	...	06M4877	36.92	30.89
● MB-14273	Rear Mounting Bracket Kit for Chassis	...	06M4732	32.04	26.78
● AS-5002-A	2-Piece Ball-Bearing Slide	...	06M4415	36.51	32.87

SMALL RACK MOUNT CHASSIS AND COVERS



Chassis



Cover

Mfg. part no. CH-14400 thru CH-14404 all-aluminum rack mount chassis available to fit standard 19" wide cabinets. Natural finish. Chassis will accept **mfg. part no. AS-500X-A** series sliding mechanisms; order separately on page 2322. Modifications available, *contact Newark*.

RACK MOUNT CHASSIS

Mfg. Part No.	Dimensions (in.) H x W x D	Stock No.	Price Each		
			1-5	6-49	50-99
● CH-14400	1.75 x 17 x 4	05M4042	37.43	31.29	28.12
● CH-14401	1.75 x 17 x 8	06M4498	45.27	37.85	34.01
● CH-14402	1.75 x 17 x 16	06M4499	66.06	55.23	49.63
● CH-14403	3.5 x 17 x 8	06M4500	63.79	53.33	47.93
● CH-14404	3.5 x 17 x 16	06M4501	81.94	68.50	61.56

VENTILATED CHASSIS COVERS

Mfg. Part No.	Dimensions (in.) W x D	Stock No.	Price Each		
			1-5	6-49	50-99
● C-14430	17 x 4	05M4025	11.25	9.41	8.45
● C-14431	17 x 8	06M4485	18.90	15.80	14.20
● C-14432	17 x 16	06M4486	30.24	25.28	22.72

SOLID CHASSIS COVERS

● C-14440	17 x 4	06M4487	9.45	7.90	7.10
● C-14441	17 x 8	06M4488	14.94	12.49	11.22
● C-14442	17 x 16	05M4026	25.52	21.33	19.17

(6874)

RACKMOUNT BOX



- Made of black ABS plastic with a UL9-HB flammability rating
- Can be converted from a desktop configuration to a rack-mountable configuration
- Fully ventilated side panels
- Internal electronics can be mounted in either a horizontal position or on the front and/or rear panels



Applications include: computer, audio, test, communications and medical equipment. Modifications available, *contact Newark*.

Mfg. Part No.	Dimensions (in.) H x W x D	Rack U Height	Stock No.	Price Each		
				1-5	6-99	100-199
● PRM-14460	1.75 x 19 x 8	1U	77C5310	32.87	27.41	24.65
● PRM-14462	3.5 x 19 x 8	2U	77C5311	42.64	35.57	32.04
● PRM-14464	5.25 x 19 x 8	3U	77C5312	57.72	48.16	43.32

(72473)

SLIMCAB SERIES ALUMINUM CABINETS



- Aluminum construction
- Side vented to aid cooling
- Choice of black or sand finish
- Ideal for modems

Mounting brackets needed for rack use; order on page 2322. Modifications available, *go online or call*.

Mfg. Part No.	Color	Dimensions (in.) H x W x D	Stock No.	Price Each		
				1-5	6-24	25-34
● CS-11221-B	Black	1.75 x 8.5 x 8	06M4512	69.33	57.84	52.09
● CS-11221-S	Sand	1.75 x 8.5 x 8	06M4513	69.33	57.84	52.09
● CS-11225-S	Sand	1.75 x 17 x 8	17M9923	90.87	75.81	68.28
● CS-11227-B	Black	1.75 x 17 x 16	52F6465	122.90	102.53	92.35
● CS-11227-S	Sand	1.75 x 17 x 16	52F6460	122.90	102.53	92.35

MOUNTING BRACKET

Mfg. Part No.	Width (in.)	Material	Color	Stock No.	Price Each		
					1-5	6-24	25-34
● CS-11230-B	19	Steel	Black	52F6466	20.08	16.75	15.08

(7009)

SHOWCASE PORTABLE ENCLOSURES



BB-1800-RB



Ideal as a portable enclosure or desktop instrument case in systems or racks. Lightweight, yet sturdy. Top, sides, and bottom constructed of 0.050" aluminum; front panel 0.090" aluminum. Rugged 0.050" extruded aluminum frame. Side gussets provide added strength. Flexible recessed handle with ventilation slots beneath. Load from front or rear. Include front and rear panels and fold-away bail. All enclosures available in royal blue. Modifications available, *go online or call*.

BLACK TEXTURED FINISH WITH WHITE FRAME

Mfg. Part No.	Dimensions (in.) H x W x D	Weight (lbs.)	Stock No.	Price Each		
				1-14	15-24	25-34
● BB-1800-BT	6.44 x 5.50 x 11	3.75	06M4456	159.35	143.21	131.11
● BB-1801-BT	6.44 x 8.31 x 11	4.00	06M4458	166.20	149.56	132.97
● BB-1802-BT	8.19 x 5.50 x 11	3.75	06M4459	169.16	152.26	135.31
● BB-1803-BT	8.19 x 8.31 x 11	5.50	06M4460	172.07	154.64	141.57
● BB-1804-BT	8.19 x 11.06 x 11	5.75	93F676	187.62	168.85	150.08
● BB-1806-BT	9.94 x 8.31 x 11	5.25	93F679	181.02	162.92	144.82
● BB-1807-BT	9.94 x 8.31 x 15	6.25	06M4462	193.86	174.46	155.07
● BB-1808-BT	9.94 x 11.06 x 11	6.00	06M4463	188.66	169.55	155.22
● BB-1809-BT	9.94 x 11.06 x 15	7.00	06M4464	200.11	179.85	164.65


ROYAL BLUE TEXTURED FINISH WITH WHITE FRAME

● BB-1800-RB	6.44 x 5.50 x 11	3.75	06M4457	159.35	143.21	131.11
● BB-1801-RB	6.44 x 8.31 x 11	4.00	10M5137	166.20	149.56	132.97
● BB-1803-RB	8.18 x 8.31 x 11	5.50	94F4924	172.07	154.64	141.57
● BB-1804-RB	8.19 x 11.06 x 11	5.75	06M4461	187.71	168.70	154.44
● BB-1806-RB	9.93 x 8.31 x 11	5.25	98F033	181.07	162.74	148.98
● BB-1807-RB	9.94 x 8.31 x 15	6.25	93F681	193.95	174.31	159.58
● BB-1808-RB	9.93 x 11.06 x 11	6.00	94F4858	188.66	169.55	155.22
● BB-1809-RB	9.94 x 11.06 x 15	7.00	06M4465	200.11	179.85	164.65

(7184)

CABINETS & RACKS

ALUMINUM INSTRUMENT CASES



IA series instrument cases feature a strong and stylish extruded aluminum body in an earth tone finish with light brown plastic front and rear bezels. Removable front and rear natural aluminum panels with protective plastic film allow easy machining with protection from scratches. Extruded internal grooves for horizontal mounting of circuit board, chassis, or panel. Contains anti-skid feet and an adjustable locking handle in a light gray plastic and anodized aluminum finish.

Mfg. Part No.	Dimensions (in.)			Stock No.	Price Each		
	H	W	D		1-5	6-99	100-199
● IA-6160	2.72	8.27	12.93	34M2358	112.53	93.97	84.56
● IA-6161	2.72	10.16	12.93	34M2359	130.94	109.36	98.44
● IA-6162	4.92	8.27	12.93	34M2360	138.84	115.91	104.32
● IA-6163	4.02	10.16	12.93	34M2361	153.77	128.34	115.50

(90495)

PLASTIC INSTRUMENT CASES

Just Added



- ABS plastic, UL94-HB flammability rating
- Adjustable plastic and aluminum handle
- Front and rear panels allow for modification
- Internal circuit board horizontal mounting bosses and vertical card guides
- Light gray top and bottom covers, dark gray front and rear panels



Mfg. Part No.	Dimensions (H x W x D)		Stock No.	Price Each		
	External (in.)	Internal (in.)		1-2	3-4	5-7
● IP-6130	2.57 x 8.85 x 6.52	2.37 x 8.63 x 6.23	97H2136	26.42	22.00	19.82
● IP-6131	3.54 x 8.85 x 6.52	3.3 x 8.63 x 6.23	97H2137	28.19	23.51	21.17
● IP-6137	3.35 x 10.2 x 7.08	3.15 x 9.98 x 6.79	97H2139	31.10	25.90	23.30

(139085)

PORTABLE CABINETS



For use as desktop instrument cases, in systems or as portable enclosures. Accommodate accessory chassis or 0.063" thick PC boards. Top and bottom are 0.050" aluminum; front panel 0.090" aluminum. Removable top and bottom for access to dust-free interior. Carrying handle also a tilting bail. Royal blue textured body with white frame. Include 4 rubber feet. Modifications available, go online or call.

Mfg. Part No.	Dimensions (in.) H x W x D	Panel Space (in.) H x W	Stock No.	Price Each	
				1-14	15-24
● TR-6100	3.5 x 8.31 x 10.75	3.25 x 8.05	25B6524	227.30	204.57
● TR-6101	5.25 x 8.31 x 13.25	5.00 x 8.05	86F920	243.31	218.98
● TR-6102	7 x 11.06 x 13.25	6.75 x 10.83	52M8831	278.57	250.70
● TR-6103	8 x 12 x 18.75	7.75 x 11.05	86F936	337.02	303.32

(7185)

TRANSI-CASES



Feature 0.04" aluminum body. Portable. Flush-fitting 0.05" aluminum panel. Bright nickel-plated hardware. Black plastic handle and plastic feet on base and back. Knobs, dials, and switches protected by slide-off lid; 1.50" clearance above panel. Available with royal blue or gray textured finish. Modifications available, contact Newark.



ROYAL BLUE TEXTURED

Mfg. Part No.	Dimensions (in.) H x W x D	Panel Space (in.)	Space Below Panel (in.)	Stock No.	Price Each
					1-14
TC-300-RB	6.00 x 10.06 x 7.00	9.00 x 5.93	4.37	91F911	191.26
● TC-302-RB	7.50 x 13.00 x 9.00	11.93 x 7.93	5.87	91F913	243.83
TC-303-RB	7.50 x 16.50 x 9.00	15.43 x 7.93	5.87	91F914	256.16

GRAY TEXTURED

TC-300-GT	6.00 x 10.06 x 7.00	9.00 x 5.93	4.37	91F916	191.26
TC-301-GT	6.00 x 11.50 x 8.25	10.43 x 7.25	4.37	98F4432	204.83
TC-302-GT	7.50 x 13.00 x 9.00	11.93 x 7.93	5.87	91F918	243.83
TC-303-GT	7.50 x 16.50 x 9.00	15.43 x 7.93	5.87	91F919	256.16

(59773)

PORTACAB ALUMINUM ENCLOSURES



For bench or portable use. Front panel recessed 0.50" and fits cabinet contour. Louvered sides. Welded back with opening. Reinforced, flexible handle recessed for stacking. Sturdy, lightweight 0.050" aluminum body. Metallic-gray finish. Include 4 plastic feet. Modifications available, contact Newark.

Mfg. Part No.	H x W x D (inches)	Rear Opening (inches)	Stock No.	Price Each
				1-24
● WA-1540	8.00 x 6.12 x 8.00	2.00 x 4.50	06M4884	93.45
● WA-1541	9.00 x 8.12 x 12.00	2.00 x 6.50	06M4885	129.12
● WA-1542	8.00 x 10.12 x 8.00	2.00 x 8.50	06M4886	109.93
● WA-1543	11.00 x 11.12 x 18.00	2.00 x 9.50	06M4887	176.13

(7186)

SLOPE SERIES ENCLOSURES



SC-12100



SC-12101

Sleek, contemporary design for excellent visibility of panel-mounted components. 2-piece construction: 0.090" aluminum base with black textured finish and 0.050" aluminum cover with smooth white finish. 20° front slope. Mfg. part no. SC-12100 has single centered knockout in rear; mfg. part no. SC-12101 has double knockout. Include 4 rubber feet. Modifications available, contact Newark.

Mfg. Part No.	Base H x W x D (inches)	Panel Space H x W x D (inches)	Stock No.	Price Each
				1-3
● SC-12100	4.25 x 4.94 x 5.00	4.13 x 4.75 x 3.06	06M4818	44.62
● SC-12101	3.25 x 11.94 x 10.00	3.06 x 11.75 x 8.44	06M4819	66.98

(7181)

COMPU CAB SERIES ENCLOSURES



SC-13100




SC-13101

Standard dual-slope enclosures with keyboard styling are ideal for a variety of instruments. 120° middle, 90° top and bottom front slopes. Sturdy 0.090" aluminum base and sides have black textured finish; 0.050" aluminum back panel and cover have smooth white finish. Maximum visibility, no exposed screws on front panel area. Knockouts in louvered rear panel. 4 rubber feet included. Modifications available, contact Newark.

Mfg. Part No.	Design	Base H x W x D (inches)	Panel Width Opening (inches)	Stock No.	Price Each
					1-14
● SC-13100	2-Piece	5.34 x 9.93 x 8.68	9.75	06M4820	72.08
● SC-13101	3-Piece	9.95 x 13.93 x 10.75	13.75	06M4821	140.30

(7182)

KEYBOARD ENCLOSURES



House the most popular keyboards. Sturdy, lightweight 0.090" aluminum base with gray textured finish; 0.050" aluminum cover with smooth white finish. Include 4 scratch-resistant rubber feet. Mfg. part no. KB-13200 has two 0.50" knockouts in rear; mfg. part nos. KB-13201 and KB-13202 have two 0.875" rear knockouts. Modifications available, go online or call.

Mfg. Part No.	Top Angle	Dimensions (in.) H x W x D	Stock No.	Price Each		
				1-3	4-14	15-24
● KB-13200	7° 46'	2.47 x 7.22 x 5.75	81F021	53.25	44.41	39.99
● KB-13201	7° 40'	2.75 x 12.84 x 7	06M4727	82.58	74.31	66.04
● KB-13202	7° 32'	3 x 17.47 x 9	81F019	100.73	90.64	80.60

(7070)

CABINETS & RACKS

CHAMPION SERIES VENTILATED CABINETS



RoHS Compliant Available



Designed for maximum interior space. Top, bottom, front and rear panels constructed of 0.050" aluminum; ventilation slots on rear and bottom panels. Removable top and bottom for easy access to components, 8 self-threading screws for easy assembly. No exposed screws on front or rear panels. Top and bottom have black textured finish; front and rear are smooth white. 4 rubber feet included. Modifications, as well as chassis kits and support angles, are also available, go online or call.

Mfg. Part No.	Dimensions (in.) H x W x D	Inside Width (in.)	Inside Depth (in.)	Stock No.	Price Each	
					1-5	6-24
● CS-11202-BT	4 x 6 x 6	5.38	5.13	06M4508	61.57	51.38
● CS-11204-BT	4 x 9 x 8	8.38	7.13	87F1784	75.57	63.05
● CS-11206-BT	4 x 12 x 8	11.38	7.13	06M4509	80.03	66.72
● CS-11208-BT	6 x 9 x 8	8.38	7.13	87F1786	84.89	70.82
● CS-11210-BT	6 x 12 x 8	11.38	7.13	06M4510	86.34	72.03
● CS-11212-BT	6 x 12 x 10	11.38	9.13	06M4511	92.95	77.54
● CS-11214-BT	8 x 9 x 8	8.38	7.13	87F1789	90.59	75.58
● CS-11216-BT	8 x 12 x 10	11.38	9.13	87F1790	101.82	84.94

(7069)

FUTURA SERIES STEEL CABINETS

RoHS Compliant Available



Versatile housing for small equipment and instruments. Straight front vertical panel. 1-piece, 18-gauge steel top and sides. Sides fit into flanges on base. Chassis may be attached to base, front or rear panels. Removable sides and top for easy access to interior. Royal blue textured finish body and rear panel; white textured finish front panel. Include 4 rubber feet. Modifications available, go online or call.



Mfg. Part No.	Dimensions (in.) H x W x D	Front Panel	Stock No.	Price Each		
				1-24	25-34	35-49
● MD-1960	7 x 13 x 8"	Vertical	06M4733	85.18	76.65	68.12
● MD-1961	8 x 14 x 9"	Vertical	06M4734	101.20	91.06	80.97
● MD-1962	8 x 16 x 9"	Vertical	06M4735	110.14	99.12	88.09

(7071)

SLOPING PANEL CABINETS

RoHS Compliant Available



- Removable front panel
- Hinged top for easy access to components
- Metallic-gray finish
- Order AC series chassis separately on page 2288
- Modifications available, go online or call



Mfg. Part No.	Dimensions (in.) H x W x D	Fits Chassis	Stock No.	Price Each		
				1-5	6-24	25-34
● C-1584	6.5 x 7.06 x 7.31	AC-402	06M4490	65.49	54.75	49.21
● C-1587	8 x 8.06 x 8	AC-405	06M4493	71.26	59.57	53.54
● C-1585	6.5 x 9.06 x 7.31	AC-405	06M4491	63.13	52.78	47.43
● C-1588	8 x 10.06 x 8	AC-406	91F794	79.20	66.21	59.50
● C-1586	6.5 x 11.06 x 7.31	AC-1413	06M4492	74.00	61.86	55.60
● C-1894	8 x 14.06 x 8	AC-409	06M4496	80.51	72.35	66.24
● C-1892	8 x 13.06 x 8	AC-407	06M4494	88.20	79.36	70.57
● C-1896	9 x 18.06 x 8	AC-425	06M4497	111.96	100.78	89.55
● C-1893	10 x 18.06 x 10.5	AC-415	06M4495	130.28	117.08	107.19

(7183)

SLOPING PANEL PRESTIGE CABINETS

RoHS Compliant Available



Rugged 16-gauge construction with safety-shielded slot handles. Perforated top opens completely. Install or remove 19" panels by simply removing panel trim bar. 2.5 x 18" rear opening for easy cable or control access. Metallic-gray finish. Modifications available, go online or call.



Mfg. Part No.	Dimensions (in.) H x W x D	Panel Space (in.)		Stock No.	Price Each	
		Vertical	Sloping		1-14	15-24
● C-1555	11.906 x 22 x 14.187	3.5	7.0	10M5140	333.22	299.89
● C-1557	14.781 x 22 x 16.25	3.5	10.5	06M4489	378.51	340.66

(7187)

SHADOW SERIES CABINETS

RoHS Compliant Available



Extremely versatile—front, rear and bottom panels can be removed for installation or servicing. 1" recessed front panel and beveled edges of cabinet body help prevent accidental movement of controls, knobs, and switches. 18-gauge steel top, sides, bottom; 16-gauge steel panels. Metallic-gray finish. Include 4 rubber feet. Aluminum chassis also available; order separately on page 2288. Modifications available, go online or call.



Mfg. Part No.	Dimensions (in.) H x W x D	Fits Chassis	Stock No.	Price Each		
				1-12	13-34	35-49
● SB-2140	8 x 14.25 x 10	AC-424	91F892	110.66	99.58	88.51
● SB-2141	7.5 x 13.25 x 9	AC-407	06M4816	96.93	87.26	77.54
● SB-2142	9.5 x 17 x 11	AC-411	91F894	124.65	112.17	99.74
● SB-2143	6 x 15.5 x 9	AC-409	06M4817	110.82	99.74	88.66

(7080)

WALL MOUNT BOXES

RoHS Compliant Available



- All steel construction with hinged front door
- Slots on rear allow for easy wall, panel or post mounting
- White texture finish
- Order mounting panels separately
- Modifications available, go online or call.



Mfg. Part No.	Dimensions (in.) H x W x D	Weight (oz)	Stock No.	Price Each		
				1-5	6-49	50-99
● WM-5510	8 x 8 x 4	48.00	06M4890	63.13	52.73	47.48
● WM-5511	10 x 8 x 4	56.00	91F3850	66.15	55.23	49.72
● WM-5512	12 x 10 x 4	76.80	91F3851	80.40	67.14	60.43
● WM-5513	10 x 10 x 5	73.60	06M4891	63.65	57.31	50.91
● WM-5514	12 x 12 x 6	104.00	06M4892	102.76	92.46	82.22

(72593)

BUDRACK PROFESSIONAL SERIES CABINET RACKS

RoHS Compliant Available



- Steel construction
- EIA 310 compliant for 19" mount equipment
- Vented at top and bottom of sides
- Black textured powder finish
- Comes fully assembled in a wooden crate to eliminate freight damage



Furnished complete with ventilated tempered glass front door, locking rear door, removable sides. Includes two pairs of fully adjustable panel mounting rails, top mount fan box (two fans for 23" depth, four fans for 31" depth), ventilated shelves (one shelf in the 24U high cabinet, two shelves in the 40U and 45U cabinets), and casters. Large cutout in base comes covered by 2.5" deep metal cover plates. Two additional 13 x 2.5" cutouts in front and rear of the base also come with readily removable covers.

Mfg. Part No.	Dimensions (in.) H x W x D	Rack U Height	Internal Depth (in.)	Stock No.	Price Each	
					1-2	3-4
● BRP-12202	49.40 x 23.62 x 23.62	24	20.88	95M8559	843.42	815.85
● BRP-12206	77.40 x 23.62 x 23.62	40	20.88	95M8560	938.20	907.54
● BRP-12208	86.15 x 23.62 x 23.62	45	20.88	95M8561	1009.65	976.66
● BRP-12212	49.40 x 23.62 x 31.50	24	28.75	95M8562	895.82	866.54
● BRP-12216	77.40 x 23.62 x 31.50	40	28.75	95M8563	990.99	958.60
● BRP-12218	86.15 x 23.62 x 31.50	45	28.75	95M8564	1078.27	1043.03

(112543)

Designing a power supply?
See our huge selection of bench & module voltage regulators in this catalog and online.

(148860)

CABINETS & RACKS

SERVER RACKS -- PROFESSIONAL SERIES

- Welded construction with 1700 lb weight capacity
- Fully ventilated locking front door that can be mounted left or right
- Split rear door with solid triple point latching system
- Easily removable sides for quick assembly access
- Covered slot in top and open base for convenient cable access
- Vented at top and bottom of sides
- Comes fully assembled in a crate to eliminate freight damage
- Black finish



Includes two pairs of full adjustable panel mounting rails, fan box with four fans, casters, ventilated shelves (one with 27U cabinet and two with 42U cabinet), and six cable management brackets.

Mfg. Part No.	Dimensions (in.) H x W x D	Rack U Height	Internal Depth (in.)	Stock No.	Price Each	
					1-2	3-4
● SRP-8131	52.32 x 23.62 x 35.43	27	28.19	95M8974	870.42	841.98
● SRP-8134	78.70 x 23.62 x 35.43	42	28.19	95M8975	1096.10	1060.28
● SRP-8141	52.32 x 23.62 x 43.30	27	36.06	95M8976	991.37	958.97
● SRP-8144	78.70 x 23.62 x 43.30	42	36.06	95M8977	1216.97	1177.20

(112545)

VALURACK UPRIGHT CABINET RACK

- Ready-to-use capability
- Welded together strength and sturdiness
- EIA-310 compliant
- Durable black texture powder-coated finish



VR series feature integral, full height, front panel mounting rails with EIA universal spaced mounting holes. Panel mounting rails are located in the front of the cabinet and are recessed 1". Welded-in supports allow for mounting additional adjustable panel mounting rails. Large 10" square hole in the bottom of the cabinet, along with 1.11" diameter knockouts provides cable access. Bottom of cabinet is pierced for use with casters or levelers. Top is perforated for use with 10" exhaust fan. Suggested 700# equipment load capacity and higher when used in conjunction with adjustable panel mounting rails for 4-point equipment mounting. A sampling of suggested cabinet rack accessories are available on pages 2318-2319. For full line of accessories, on pages 1554 and 2319 and 2323-2324, and 2345. Modifications available, go online or call.

22" EXTERNAL WIDTH, 26" EXTERNAL DEPTH

Mfg. Part No.	Dimensions (in.)		Optional Mounting Rails	Stock No.	Price Each	
	Panel Space	External Height			1-2	3-4
● VR-8924	61.25 x 19.00	66.56	● PMR-9452	45J0128	548.20	
● VR-8925	70.00 x 19.00	75.31	● PMR-9453	45J0129	616.29	
● VR-8926	78.75 x 19.00	84.06	● PMR-9454	45J0130	715.36	

(82536)

ECONOMIZER™ 19" UPRIGHT CABINET RACKS

- Rugged welded frame constructed of 14-gauge steel vertical rails
- Cabinet sides and door feature ventilating louvers
- Ventilated cabinet top has a perforated area to accept Bud FN-1282 10" exhaust fan on page 2344
- 16-gauge solid top and bottom rail supports
- 20-gauge steel side panels and rear door with key that opens 180° and can be hinged left or right
- Fully adjustable, 12-gauge steel panel mounting rails tapped 10-32 in front on E.I.A. universal spacing
- Bottom pierced for RC casters
- Four 1.109" knockouts and one 8.5" diameter hole provide cable access



24" versions also available. RC series casters and Economizer doors, ordered separately online or call. Turnkey cabinet assembly available. A sampling of suggested cabinet rack accessories are available online. For full line of accessories go online or call regarding above and additional modifications.

NON-VENTILATED RACKS

Mfg. Part No.	Dimensions (in.)				Sand Textured Stock No.	Royal Blue Textured Stock No.	Black Textured Stock No.	Price Each
	Panel Size	H	D	W				
ER-16502	42.00	47.31	18.50	17.00	89F1129	89F1099	25B5859	650.54
ER-16504	61.25	66.56	18.50	17.00	89F1131	89F1101	25B5861	768.12
ER-16511	21.00	25.31	25.5	17.00	99B1286	99B1285	99B1284	669.30
ER-16515	70.00	75.31	25.50	24.00	89F1137	89F1107	25B5867	878.01
ER-16521	21.00	25.31	30.75	29.25	99B1289	99B1288	99B1287	772.05
ER-16522	42.00	47.31	30.75	29.25	89F1139	89F1109	25B5869	768.94
ER-16523	52.50	57.81	30.75	29.25	89F1140	89F1110	25B5870	804.53
ER-16524	61.25	66.56	30.75	29.25	89F1141	89F1111	25B5871	897.99

VENTILATED RACKS

Mfg. Part No.	Dimensions (in.)				Sand Textured Stock No.	Royal Blue Textured Stock No.	Black Textured Stock No.	Price Each
	Panel Size	H	D	D				
ER-16603	52.50	57.81	18.50	17.00	50F9644	50F9659	25B5930	757.54
ER-16612	42.00	47.31	25.50	24.00	50F9648	50F9663	25B5934	784.40
ER-16614	61.25	66.56	25.50	24.00	50F9650	50F9665	25B5936	886.67
ER-16615	70.00	75.31	25.50	24.00	50F9651	50F9666	91B6423	923.15
ER-16616	78.75	84.06	25.50	24.00	50F9652	50F9667	25B5937	973.55
ER-16622	42.00	47.31	30.75	29.25	50F9653	50F9668	25B5938	830.88
ER-16623	52.50	57.81	30.75	29.25	50F9654	50F9669	25B5939	866.54
ER-16624	61.25	66.56	30.75	29.25	50F9655	50F9670	25B5940	960.01
ER-16625	70	75.31	30.75	29.25	50F9656	50F9671	93B7076	982.50
ER-16626	78.75	84.06	30.75	29.25	50F9657	50F9672	25B5941	1067.90

(82526)

UPRIGHT CABINET RACKS



Racks are accessible from the front or rear. Construction: welded 14-gauge steel frame with "U" shaped 16-gauge panel mounting rail supports. Dimensions: 24 1/16" outside width. Racks with 22" outside depth (C) have an 18 1/16" x 17" opening at the top. Racks with 25 1/2" outside depth (C) have an 18 1/16" x 20 1/2" opening on top. 20-gauge door. 18-gauge sides and top. Front and rear panel mounting rails tapped #10-32 on E.I.A. Universal spacing. Accommodates 19" panels. 1.09" diameter knockout holes in base. One door and two pairs of fully adjustable mounting rails are included. 24" panel space upright rack available by special order; go online or call. Caster brackets pierced for RC-7758 casters available on page 2322. Please see the most popular cabinet and accessories on pages 2318-2319. For full line of accessories, on pages 1554 and 2319 and 2323-2324, and 2345. Modifications available, contact Newark.

CABINET RACKS - 22" OUTSIDE DEPTH; 20 1/2" INSIDE DEPTH

Gray Textured Mfg. Part No.	Gray Textured Stock No.	Royal Blue Textured Mfg. Part No.	Royal Blue Textured Stock No.	Dimensions (in.)		Wgt. (lbs.)	Price Each	
				Height	Panel Space		1-2	3-4
● 60-2300-GT	92F900	● 60-2300-RB	89F4228	29.62	21.00	112	943.36	
● 60-2301-GT	92F901	● 60-2301-RB	96F7128	40.12	31.50	137	1028.16	
● 60-2302-GT	92F902	● 60-2302-RB	89F6078	50.62	42.00	162	1163.73	
● 60-2304-GT	92F904	● 60-2304-RB	89F6078	69.87	61.25	215	1380.77	

CABINET RACKS - 25 1/2" OUTSIDE DEPTH; 24" INSIDE DEPTH

● 60-2307-GT	92F907	● 60-2307-RB	89F6081	29.62	21.00	123	980.50	
● 60-2308-GT	92F908	● 60-2308-RB	89F6082	40.12	31.50	145	1053.99	
● 60-2310-GT	92F910	● 60-2310-RB	89F6083	61.12	52.50	202	1289.16	
● 60-2312-GT	92F912	● 60-2312-RB	89F6085	78.62	70.00	231	1496.36	

30 SERIES EXTRA DEEP UPRIGHT CABINET RACKS

Dimensions: 24 1/16" outside width; 30 3/4" outside depth; clear inside depth 29 3/4"; top opening 18 1/16" x 25 3/4".

Gray Textured Mfg. Part No.	Gray Textured Stock No.	Royal Blue Textured Mfg. Part No.	Royal Blue Textured Stock No.	Dimensions (in.)		Wgt. (lbs.)	Price Each	
				Height	Panel Space		1-2	3-4
● 30-2302-GT	99F1024	● 30-2302-RB	89F6070	50.62	42.00	202	1291.23	
● 30-2303-GT	99F1025	● 30-2303-RB	89F6071	61.12	52.50	225	1417.99	
● 30-2304-GT	99F4236	● 30-2304-RB	89F6072	69.87	61.25	245	1517.08	
● 30-2504-GT	25B6555	● 30-2504-RB	25B6556	69.25	61.25	230	1294.56	
● 30-2506-GT	25B6559	● 30-2506-RB	25B6560	86.75	78.75	269	1546.53	

(7020)

Designing an embedded control system? See our huge selection of MCUs, MPUs & DSPs in this catalog and online.

(148861)

CABINETS & RACKS

UPRIGHT CABINET RACKS



Accessible from front and rear. All welded steel construction includes 14 gauge frame with "U" shaped 16-gauge panel mounting rail supports, 20 gauge door, 18 gauge sides and top. Anodized aluminum extrusion top trim. Front and rear panel mounting rails tapped #10-32 on E.I.A. universal spacing. Accommodates 19" panels. One-inch (1.109") knockout holes in base. Two pairs of fully adjustable mounting rails are included. Units are shipped assembled. Caster brackets pierced for RC-7758 casters. Order casters separately on page 2322. A sampling of the most popular cabinet rack accessories are available on pages 2318-2319. For full line of accessories; on pages 1554 and 2319 and 2323-2324, and 2345. Modifications and other sizes available, contact Newark.

UPRIGHT CABINET RACKS - 23.87" EXTERNAL DEPTH, 20.50" CLEAR INSIDE DEPTH

Mfg. Part No.	Royal Blue Textured Stock No.	Gray Textured Stock No.	Dimensions (in.)		Weight (lbs.)	Price Each	
	RB	GT	H	Panel Space		1-2	3-4
E-2000	80W500	80W638	30.25	21.00	119	978.65	925.75
E-2006	80W621	80W622	79.25	70.00	233	1497.84	1416.87

UPRIGHT CABINET RACKS - 27.37" EXTERNAL DEPTH, 24" CLEAR INSIDE DEPTH

Mfg. Part No.	Royal Blue Textured Stock No.	Gray Textured Stock No.	Dimensions (Inches)		Weight (lbs.)	Price Each	
	RB	GT	H	Panel Space		1-2	3-4
E-2008	80W627	80W628	30.25	21.00	129	991.97	938.35
E-2011	80W506	80W636	51.25	42.00	179	1244.76	1177.47
E-2012	80W604	80W605	61.75	52.50	215	1397.42	1321.88
E-2013	80W607	80W607	70.5	61.25	234	1478.23	1398.32
E-2015	29M6878	80W613	88	78.75	268	1657.97	1568.35

EXTRA DEEP UPRIGHT CABINET RACKS - 32.62" EXTERNAL DEPTH, 29.25" CLEAR INSIDE DEPTH

Mfg. Part No.	Royal Blue Textured Stock No.	Gray Textured Stock No.	Dimensions (Inches)		Weight (lbs.)	Price Each	
	RB	GT	H	Panel Space		1-2	3-4
E30-2000	99F1064	99F1072	30.25	21.00	150	1065.46	1007.86
E30-2004	99F1068	99F1076	61.75	52.50	248	1448.63	1370.32
E30-2006	99F1070	99F1078	79.25	70.00	303	1656.64	1567.09

Dimension "B": 24 3/16" for all of the above cabinet racks. (7208)

ECONOMIZER® TURN KEY CABINET RACK ASSEMBLIES



- Completely assembled
- Sturdy, welded steel frame
- Louvered side panels and rear door
- Ventilated top, suitable for exhaust fan **FN-1282** on page 2344
- Accept 19" EIA width panels
- 1200# capacity
- Four 4" diameter cable access holes in the top; one 9.56" square hole in the base
- Locking Econoglass front door
- 2 pairs of installed full height panel mounting rails
- Additional sizes, colors and configurations available; go online or call
- Includes two ventilated shelves

A sampling of suggested cabinet rack accessories is available on pages 2318-2319. Please see the full line of accessories on pages 1554 and 2319 and 2323-2324, and 2345. Modifications available, contact Newark.

Mfg. Part No.	Inside Dimensions		External Dimensions			Textured Finish	Stock No.	Price Each
	Panel Size (Inches)	Height (Inches)	Width (Inches)	Depth (Inches)	Height (Inches)			
● DC-8002-BT	70.00 x 24.00	75.31	22	25.50	22	Black	01C4642	1143.90
● DC-8002-RB	70.00 x 24.00	75.31	22	25.50	22	Royal Blue	01F144	1193.85
● DC-8002-S	70.00 x 24.00	75.31	22	25.50	22	Sand	97F7942	1193.85

(7035)

SERVER CABINET SYSTEMS

Just Added



- Extra deep 36" and 43" cabinets accept most manufacturer's servers; panel space: 78.75 x 19"
- Front Econoglass door is ventilated; sides, top and rear door are perforated for maximum air flow
- Cable access ports in both top and bottom panels
- 2 pairs of fully-adjustable universal spacing mounting rails
- Welded frame
- Add-A-Rack system permits building a series of racks into one integral system

Cabinets are finished in textured black powder coat. Add-A-Rack units are available, identical to the main cabinet but allows the economical combination of 2 or more cabinets. Order one main cabinet; successive bays may be ordered as Add-A-Rack versions. Modifications available, contact Newark.

CABINETS

Mfg. Part No.	Dimensions (in.) H x W x D		Stock No.	Price 1-2
	DC-8105	84.06 x 24 x 35.43		
DC-8106	84.06 x 24 x 35.43	57J6240	2100.57	
DC-8110	84.06 x 24 x 43.31	24C9911	2248.57	
DC-8111	84.06 x 24 x 43.31	57J6241	2400.12	

ACCESSORIES

Mfg. Part No.	Description	Stock No.	Price Each
● FN-1282	Top Mount Exhaust Fan	52M8820	140.09
● RL-7767	Adjustable Stem Leveler	91F103	4.79
● CSB-8180	Chassis Support Brackets	33C4119	92.61
● SH-8190	Universal Stationary Shelf, 31" Travel	33C4169	91.11
SH-8195	Heavy Duty Sliding Shelf, 30" Travel	30C9827	570.81
SH-8196	Heavy Duty Sliding Shelf, 36" Travel	33C4171	615.58
● RC-7758-PR	3.25" Ball Bearing Caster (1 pair)	06M4777	34.22
● POS-194-S	Rack Mount Power Outlet Strip	99B1509	56.98
● 9260	12-24 x 0.5" Phillips, Steel Machine Screw, Zinc Plate	05M4607	0.10
● 9621	12-24 U-Type Steel Clip Nut, Black Finish	94F4893	0.63
● 307	12-24 Cage Nut, Zinc Plate	30C9829	1.89
● 851DLH	M6 Cage Nut, Zinc Plate	02P6324	1.72

(68995)

19"/23" EQUIPMENT CABINET RACK



Sturdy all-welded steel frame. Standard 84" high cabinet with 27" width and 30.75" overall depth. 78.75" panel height with choice of either 19" or 23" panel width. Lockable ventilated front and rear doors. Multiple cable access ports. Four panel mounting rails. 1200 lbs. equipment load capacity. Color: Neutral sand texture. Modifications available, contact Newark.

Mfg. Part No.	Panel Width (in.)	Overall Size (in.) H x W x D	Stock No.	Price Each		
				1-2	3-4	5-7
DC-8010	19 and 23	84.06 x 27 x 30.75	77C5220	1288.42	1218.77	1157.84

ACCESSORIES

Mfg. Part No.	Description	Stock No.	Price Each
● 307	12-24 Cage Nut, Zinc Plate	30C9829	1.89
● 9260	12-24 x 0.5" Phillips, Steel Machine Screw, Zinc Plate	05M4607	0.10
● 9621	12-24 U-Type Steel Clip Nut, Black Finish	94F4893	0.63

(72474)

CABINET RACK ACCESSORIES

Just Added



Mfg. Part No.	Description	Stock No.	Price Each	
			1-5	6-49
● RL-7767	Adjustable Stem Leveler	91F103	4.79	3.96
● FT-1170-WH	9-Position Fan Tray	06M4714	183.69	170.74
● PA-1101-MG	1.75" High Surface Shield Panel for 19" Racks	91F388	11.77	9.82
POS-66	6 Outlet Power Strip	81F4473	71.69	67.09
● FN-1282	Top Mount Exhaust Fan	52M8820	140.09	131.11
● SH-2392	Ventilated Sliding Shelf	06M4832	114.20	106.14

➤ CONTINUED ➤

eInvoices
 Now you can view, print or email Newark invoices from our website under MY ACCOUNT eSuite. Log in or register today.

(148830)

CABINETS & RACKS

CABINET RACK ACCESSORIES (CONT.)

Mfg. Part No.	Description	Stock No.	Price Each	
			1-5	6-49
● SH-2486	24" Ventilated Stationary Shelf	23C2093	84.87	79.30
● FC-1283		99B1308	11.34	9.47

(82496)

ECONOGLAS RACK DOORS WITH KEYLOCK




- Econoglas doors fit **Classic II** and **Economizer®** upright cabinet racks on pages 2317-2318
- Features an aluminum frame door with a gasketed 0.18" thick smoke gray plastic door panel insert
- Can be used in place of a normal steel door
- Comes standard with keylock and fits 19" panel widths
- Clears panel space when opened 90° or more
- Installation hardware included
- Modifications available, go online or call

Mfg. Part No.	Vertical Panel Space (in.)	Weight (lbs.)	Stock No.	Price Each		
				1-4	5-9	10-14
● V-9760-L	21	11	99B1571	174.26	161.97	145.21
● V-9763-L	42	19	87H8622	233.32	223.17	215.56
● V-9764-L	52.5	20	25B6530	254.75	236.79	212.29
● V-9765-L	61.25	23	17M9939	255.77	237.73	213.14
● V-9766-L	70	24	06M4881	262.86	244.33	219.05
● V-9767-L	78.75	26	25B6531	319.88	297.33	266.57


(6900)

MOUNTING RAILS FOR RACKS

Just Added



Standard



L-Shaped

12-gauge steel panel mounting rails for accessories that require 2 sets of rails. Standard panel mounting rails sold in packages of 2. L-shaped panel mounting rails sold in packages of 4. Modifications available, go online or call.

STANDARD PANEL MOUNTING RAILS

Mfg. Part No.	Panel Space (in.)	Stock No.	Price per Pkg.		
			1-2	3-4	5-7
● PMR-9448	21.00	06M4757	62.72	56.42	50.18
● PMR-2331	24.50	95F6417	53.28	49.52	44.40
● PMR-9449	31.50	06M4758	71.40	64.28	57.10
● PMR-9450	42.00	06M4759	77.38	69.63	61.88
● PMR-9451	52.50	17M9931	85.75	77.17	68.59
● PMR-9452	61.25	06M4760	95.89	86.32	76.70
● PMR-9453	70.00	06M4761	104.84	94.33	83.88
● PMR-9454	78.75	06M4762	111.13	100.00	88.92

L-SHAPED PANEL MOUNTING RAILS

● PMR-9483	70.00	06M4763	176.13	158.50	140.92
● PMR-9484	78.75	06M4764	186.48	167.81	149.19

ACCESSORIES

Mfg. Part No.	Description	Stock No.	Price Each
			1-99
● 307	12-24 Cage Nut, Zinc Plate	30C9829	1.89
● 851DLH	M6 Cage Nut, Zinc Plate	02P6324	1.72
● 9260	12-24 x 0.5" Phillips, Steel Machine Screw, Zinc Plate	05M4607	0.10

(6968)



eQuotes

Retrieve and process Newark quotes online from our website under MY ACCOUNT eSuite. Log in or register today.

(148833)

ALUMINUM OPEN RELAY RACKS



Ideal for installation where easy access to components is a top priority. Built for solid, trouble-free service, these aluminum racks are available in two heights: 42" and 77" with 19" and 23" wide panel spaces. Panel mounting holes are #12-24 tapped on E.I.A. universal spacing, on both front and rear flanges. Racks have been tested to 1000-lb. equipment load capacity. Order shelves separately on page 2320. Modifications available, contact Newark

77" PANEL SPACE HEIGHT

Mfg. Part No.	Panel Space H x W (in.)	Finish	Height (in.)	Wt. (lbs.)	Stock No.	Price Each	
						1-9	10-14
● ARR-1272-BT	77.00 x 19.00	Black	84.125	37	25B5648	225.79	203.22
● ARR-1272-NF	77.00 x 19.00	Natural	84.125	37	05M3893	208.47	187.62
● ARR-1294-BT	77.00 x 23.00	Black	84.125	40	91F3872	364.00	304.50

42" PANEL SPACE HEIGHT

● ARR-1276-BT	42.00 x 19.00	Black	50	27	06M4411	239.20	200.10
● ARR-1276-NF	42.00 x 19.00	Natural	50	27	91F3862	218.40	182.70
● ARR-1296-BT	42.00 x 23.00	Black	50	30	06M4412	270.40	226.20
● ARR-1296-NF	42.00 x 23.00	Natural	50	30	91F3864	249.60	208.80

(6961)

STEEL OPEN RELAY RACKS



Ideal for telecommunications installations where easy access to components is necessary. These ruggedly constructed chassis-type base and supporting angles. Rails tapped #10-32 on EIA universal spacing. 19 3/8" W x 22" D base drilled for type RC casters, ordered separately on page 2322. Racks are shipped unassembled. Base drilled for type RC casters, ordered separately on page 2322. Modifications available, contact Newark

RR-1263-MG

Mfg. Part No.	Color	Panel Space H x W (in.)	Height (in.)	Stock No.	Price Each		
					1-9	10-14	15-19
● RR-1263-MG	Gray	31.5 x 19	35.63	06M4787	172.07	154.64	141.57
● RR-1363-MG	Gray	36.75 x 19	40.88	91F1743	183.13	164.58	150.67
● RR-1264-MG	Gray	66.5 x 19	70.63	91F1741	206.75	185.81	170.11
● RR-1364-MG	Gray	71.75 x 19	75.88	91F1744	211.33	189.93	173.88
● RR-1366-MG	Gray	77 x 19	81.13	91F1745	215.99	194.12	177.71
● RR-1263-BT	Black	31.5 x 19	35.63	93F4046	172.07	154.64	141.57
● RR-1264-BT	Black	66.5 x 19	70.63	93F4047	206.75	185.81	170.11
● RR-1363-BT	Black	36.75 x 19	40.88	93F4048	183.13	164.58	150.67
● RR-1364-BT	Black	71.75 x 19	75.63	93F4049	211.33	189.93	173.88
● RR-1366-BT	Black	77 x 19	81.13	93F4050	215.99	194.12	177.71

ACCESSORIES

Mfg. Part No.	Description	Stock No.	Price Each
			1-100
● 7346	10-32 x 0.62" Phillips, Truss Head, Steel Screw, Zinc Plate	06M4902	0.09
● RC-7758-PR	3.25" Ball Bearing Caster (1 pair)	06M4777	34.22

(79089)

HEAVY-DUTY STEEL OPEN RELAY RACKS



These heavy-duty racks are designed to be bolted to the floor. 20 3/8" W x 12 3/4" D base. Panel mounting holes drilled and tapped #12-24. Black textured finish. Racks are shipped unassembled. Modifications available, contact Newark

Mfg. Part No.	Panel Space H x W (in.)	Height (in.)	Stock No.	Price Each
				1-9
● RR-1265	x 19	72.25	25B6468	278.32
● RR-1269	x 19	82.75	50F9852	292.30

ACCESSORIES

Mfg. Part No.	Description	Stock No.	Price Each
			1-100
● 9260	12-24 x 0.5" Phillips, Steel Machine Screw, Zinc Plate	05M4607	0.10

(79089)

CABINETS & RACKS

EXTRA-STURDY STEEL OPEN RELAY RACKS

These extra-sturdy racks constructed of 14- and 12-gauge steel with metallic-gray and black textured finish. 8"-deep welded "U" member and triangular brackets hold upright to 12-gauge steel, 20%W x 26"D chassis-type base. Panel mounting rails tapped at #10-32 on E.I.A. universal spacing. Racks are shipped unassembled. Base drilled for type RC casters, ordered separately on page 2322. Modifications available, contact Newark.



Mfg. Part No.	Panel Space H x W (in.)	Finish	Height (in.)	Stock No.	Price Each		
					1-9	10-14	15-19
● RR-1367-BT	61.25 x 19	Black	64.63	93F642	376.36	338.25	309.66
● RR-1368-BT	70 x 19	Black	73.37	94F4915	400.46	359.90	329.49
● RR-1369-BT	77 x 19	Black	80.45	70B9273	413.81	371.90	340.47
● RR-1367-MG	61.25 x 19	Gray	64.63	91F1746	376.36	338.25	309.66
● RR-1368-MG	70 x 19	Gray	73.37	91F1747	400.46	359.90	329.49
● RR-1369-MG	77 x 19	Gray	80.37	91F1748	413.81	371.90	340.47

RR-1367-MG

ACCESSORIES

Mfg. Part No.	Description	Stock No.	Price Each
● 7346	10-32 x 0.62" Phillips, Truss Head, Steel Screw, Zinc Plate	06M4902	0.09
● RC-7758-PR	3.25" Ball Bearing Caster (1 pair)	06M4777	34.22

(79091)

TABLETOP RELAY RACKS

Chassis-type base for mounting heavy components. Supporting angles provide steady support. Panel mounting rails are recessed so that standard 19" panel will fit flush with front; tapped #10-32 on EIA universal spacing, 20.375 x 12" base. Order panels separately on page 2323. Modifications available, go online or call.



BLACK TEXTURED

Mfg. Part No.	Panel Space H x W (inches)	Wt. (lbs.)	Stock No.	Price Each		
				1-14	15-24	25-34
● RR-1248-BT	21.00 x 19.00	14.250	91F030	112.11	100.75	92.24
● RR-1249-BT	28.00 x 19.00	16.750	05M4331	122.53	110.13	100.82

METALLIC GRAY

● RR-1248-MG	21.00 x 19.00	14.250	91F677	112.11	100.75	92.24
● RR-1249-MG	28.00 x 19.00	16.750	06M4786	122.53	110.13	100.82

ACCESSORIES

Mfg. Part No.	Description	Stock No.	Price Each
● 7346	10-32 x 0.62" Phillips, Truss Head, Steel Screw, Zinc Plate	06M4902	0.09

(6962)

DOUBLE RACKS AND ACCESSORIES

- Lightweight but sturdy aluminum and steel construction
- Panel space: standard 19" x 77" (44-U)
- 4-point mounting for heavier networking equipment
- 4-post construction with dual mounting surfaces, along with three universally usable and common depths, provides numerous equipment mounting possibilities
- Depth extenders provide wiring ladder and/or cableway mounting provisions
- Floor mounting holes provided for maximum sturdiness and security
- Optional HW-8097 Add-A-Rack kit allows joining of multiple racks
- Assembles quickly and easily with one 5/8" wrench
- Durable black textured powder coat finish
- Meets EIA-310 standards
- 1100 lb. weight load capacity
- Modifications available, go online or call



DR-8092

Mfg. Part No.	Dimensions (in.) H x W x D	Stock No.	Price 1-9
● DR-8092	84 x 20.25 x 24	06M4615	540.21
● DR-8093	84 x 20.25 x 30	06M4616	543.60
● DR-8094	84 x 20.25 x 36	73C9218	545.69

➤ CONTINUED ➤

DOUBLE RACKS AND ACCESSORIES (CONT.)

ACCESSORIES

Mfg. Part No.	Description	Stock No.	Price 1-2
● PMR-8088	Adjusting Panel Mounting Rails, Panel Space: 19" x 75.25"	10M6200	103.60
● SH-8096	Adjustable Shelf, Panel Width 19", Shelf Depth 24-36"	06M4835	96.15
● AB-8089	Adjusting Bracket, Dimensions 1.75" x 8"	90C1230	28.97

(72475)

SWING FRAME RACKS

Perfect for patch panel mounting where floor space is not available. Affords easy access to rear of equipment. Can be installed to swing from either the left or right side to adapt to any set-up. Swing frame section is secured with quick-release pin latches. Racks come completely assembled with panel mounting hardware and six 8" Velcro® cable management straps, except mfg. part nos. SF-2184 and SF-2194, easy assemble versions. Sturdy welded steel with black powdercoat finish. Available in two styles: **Style A** = knock-down assembly; **Style B** = welded assembly. Modifications available, go online or call.



Style B

Mfg. Part No.	Style	Dimensions (in.) H x W x D	Panel Space (in.)	Stock No.	Price Each	
					1-2	3-9
● SF-2184	A	24 x 21.25 x 18	21.00 x 19.00	06M4822	173.83	164.43
● SF-2283	B	24 x 21.25 x 12	21.00 x 19.00	06M4823	248.64	235.20
● SF-2284	B	24 x 21.25 x 18	21.00 x 19.00	83F3657	284.16	268.80
● SF-2293	B	38 x 21.25 x 12	35.00 x 19.00	83F3658	298.96	282.80
● SF-2294	B	38 x 21.25 x 18	35.00 x 19.00	06M4824	361.92	...

(34675)

STATIONARY AND SLIDING SHELVES

Ventilated and non-ventilated black textured shelves fit 19" wide panel spaces and all cabinet rack depths. All are 16-gauge steel and include necessary mounting hardware. Shelves allow sufficient room in rear for cables and power outlet strips. Sliding shelves are flanged on all four sides for added support. 24" wide panel available. Require 2 pairs of adjustable mounting rails in the cabinet to install. Modifications available, go online or call.

STATIONARY SHELVES

Mfg. Part No.	Dimensions (in.) W x D	Ventilated	Stock No.	Price Each		
				1-2	3-4	5-7
● SH-2383	17.91 x 14.25	Yes	06M4827	61.94	57.57	51.61
● SH-2384	17.91 x 17.75	Yes	91F9872	64.90	60.32	54.08
● SH-2385	17.91 x 21.25	Yes	91F9873	67.32	62.57	56.10
● SH-2386	17.91 x 26.5	Yes	17M9935	72.93	67.79	60.78
● SH-2379	17.9 x 14.25	No	06M4825	59.44	55.25	49.53
● 60-2380	17.9 x 19.25	No	05M4595	61.94	57.57	51.61
● 60-2381	17.9 x 22.75	No	06M4901	65.06	60.47	54.21
● SH-2382	17.9 x 26.5	No	06M4826	69.66	64.75	58.05

SLIDING SHELVES

Mfg. Part No.	Dimensions (in.) W x D	Travel (in.)	Ventilated	Stock No.	Price Each		
					1-2	3-4	5-7
● SH-2391	17.9 x 14.25	8	Yes	06M4831	106.63	99.11	88.86
● SH-2392	17.91 x 17.75	12	Yes	06M4832	114.20	106.14	95.16
● SH-2393	17.91 x 21.25	15	Yes	06M4833	119.97	111.51	99.97
● SH-2394	17.91 x 26.5	19	Yes	05M4390	129.48	120.35	107.90
● SH-2387	17.91 x 14.25	8	No	06M4828	104.68	97.30	87.23
● SH-2388	17.91 x 17.75	12	No	06M4829	112.32	104.40	93.60
● SH-2389	17.91 x 21.25	15	No	06M4830	118.02	109.70	98.35
● SH-2390	17.91 x 26.5	19	No	17M9936	127.53	118.54	106.28

(6971)

TOOL-LESS SHELF

Mfg. part no. SH-1730 is made out of heavy duty 16-gauge steel with 12-gauge steel mounting brackets. Finished in durable smooth black powdercoat. Mounting brackets attach to standard panel mounting rails with simple thumbscrews. Shelf inserts into brackets for a solid and secure mounting surface for up to 150 lbs. of equipment. Installs in less than 5 minutes without requiring any additional tools or hardware. Ideal for 19" panel width cabinet/rack installations requiring frequent equipment relocations.



Mfg. Part No.	Panel Width (inches)	Width (inches)	Depth (inches)	Stock No.	Price Each
● SH-1730	19.00	17.68	23	45J0127	87.05

(83208)

CENTER-MOUNTED RELAY RACK SHELVES

- Mounts between uprights on all standard 19" panel widths
- 16-gauge steel construction
- Dimensions: 19D x 5.25"H
- Modifications available, *contact Newark.*




Black Textured		Metallic Gray		Description	Price Each
Mfg. Part No.	Stock No.	Mfg. Part No.	Stock No.		
● SA-1765-BT	06M4809	● SA-1765-MG	06M4810	Nonventilated	80.60
● SA-1766-BT	06M4811	● SA-1766-MG	06M4812	Ventilated	93.19

(7013)

OPEN RELAY RACK SHELVES

- One-piece, 16-gauge steel
- Shelves fit 19" and 23" wide panel spaces and 5.25" panel heights
- Flanged for added support
- All mounting hardware included
- Modifications available, *contact Newark*



NOTE: Even type numbers are nonventilated shelves; odd type numbers are ventilated shelves.

Metallic Gray Mfg. Part No.	Metallic Gray Stock No.	Black Textured Mfg. Part No.	Black Textured Stock No.	W x D (inches)	Price Each
● SA-1748-MG	06M4797	● SA-1748-BT	05M4351	17.62 x 10	47.43
● SA-1749-MG	06M4798	● SA-1749-BT	05M4352	17.62 x 10	48.68
● SA-1750-MG	06M4800	● SA-1750-BT	06M4799	17.62 x 15	63.91
● SA-1751-MG	06M4802	● SA-1751-BT	06M4801	17.62 x 15	69.84
● SA-1752-MG	06M4804	● SA-1752-BT	06M4803	17.62 x 20	76.44
● SA-1753-MG	06M4806	● SA-1753-BT	06M4805	17.62 x 20	82.84

(6964)

ADJUSTABLE OPEN RACK SHELVES




16-gauge steel shelves fit in 19" wide panel spaces. Adjustable for depth within rack and flanged for added support. Mounting brackets and hardware included. Supports 150lbs.

W x D (in.)	Weight (lbs.)	Metallic Gray		Price Each	Black Textured		Price Each
		Mfg. Part No.	Stock No.	1-5	Mfg. Part No.	Stock No.	1-5
17.62 x 16	8.3	● SA-1278-MG	98F1663	105.04	● SA-1278-BT	06M4792	105.04
17.62 x 20	9.3	● SA-1279-MG	94F4883	113.26	● SA-1279-BT	06M4793	113.26
21.62 x 16	10	● SA-1378-MG	99B1538	91.42	● SA-1378-BT	99B1537	91.42
21.62 x 20	11	● SA-1379-MG	99B1540	100.78	● SA-1379-BT	99B1539	100.78

(90472)

KEYBOARD/MOUSE SHELVES



Stationary

Sliding

Stationary and sliding shelves are constructed of heavy-gauge steel. Mfg. part no. SA-1775 stationary shelf features mouse pad that can be bolted onto either side of the shelf. Utilize 1U (1.75") of panel space height. Mfg. part nos. KS-1785 and KS-1787 sliding shelves lock securely in the open position. Feature a small mouse pad that slides out in either the left- or right-hand position. Utilize 2U (3.50") of panel space height. Available in 19" and 23" panel space widths in either black textured finish or metallic gray.

Black Textured Mfg. Part No.	Black Textured Stock No.	Metallic Gray Mfg. Part No.	Metallic Gray Stock No.	Panel/Max. Keyboard Widths	Price Each		
					1-12	13-14	15-19
● SA-1775-BT	06M4814	● SA-1775-MG	06M4815	19.0"/20.0"	74.36	66.93	59.49
● KS-1785-BT	06M4728	● KS-1785-MG	91F3891	19.0"/16.5"	156.32	140.66	125.06
● KS-1787-BT	06M4729	● KS-1787-MG	06M4730	23.0"/20.5"	171.83	154.43	141.38

(12750)

SLIDING KEYBOARD SHELF



Fits into any 19" panel width cabinet or rack yet still accepts all standard PC and most custom keyboards up to 23" wide. Ample storage space for keyboards, mouse and manuals. Convenient adjustable mouse and/or notepad panel. Black finish.

Mfg. Part No.	Width (in.)	Max. Keyboard Width (in.)	Stock No.	Price Each		
				1-49	50-99	100-149
● KS-1788	19	23	06M4731	169.97	159.07	141.64

(79003)

MONITOR SHELVES

Just Added



- Open rack shelf fits in 19" W x 15.75" H panel spaces
- Constructed of heavy gauge steel
- Keyboard shelf folds up in front of the monitor when not in use
- Accepts most keyboards up to 18.87" W
- Comes with detachable mouse pad

Mfg. Part No.	Dimensions H x W x D (in.)	Stock No.	Price Each			
			1	3-9	10-24	25+
SA-1746	15.72 x 18.87 x 27.02	96B8817	177.60	168.00	159.60	147.60

(139083)

PANEL EXTENDERS

Just Added



- Heavy gauge steel brackets extend panels 5" beyond normal panel mounting rails
- Panel mounting holes on EIA universal spacing
- Includes all mounting hardware
- Black finish

Mfg. Part No.	Height (in.)	Rack U Height	Stock No.	Price Each			
				1-9	10-14	15-19	20+
● PE-1600	3.5	2	06M4755	18.72	17.40	15.60	14.76
● PE-1601	5.25	3	06M4756	20.54	18.46	16.90	15.99

(139082)

SHELF ASSEMBLIES



Easily attach over panel, direct to panel, or to panel mounting rails. Mounting brackets slip into shelf bottom. Overall height: 7", width: 22". Hardware included. Available in royal blue (suffix RB), and gray textured (suffix GT). Modifications available, *contact Newark.*

Mfg. Part No.	Royal Blue Stock No.	Gray Textured Stock No.	Depth (in.)	Price Each		
				1-9	10-14	15-19
SA-1719	06M4795	06M4794	16	97.50	87.78	78.00
SA-1720	06M4796	91F883	20	98.39	88.56	78.73

(6902)

Expert technical support

Chat online to our team of engineers, or connect to them through your representative.

(148838)

CABINETS & RACKS

SLIDING DRAWERS



Supports heavy loads even when fully extended. Fit cabinets with 19" panel space and require 2 pairs of panel mounting rails per cabinet rack. 8.750" panel height. Available in 3 colors. Modifications available, go online or call.



Mfg. Part No.	Color	Internal Dimensions (in.) H x W x D	Weight Load (lbs.)	Stock No.	Price Each		
					1-9	10-14	15-19
● D-1722-WH	White	6.31 x 16.56 x 16.19	120	06M4610	224.59	202.13	179.66
● D-1722-MG	Metallic Gray	6.31 x 16.56 x 16.19	120	91F3875	226.03	208.18	197.78
● D-1722-BT	Black	6.31 x 16.56 x 16.19	120	06M4609	224.59	202.13	179.66
● D-1723-WH	White	6.31 x 16.56 x 19.19	92	06M4612	233.17	209.88	186.53
● D-1723-BT	Black	6.31 x 16.56 x 19.19	92	06M4611	233.17	209.88	186.53

(34677)

DESKTOPS AND DESKTOP DRAWERS



DD-2363



60-2361



DT-17400

DD-2363 hinged drawer tops have plastic laminate bonded to aluminum. Front panel height 2U (3.5"), mount to panel mounting rails in cabinet. Inside size: 16.88 x 13.88 x 3". Modifications available, contact Newark.

Mfg. Part No.	Color	Stock No.	Price Each		
			1-2	3-4	5-7
● DD-2363-BT	Black	06M4614	261.85	243.39	218.21
● DD-2363-MG	Gray	93F050	261.85	243.39	218.21
● DD-2363-WH	White	17M9924	261.85	243.39	218.21

60-2361 sliding desktops require only 1U (1.75") panel space and 15.125 - 17.625" inside. Working area: 11 x 17.375". Supports 50 lbs. Laminated surface mounts to uprights in 60 series cabinets without brackets. Modifications available, contact Newark.

Mfg. Part No.	Color	Dimensions (in.) H x W x D	Stock No.	Price Each		
				1-2	3-4	5-7
● 60-2361-MG	Metallic Gray	1.75 x 15.75 x 15.37	06M4900	158.66	150.08	142.58
● 60-2361-WH	White	1.75 x 15.75 x 15.37	95F5528	158.66	150.08	142.58
● 60-2361-BT	Black	1.72 x 17.88 x 17	25B6569	158.66	150.08	142.58

DT-17400 supports 200 pounds. To install, bolt pre-slotted, adjustable support channels to cabinet racks mounting rails. Fits all cabinet depths. 18" deep, plastic laminated top. Requires two pairs of panel mounting rails per cabinet rack.

Mfg. Part No.	Color	Dimensions (in.) H x W x D	Stock No.	Price Each		
				1-2	3-4	5-7
● DT-17400	White	2.25 x 22 x 18	06M4617	282.76	267.47	254.10

(6901)

ADAPTER MOUNTING BRACKETS



- 16-gauge steel
- Used for mounting 19" wide equipment into open relay racks with 23" and 24" wide panel spaces and enclosed cabinet racks with 24" wide panel spaces
- Mounting holes conform to EIA-310-C (mounting hardware included)
- Black textured finish
- Sold in packages of 2
- Modifications available, contact Newark



Mfg. Part No.	Panel Height	Weight (oz)	Stock No.	Price per Pkg.		
				1-5	6-99	100-199
● AB-1851	1U (1.75")	3	06M4366	9.78	8.12	7.28
● AB-1852	2U (3.50")	6	06M4367	11.44	9.52	8.58

(6969)

HEAVY-DUTY CASTERS AND LEVELERS



RL-7766



RC-7758-PR



RC-7761-PR

HEAVY-DUTY CASTERS

Designed to fit rack and cabinet enclosures. Sold in package of 2.

Mfg. Part No.	Wheel Description	Height (in.)	Load Rating (lbs.)	Stock No.	Price per Pkg.		
					1-5	6-49	50-99
● RC-7758-PR	Ball Bearing	3.25	200	06M4777	34.22	28.50	25.64
● RC-7762-PR	Hard Rubber	4	240	05M4274	69.68	58.09	52.26
● RC-7761-PR	Rubber w/ Brake	4.00	240	06M4778	80.60	67.19	60.48

ADJUSTABLE STEM LEVELERS

3/8-16 thread. Mfg. part nos. RL-7766 and RL-7767 include 2 height-adjusting nuts. 200 lbs. load rating.

Mfg. Part No.	Wheel Description	Height (in.)	Stock No.	Price Each		
				1-5	6-49	50-99
● RL-7771	3/4" Rubber Base	2.75	95F6365	5.20	4.32	3.90
● RL-7767	3/4" Nylon Base	3.75	91F1103	4.79	3.96	3.54
● RL-7766	1" Rubber Base	4.00	06M4779	6.97	5.83	5.26

LEVELER KIT

Kit includes mfg. part no. RL-7767 stem leveler, 8 nuts, washers and bolts, and 2 mounting brackets. For use on Economizer™ racks; order separately at Newark.com.

Mfg. Part No.	Stock No.	Price Each		
		1-49	50-99	100-149
● RL-7770	92F2538	47.84	43.06	38.28

(7148)

SLIDING MECHANISMS



AS-5000-A



BAS-5108



BAS-5106



BAS-5107

Zinc-plated, alloy steel telescoping and linear motion mechanisms with outer member, ball retainer and ball bearings. Stationary delrin guides for stabilization in closed position. Front disconnect and positive stop. Mfg. part nos. AS-5000-A through AS-5004-A are 2-piece slides with a 3/4" extension and a max. chassis width of 2" less than rack panel width when used with mfg. part no. BAS-5106 or BAS-5107 mounting bracket kits; order separately below. AS-5042-A is a 3-piece slide with full extension and a max. chassis width of 2 3/4" less than rack panel width when used with mfg. part no. BAS-5106 or BAS-5107 mounting bracket kits and 2" less than rack panel width when used with mfg. part no. BAS-5108 mounting bracket kit; order separately below.

Mfg. Part No.	Slide Length (in.)	Travel (in.)	Load Rating (lbs)	Bracket Kit	Stock No.	Price per Pkg.		
						1-4	5-9	10-24
● AS-5000-A	12	8	140	BAS-5106 or BAS-5107	06M4413	26.47	23.82	21.17
● AS-5001-A	16	12	120		06M4414	34.84	31.36	27.88
● AS-5002-A	20	15	92		06M4415	36.51	32.87	29.23
● AS-5004-A	26	19	70		50F9837	40.30	36.30	32.24
● AS-5042-A	20	20.87	91	BAS-5106 or BAS-5107 or BAS-5108	06M4416	79.04	71.14	63.24

BRACKET KITS

All kits include the necessary mounting brackets and hardware to install one pair of slides.

Mfg. Part No.	Bracket Kits	Stock No.	Price Each		
			Each	2-4	5-9
● BAS-5106	Universal Mounting Bracket Kit	05M3902	31.41	26.06	23.46
● BAS-5108	Recessed Mounting Bracket Kit	96F9340	50.34	41.76	37.60
● BAS-5107	Economy Bracket Kit	99F3954	22.68	18.83	16.96

(6898)

TRIANGULAR MOUNTING BRACKETS

Just Added



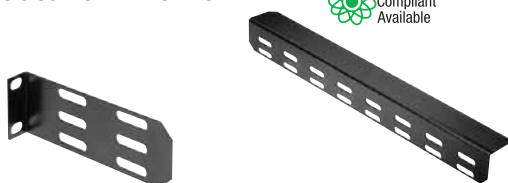
- Heavy gauge steel
- 0.75" flanges support chassis
- Sold in pairs



Mfg. Part No.	Dimensions H x W x D (in.)	Stock No.	Price Each			
			1-5	6-99	100-199	200-299
● MB-1266	5 x 0.75 x 5	91F484	19.35	16.28	14.67	13.00
● MB-1267	7 x 0.75 x 7	91F485	21.12	17.68	15.92	14.15
● MB1268	9 x 0.75 x 9	46P3702	24.76	20.65	18.57	16.54

(139086)

CHASSIS SUPPORT BRACKETS



CSB-1351

CSB-1352

14-gauge steel, black. Support brackets come in pairs and include hardware.

Mfg. Part No.	Bracket	Length (in.)	Inside Depth (in.)	Stock No.	Price Each		
					1-5	6-49	50-99
● CSB-1352	Support	13	17.00	06M4514	31.52	26.32	23.66
● CSB-1353	Support	16	20.50	92F2514	33.30	27.72	25.10
● CSB-1354	Support	23	24.00	06M4516	36.92	30.79	27.72
● CSB-1355	Support	28	29.25	06M4517	40.56	33.86	30.48
● CSB-1351	Adapter	5	...	05M4046	28.92	24.13	21.74

(6918)

PANEL CHASSIS



Fasten to mounting rail in racks. Use as vertical chassis where depth is limited. 0.050" thick aluminum alloy. Natural finish.



Mfg. Part No.	Height (in.)	Panel Depth (in.)	Stock No.	Price Each		
				1-5	6-49	50-99
● CB-1370	1.75	5.281	91F493	24.65	20.60	18.52
● CB-1371	3.50	5.281	91F494	26.11	21.84	19.66
● CB-1372	5.25	5.281	91F495	32.45	27.10	24.39
● CB-1373	7.00	5.281	91F496	37.24	31.15	28.03
● CB-1374	8.75	5.281	91F497	39.42	32.97	29.70
● CB-1375	10.50	5.281	91F498	42.96	35.78	32.19
● CB-1376	12.25	5.281	91F499	48.05	40.15	36.14
● CB-1377	14.00	5.281	91F479	53.15	44.36	39.94

(6921)

ALUMINUM PANELS



- 19" wide without surface shield
- 1/8" thick aluminum alloy
- Standard notching of 2 opposite edges



These 19" wide aluminum panels fit telephone and relay racks. Choice of white textured, metallic-gray or black textured finish. 24" wide aluminum panels are available, go online or call.

STANDARD ALUMINUM ALLOY (3003-H114) — WHITE

Mfg. Part No.	Panel Height (in.)	Weight (lbs.)	Stock No.	Price Each		
				1-5	6-49	50-99
● PA-1101-WH	1.75	0.37	91F1700	11.77	9.82	8.84
● PA-1102-WH	3.50	0.75	91F1702	16.48	13.75	12.38
● PA-1103-WH	5.25	1.12	91F1704	22.63	18.88	17.00
● PA-1104-WH	7.00	1.75	91F1706	28.15	23.48	21.15

➔ CONTINUED ➔

ALUMINUM PANELS (CONT.)

Mfg. Part No.	Panel Height (in.)	Weight (lbs.)	Stock No.	Price Each		
				1-5	6-49	50-99
● PA-1105-WH	8.75	2.00	91F1708	34.03	28.39	25.57
● PA-1106-WH	10.50	2.50	91F1710	43.17	36.02	32.44
● PA-1107-WH	12.25	2.75	91F1712	47.34	39.49	35.57
● PA-1108-WH	14.00	3.25	91F1714	60.64	50.55	45.50
● PA-1109-WH	15.75	3.62	91F1716	67.43	56.25	50.66
● PA-1110-WH	17.50	4.00	91F1718	81.18	74.04	66.46
● PA-1111-WH	19.25	4.25	91F1720	87.82	80.10	71.90
● PA-1112-WH	21.00	5.00	91F1722	82.92	76.37	72.56

STANDARD ALUMINUM ALLOY (3003-H114) — METALLIC GRAY

● PA-1101-MG	1.75	0.37	91F388	11.77	9.82	8.84
● PA-1102-MG	3.50	0.75	91F389	16.48	13.75	12.38
● PA-1103-MG	5.25	1.12	91F390	22.63	18.88	17.00
● PA-1104-MG	7.00	1.75	91F391	28.15	23.48	21.15
● PA-1105-MG	8.75	2.00	91F392	34.03	28.39	25.57
● PA-1106-MG	10.50	2.50	91F393	43.17	36.02	32.44
● PA-1107-MG	12.25	2.75	91F394	47.34	39.49	35.57
● PA-1108-MG	14.00	3.25	91F395	60.64	50.59	45.56
● PA-1109-MG	15.75	3.62	91F396	67.43	56.25	50.66
● PA-1110-MG	17.50	4.00	91F397	81.18	74.04	66.46
● PA-1111-MG	19.25	4.25	91F398	87.82	80.10	71.90
● PA-1112-MG	21.00	5.00	91F399	82.92	76.37	72.56

STANDARD ALUMINUM ALLOY (3003-H114) — BLACK

● PA-1101-BT	1.75	0.37	25B6422	11.77	9.82	8.84
● PA-1102-BT	3.50	0.75	90B2976	16.48	13.75	12.38
● PA-1103-BT	5.25	1.12	90B2984	22.63	18.88	17.00
● PA-1104-BT	7.00	1.75	25B6423	28.15	23.48	21.15
● PA-1105-BT	8.75	2.00	25B6424	34.03	28.39	25.57
● PA-1106-BT	10.50	2.50	25B6425	43.17	36.02	32.44
● PA-1107-BT	12.25	2.75	25B6426	47.34	39.49	35.57
● PA-1108-BT	14.00	3.25	50B1158	60.64	50.59	45.56
● PA-1110-BT	17.50	4.00	25B6428	81.18	74.04	66.46
● PA-1111-BT	19.25	4.25	25B6429	87.82	80.10	71.90
● PA-1112-BT	21.00	5.00	25B6430	82.92	76.37	72.56

HARD ALUMINUM ALLOY (6061-T6) — WHITE

● PA-1131-WH	1.75	0.37	25B6431	16.66	13.90	12.52
● PA-1132-WH	3.50	0.75	25B6432	23.92	19.97	18.00
● PA-1133-WH	5.25	1.12	25B6433	34.95	29.18	26.26
● PA-1134-WH	7.00	1.75	25B6434	45.87	38.33	34.48
● PA-1135-WH	8.75	2.00	94F4875	56.58	47.22	42.49
● PA-1136-WH	10.50	2.50	94F4876	69.37	57.98	52.21
● PA-1138-WH	14.00	3.25	97H2163	75.14	67.66	60.12
● PA-1139-WH	15.75	3.62	94F4932	86.27	77.64	69.01
● PA-1140-WH	17.50	4.00	25B6436	94.96	85.44	75.98
● PA-1141-WH	19.25	4.25	94F4933	104.00	93.60	83.20
● PA-1142-WH	21.00	5.00	25B6439	112.90	101.61	90.33

HARD ALUMINUM ALLOY (6061-T6) — METALLIC GRAY

● PA-1131-MG	1.75	0.37	90F284	16.64	13.84	12.43
● PA-1132-MG	3.50	0.75	90F285	23.92	19.97	18.00
● PA-1133-MG	5.25	1.12	90F286	34.95	29.18	26.26
● PA-1134-MG	7.00	1.75	90F287	45.87	38.33	34.48
● PA-1135-MG	8.75	2.00	90F288	56.58	47.22	42.49
● PA-1136-MG	10.50	2.50	90F289	69.37	57.98	52.21
● PA-1137-MG	12.25	2.75	90F290	70.67	66.62	59.96
● PA-1138-MG	14.00	3.25	90F291	75.14	67.66	60.12
● PA-1139-MG	15.75	3.62	90F292	86.27	77.64	69.01
● PA-1140-MG	17.50	4.00	90F293	94.96	85.44	75.98
● PA-1142-MG	21.00	5.00	25B6438	112.90	101.61	90.33

(6897)


Huge Expanded Selection of Semiconductors

Go online to find new technologies and proven solutions from world-class and specialist suppliers.

(148843)

CABINETS & RACKS

“SURFACE SHIELD” STANDARD PANELS



- Mill finish aluminum alloy
- White pressure-sensitive paper on one side
- Standard notching on 2 opposite edges
- Thickness: 0.125"

Mfg. Part No.	Dimensions (in.) H x W	Weight (lbs.)	Stock No.	Price Each		
				1-5	6-49	50-99
● SFA-1831	1.75 x 19.00	0.375	91F265	9.88	8.27	7.44
● SFA-1832	3.50 x 19.00	0.750	91F266	14.46	12.02	10.82
● SFA-1833	5.25 x 19.00	1.125	91F267	18.52	15.50	13.94
● SFA-1834	7.00 x 19.00	1.750	91F268	23.72	19.82	17.84
● SFA-1835	8.75 x 19.00	2.000	91F269	26.00	21.69	19.50
● SFA-1836	10.50 x 19.00	2.500	91F270	33.70	28.08	25.28
● SFA-1837	12.25 x 19.00	2.750	91F271	39.00	32.56	29.28
● SFA-1838	14.00 x 19.00	3.250	91F272	44.10	36.82	33.13
● SFA-1839	15.75 x 19.00	3.625	91F273	49.72	41.50	37.34
● SFA-1840	17.50 x 19.00	4.000	91F274	54.71	45.66	41.08
● SFA-1842	21.00 x 19.00	5.000	91F276	66.46	55.49	49.92

(6899)

CABLE CARRIER/ORGANIZER

Just Added



- Permits up to 30" of chassis extension
- Mounts to rear panel mounting rails
- Accommodates cabinet racks with 2 pairs of panel-mounting rails and 0.88" clearance at the rear of the cabinet when closed
- Ideal for ribbon or bundled cable

Mfg. Part No.	External Height (in.)	Rack U Height	Stock No.	Price Each			
				1-9	10-14	15-19	20+
● CC-5191	1.75	1	57J6239	52.14	46.86	42.90	40.59
● CC-5190	3.5	2	95F6364	74.82	67.24	61.56	58.24

(6879)

RUBBER AND PLASTIC FEET



Mfg. Part No.	Description	Stock No.	Price Each	
			1-100	
● F-8038	Self Adhesive Sponge Rubber Pad Can Be Applied to Any Surface; 0.75" Diameter x 0.12" Thick	91F085	0.17	
● F-9653	Top-Grade Rubber Fits Into 0.43" Diameter Hole Press-Fit Holds it Firmly Into Place	94F4871	1.04	
● F-7264-A	Made of High-Grade Black Plastic Supplied with Mounting Hardware; Plastic Portion is 0.75" Diameter x 0.37" High	06M4710	0.63	
● F-7800-A	Same as Mfg. part no. -7264-A Except Plastic Portion is 0.87" Diameter x 0.50" High	06M4711	0.63	
● F-3581	Rubber Feet with Self-Adhesive Backing Can Be Applied to Any Surface; 0.50" Square x 0.21" High	94F4868	0.42	
● F-3599	Same as Mfg. part no. F-3581 Except Size is 0.81" Square x 0.31" High	94F4869	0.63	

(72470)

DIE-CAST ALUMINUM HANDLES

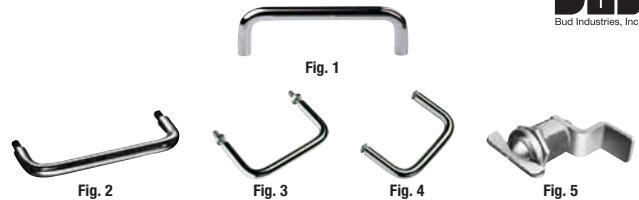


Clear anodized finish. Each comes with 2 #8-32 x 3/8" mounting screws except mfg. part no. H-9170-B which has 2 #8-32 x 1/2" screws.

Mfg. Part No.	Hand Clearance (in.)	Mounting Center (in.)	Stock No.	Price Each		
				1-5	6-99	100-199
● H-9170-B	1.188	2.750	69F198	18.20	15.19	13.68
● H-9174-B	1.094	4.000	69F199	11.24	9.42	8.48
● H-9176-B	0.750	3.250	69F200	14.15	11.86	10.66
● H-9177-B	0.750	4.375	69F201	19.97	16.75	15.08
● H-9179-B	0.625	4.000	69F203	18.52	15.45	13.89
● H-9183-B	1.094	4.563	69F205	24.86	20.86	18.78

(7146)

CHROME-PLATED BRASS AND STEEL HANDLES



CHROME-PLATED STEEL — FIG. 1
Include 2 #10-32 x 3/8" screws.

Mfg. Part No.	Hand Clearance (in.)	Mounting Center (in.)	Dia. (in.)	Stock No.	Price Each		
					1-5	6-99	100-199
● H-9110-B	1.250	6	0.375	90F741	8.64	7.23	6.50
● H-9111-B	0.938	4	0.375	90F742	6.66	5.52	4.94
● H-9112-B	0.938	6	0.375	90F743	8.12	6.76	6.09
● H-9113-B	0.938	8	0.375	90F744	11.03	9.21	8.27
● H-9114-B	1.500	8	0.500	52M8822	17.16	14.36	12.90

CHROME-PLATED STEEL — FIG. 2
Include 2 1/4"-28 mounting nuts.

● H-9116-B	0.938	6	0.375	90F732	11.65	9.73	8.74
------------	-------	---	-------	--------	-------	------	------

CHROME-PLATED STEEL — FIG. 3
Include 2 1/4"-28 hex mounting nuts.

● H-9160-B	1.688	3.5	0.375	90F733	12.90	10.77	9.68
● H-9161-B	1.688	5.25	0.375	90F734	11.03	9.26	8.32

CHROME-PLATED BRASS — FIG. 4
Include 2 #6-32 x 3/8" mounting screws.

● H-9166-B	1	1.906	0.250	90F739	6.24	5.20	4.68
● H-9168-B	1	3	0.250	90F740	5.93	4.89	4.42

NON-LOCKING LATCH HANDLE — FIG. 5
Interchangeable with existing key lock used on Series 60, Economizer, Classic II, Series 2000 doors.

● LH-9358	05M4186	14.88	12.38	11.13
-----------	-----	-----	-----	---------	-------	-------	-------

(7147)

10

New products added weekly

See the newest products, technologies and suppliers on our website.

(148886)

Need to remove heat from your cabinet?



RELATED ITEMS

See our thermal mgt. products on pages 2344 and 2351-2352.

(147407)

CABINETS & RACKS

LIGHT-DUTY TABLETOP RACKS



Light-duty 16-gauge steel economy 19" table top rack. Rails are fixed both front and rear. Includes rubber feet, 2 lifting handles and 10-32 clip nuts. Overall width 21", overall height 2" over panel space. Finished with a rugged, textured black powder paint. Also available in textured gray/beige (RAL 7032) and smooth ASA61 gray, go online or call.



Mfg. Part No.	Panel Space (in.)	Dimensions (in.) H x W x D	Weight (lbs.)	Stock No.	Price Each		
					1-4	5-9	10-14
● RCBS1900313BK1	3.50	21 x 5.5 x 13	13	83F9025	111.82	108.15	103.26
● RCBS1900513BK1	5.25	21 x 7.25 x 13	15	83F9026	120.31	116.36	111.10
● RCBS1900713BK1	7.00	21 x 9 x 13	16	83F9029	130.10	125.83	120.15
● RCBS1900813BK1	8.75	21 x 10.75 x 13	17	83F9032	147.41	142.58	136.13
● RCBS1901013BK1	10.50	21 x 12.5 x 13	18	83F9035	154.18	149.13	142.39
● RCBS1901213BK1	12.25	21 x 14.25 x 13	19	83F9038	167.72	162.22	154.89
● RCBS1901413BK1	14.00	21 x 16 x 13	20	83F9041	210.09	203.20	194.02
● RCBS1900517BK1	5.25	21 x 7.25 x 17.5	16	83F9027	144.03	139.30	133.01
● RCBS1900717BK1	7.00	21 x 9 x 17.5	19	83F9030	167.72	162.22	154.89
● RCBS1900817BK1	8.75	21 x 10.75 x 17.5	22	83F9033	199.91	193.36	184.62
● RCBS1901017BK1	10.50	21 x 12.5 x 17.5	25	83F9036	211.77	204.83	195.57
● RCBS1901217BK1	12.25	21 x 14.25 x 17.5	28	83F9039	232.12	224.51	214.36
● RCBS1901417BK1	14.00	21 x 16 x 17.5	31	83F9042	237.17	229.40	219.03

(7065)

HEAVY-DUTY TABLETOP RACKS

Just Added



Supplied unassembled, shipped in a flat pack container for handling ease and protection. Simple assembly using one bolt in each corner to lock the sides to the top and bottom. Heavy-duty 16-gauge steel 19" table top rack and an external width of 21". Includes: 2 pairs of accessory rails (for rear support of heavier equipment), rubber feet, 2 lifting handles and 10-32 clip nuts. Overall height: 2" larger than panel height. Finish: rugged textured powder paint. Ventilated version available on this page.



17.5" DEPTH

Mfg. Part No.	Panel Height (in.)	Height (in.)	Weight (lbs.)	Color	Stock No.	Price Each	
						1-4	5-9
● RCHS1900817BK1	8.75	10.75	38	Black	83F9044	216.77	209.66
● RCHS1901017BK1	10.50	12.5	40	Black	83F9046	250.68	242.46
● RCHS1901017LG1	10.50	12.5	40	Light Gray	09R3220	250.68	242.46
● RCHS1901417BK1	14.00	16	44	Black	83F9050	256.64	248.23
● RCHS1901717BK1	17.50	19.5	50	Black	83F9054	266.51	257.77
● RCHS1901717CG1	17.50	19.5	50	Beige	83F9055	266.51	257.77
● RCHS1901717GF1	17.50	19.5	50	Blue	94F4783	266.51	257.77
● RCHS1902217BK1	22.75	24.75	54	Black	83F9058	290.19	280.67
● RCHS1902217LG1	22.75	24.75	54	Light Gray	09R3222	290.19	280.67
● RCHS1902817BK1	28.00	30	60	Black	83F9061	341.10	329.91
● RCHS1902817GF1	28.00	30	60	Blue	50F8498	341.10	329.91

24.5" DEPTH

● RCHS1901024BK1	10.50	12.5	52	Black	83F9048	337.57	326.50
● RCHS1901024CG1	10.50	12.5	52	Beige	83F9049	337.57	326.50
● RCHS1901424BK1	14.00	16	58	Black	83F9052	355.30	343.65
● RCHS1901424LG1	14.00	16	58	Light Gray	09R3221	355.30	343.65
● RCHS1901724BK1	17.50	19.5	62	Black	83F9056	367.18	355.14
● RCHS1902224BK1	22.75	24.75	70	Black	83F9060	379.02	366.59
● RCHS1902224LG1	22.75	24.75	70	Light Gray	99F9926	379.02	366.59
● RCHS1902824BK1	28.00	30	78	Black	83F9063	394.77	381.83
● RCHS1902824CG1	28.00	30	78	Beige	83F9064	394.77	381.83

31.5" DEPTH

● RCHS1902831BK1	28.00	30	94	Black	74K2698	500.03	483.64
------------------	-------	----	----	-------	---------	--------	--------

(7066)

HEAVY-DUTY VENTILATED TABLETOP RACKS



Supplied unassembled, shipped in a flat pack container for handling ease and protection. Simple assembly using one bolt in each corner to lock the sides to the top and bottom. RCHV Series heavy-duty 16-gauge steel 19" table top rack. Includes: 2 pair of accessory rails (for rear support of heavier equipment), rubber feet, 2 lifting handles and 10-32 clip nuts. Overall height: 2" larger than panel height. Finish: rugged textured powder paint. Solid version available; go online or call.



17.5" DEPTH

Mfg. Part No.	Panel Height (in.)	Weight (lbs.)	Color	Stock No.	Price Each
					1-4
● RCHV1900817BK1	8.75	28	Black	64K2550	221.51
● RCHV1901017BK1	10.50	28	Black	86K9163	256.18
● RCHV1901017CG1	10.50	28	Beige	93K7279	256.18
● RCHV1901417BK1	14.00	30	Black	65K1501	262.26
● RCHV1901717BK1	17.50	32	Black	93K7286	272.33
● RCHV1901717CG1	17.50	32	Beige	93K7287	272.33
● RCHV1902217BK1	22.75	38	Black	89K7808	296.54
● RCHV1902217CG1	22.75	38	Beige	93K7292	296.54

24.5" DEPTH

● RCHV1901024BK1	10.50	28	Black	93K7280	344.93
● RCHV1901424BK1	14.00	32	Black	64K2360	363.07
● RCHV1901424CG1	14.00	32	Beige	87K6959	363.07
● RCHV1901724BK1	17.50	43	Black	93K7288	375.18
● RCHV1901724CG1	17.50	43	Beige	93K7289	375.18
● RCHV1902224BK1	22.75	50	Black	80K8265	387.30
● RCHV1902824BK1	28.00	56	Black	82K7665	403.40
● RCHV1902824CG1	28.00	56	Beige	82K7699	403.40

31.5" DEPTH

● RCHV1901031BK1	10.50	28	Black	78K5451	424.12
● RCHV1901731BK1	17.50	43	Black	93K7290	466.54
● RCHV1902831BK1	28.00	56	Black	79K1651	510.96

(69368)

WALL-MOUNT VENTILATED RACK CABINETS



- 19" wall mount rack cabinet
- Ventilated front and side slots
- Pre-punched top for optional fans
- Cable access panels on top and bottom
- Smoked, tempered glass door opens a full 180 degrees and comes complete with lock and key
- Recommended max. static load weight: 130 lbs
- Rugged black powder paint finish



Includes two pairs of mounting rails (square hole punched with starter pack of M6 screws and push-in nuts). Add 3/4" to overall height for mounting hardware. Supplied unassembled, shipped in a flat pack container.

Mfg. Part No.	Dimensions (in.) H x W x D	Panel Space (in.)	Rack U Height	Stock No.	Price Each	
					1-4	5-9
● WMC1901023BK2	14.6 x 23.6 x 23.6	10.50	6	84M8458	253.75	246.50
● WMC1901523BK2	19.8 x 23.6 x 23.6	15.75	9	97M6717	306.25	297.50
● WMC1902123BK2	25.0 x 23.6 x 23.6	21.00	12	78M8764	350.00	340.00
● WMC1902623BK2	30.3 x 23.6 x 23.6	26.25	15	78M8906	385.00	374.00

(116665)

WALL-MOUNT VENTILATED RACK CABINETS



- Ventilated front and side slots
- Pre-punched top for optional fans
- Includes 3.9" depth wall-mount section hinged to body
- Rear cable access panels
- Removable side panels
- Smoked tempered glass door opens a full 180° and comes complete with lock and key
- Door is removable and can be hinged on either side
- Recommended max. static load weight: 130 lbs
- Rugged black powder paint finish



Includes two pairs of mounting rails (square hole punched with start pack of push-in nuts). Shipped assembled and ready to install.

Mfg. Part No.	Dimensions (in.) H x W x D	Panel Space (in.)	Rack U Height	Stock No.	Price Each		
					1-4	5-14	15+
● SWCC1901021BK2	15.1 x 23.6 x 21.7	10.50	6	96M0740	455.60	439.67	420.56
● SWCC1901521BK2	20.4 x 23.6 x 21.7	15.75	9	04N9969	486.49	469.48	449.07
● SWCC1902121BK2	25.6 x 23.6 x 21.7	21.00	12	04N9970	517.38	499.29	477.58
● SWCC1902621BK2	30.9 x 23.6 x 21.7	26.25	15	04N9971	540.54	521.64	498.96
● SWCC1903121BK2	36.1 x 23.6 x 21.7	31.50	18	04N9972	563.71	544.00	520.35

(116664)



Current Order Status & History
Check the status of your current order or access past orders from our website under MY ACCOUNT eSuite. Log in or register today.

(148881)

CABINETS & RACKS

OPEN WALL OR TABLE RACKS



Mfg. part no. 1459 economical open modular rack for 19" panels on the front flange, suitable for wall or table mounting. Rear has key holes for ease of wall mounting. Predrilled for flat side panels (optional). Comes with rubber feet for table mounting. All welded 16-gauge formed steel, finished in standard ASA 61 gray powder paint. Removable top and bottom panels included. Side panels also available; *go online or call*.

Mfg. Part No.	Internal Body Height (in.)	Dimensions (in.) H x W x D	Stock No.	Price Each		
				1-4	5-9	10-24
● 1459FGY2	22.75	24.70 x 21.12 x 16.14	97F9740	216.25	208.66	201.08
● 1459JGY2	33.25	35.20 x 21.12 x 16.14	97F9741	258.85	249.76	240.68
● 1459MGY2	47.25	49.20 x 21.12 x 16.14	97F9742	303.68	293.03	282.37

(7115)

HEAVY DUTY KNOCKDOWN STEEL RACKS

- Fabricated in 10-gauge steel
- Rugged black powder paint finish
- Front and rear flange drilled and tapped (10-32) with universal EIA (5/8-1/2 in.) spacing
- Recommended maximum weight (DNRR84HDKB tested) - 1,200 pounds



Just Added



DNRR series open frame relay racks are suitable for use as a single, free standing unit for sturdy support of standard 19" rack mount devices. These knockdown racks are shipped in a flat pack container for easy handling and shipping protection.

Mfg. Part No.	Panel Space (in.)	Weight (lbs.)	Stock No.	Price Each		
				1-4	5-9	10+
● DNRR70HDKB	70	80	50H3863	247.46	237.03	228.08
● DNRR84HDKB	84	87	50H3866	272.41	260.92	251.08

(147118)

WELDED OPEN RELAY RACKS

Just Added



- Light (12-gauge steel) and heavy-duty (10-gauge steel) versions
- Front flange drilled and tapped (10-32) EIA 0.5-0.125" spacing
- No assembly required
- Finished in rugged, textured black powder paint

For use as a single, free standing unit for sturdy support of standard 19" rack mount devices.

Light Duty

Heavy Duty

Mfg. Part No.	Panel Space (in.)	Description	Weight (lbs.)	Stock No.	Price Each	
					1-4	5-9
● DNRR42LDW	42	Light-Duty	40	73C7270	215.19	210.49
● DNRR63LDW	63	Light-Duty	41	95F2523	239.37	234.14
● DNRR70LDW	70	Light-Duty	42	95F2524	242.55	237.25
● DNRR77LDW	77	Light-Duty	45	95F2525	253.20	247.67
● DNRR70HDW	70	Heavy-Duty	80	91F2181	295.73	289.27
● DNRR77HDW	77	Heavy-Duty	82	84F040	306.57	299.86
● DNRR84HDW	84	Heavy-Duty	87	50B9993	310.85	304.05

ACCESSORIES

Mfg. Part No.	Description	Stock No.	Price Each	
			1-4	5-9
● 1424T	Light-Duty Steel Dolly, Black	50B9998	314.43	307.56

(17752)

LIGHT DUTY KNOCKDOWN STEEL RACKS



- Fabricated in 12-gauge steel
- Rugged textured black powder paint finish
- Base punched to accept 4 casters
- Front flange drilled and tapped (10-32) with universal EIA (5/8-1/2 in.) spacing
- Weight load tested (DNRR1984LDK) to 800 lbs

The DNRR series open frame relay racks are suitable for use as a single, free standing unit for sturdy support of standard 19" rack mount devices. These knockdown racks are shipped in a flat pack container for easy handling and shipping protection.

Mfg. Part No.	Panel Space (in.)	Weight (lbs.)	Stock No.	Price Each		
				1-4	5-14	15-24
● DNRR1942LDK	42	38	89C4370	190.81	174.91	161.99
● DNRR1963LDK	63	41	89C4371	210.78	193.22	178.95
● DNRR1970LDK	70	42	89C4373	217.44	199.32	184.60
● DNRR1977LDK	77	45	89C4375	221.88	203.39	188.37
● DNRR1984LDK	84	47	89C4376	232.98	213.56	197.79

(90402)

TABLE TOP OPEN RELAY RACK



- 14 gauge steel, heavy duty construction
- Supplied unassembled (4 pieces)
- Shipped in a flat pack container for protection and ease of handling
- Rails are round hole punched for 10-32 clip nuts
- Includes hardware, 4 rubber feet and 10-32 clip nuts
- Finished in textured black powder paint

Mfg. Part No.	Dimensions (in.) H x W x D	Stock No.	Price Each		
			1-4	5-14	15+
● RRTT1921BK1	21 x 19 x 12	84C9871	98.30	94.87	90.74
● RRTT1928BK1	28 x 19 x 12	84C9872	107.24	103.49	98.99

(72213)

RAIL-MOUNTED DUAL MODEM SHELF




Mfg. part no. DNDMS dual modem shelf permits front and rear access to modems on 19" relay racks. Formed 16-gauge steel construction. Overall 19.5" deep. Uses 3.5" (2U) of vertical panel space. Rugged, textured black powder paint finish. Requires mounting hardware, *go online or call*.

Mfg. Part No.	Stock No.	Price Each	
		1-5	6-14
● DNDMS19BK1	16F2884	71.58	

(17754)

RACK MOUNT INSTRUMENT CHASSIS

Just Added



- Strong but lightweight aluminum construction: 0.125" thick panel sides, 0.062" thick top and bottom panel.
- Features 19" rack mount 17" wide usable space.
- Easy to assemble, hardware included.
- Interchangeable front and rear panels, 1 white and 1 black.

NON-VENTILATED

Mfg. Part No.	Dimensions (in.) H x D	Stock No.	Price Each		
			1-5	6-14	15-24
● RMCS19018BK1	1.75 x 8	02C7231	74.06	68.40	68.40
● RMCS190113BK1	1.75 x 13	02C7230	87.13	80.46	80.46
● RMCS19038BK1	3.5 x 8	02C7232	82.77	76.44	76.44
● RMCS190313BK1	3.5 x 13	97B1350	104.55	96.55	96.55
● RMCS190513BK1	5.25 x 13	97B0932	119.80	110.63	110.63
● RMCS190713BK1	7 x 13	02C7233	137.24	126.74	126.74
● RMCS190813BK1	8.75 x 13	97B2504	165.55	152.88	152.88
● RMCS191013BK1	10.5 x 13	01C6479	182.97	168.97	168.97
● RMCS191015BK1	10.5 x 15	99B2644	180.79	166.96	166.96

VENTILATED TOP AND BOTTOM

● RMCV19018BK1	1.75 x 8	02C7238	81.46	75.23	75.23
● RMCV190113BK1	1.75 x 13	02C7237	95.84	88.51	88.51
● RMCV19038BK1	3.5 x 8	02C7240	91.05	84.08	84.08

➔ CONTINUED ➔

RACK MOUNT INSTRUMENT CHASSIS (CONT.)

VENTILATED TOP AND BOTTOM

Mfg. Part No.	Dimensions (in.) H x D	Stock No.	Price Each		
			1-5	6-14	15-24
● RMCV190313BK1	3.5 x 13	02C7239	115.00	106.20	106.20
● RMCV190513BK1	5.25 x 13	97B0927	131.80	121.72	121.72
● RMCV190713BK1	7 x 13	02C7241	150.96	139.41	139.41
● RMCV190813BK1	8.75 x 13	02C7242	182.11	168.18	168.18
● RMCV191015BK1	10.5 x 15	02C7244	198.87	183.66	183.66

CHASSIS PANELS

● RMP1908	17 x 8	02C7248	25.94	23.95	23.95
● RMP1913	17 x 13	97B0930	30.05	27.75	27.75
● RMP1915	17 x 15	02C7249	33.00	30.47	30.47

REPLACEMENT PANELS

● RMC1908	1.75 x 16.76	89C7840	11.62	10.74	10.74
● RMC1913	3.5 x 16.76	89C7842	13.75	12.70	12.70
● RMC1915	3.5 x 16.76	81H3117	13.75	12.70	12.70
● RMC1918	5.25 x 16.76	89C7843	16.44	15.18	15.18
● RMC1921	5.25 x 16.76	81H3118	16.44	15.18	15.18
● RMC1924	7 x 16.76	89C7844	19.13	17.66	17.66

(60179)

ADJUSTABLE DEPTH BRACKETS



- For 19" rack mount equipment
- Adjustable depth from 12" to 18"
- Full EIA hole centers (5/8" - 1 1/2" inch spacing) drilled and tapped for 10-32 hardware
- Multiple cable lacing tie-offs punched into unit
- Weight load tested (APB19007) to 70 lbs
- Rugged textured black powder paint finish
- 16-gauge steel



Brackets are double-hinged on one side to access rear of equipment. Smooth 8" x 2.5" hole on the rear for wire access. Rear mounting holes act as key holes for easy installation. Includes 10-32 black rack screws with integral-factory installed, mar resistant black nylon washer, as well as a mounting template for easy installation.

Mfg. Part No.	Panel Height (in.)	Stock No.	Price Each		
			1-24	25-49	50-99
● APB19007BK1	7.0	81C7370	63.88	60.99	59.39
● APB19010BK1	10.5	34M4595	71.19	67.97	66.18
● APB19014BK1	14.0	34H3559	78.49	74.94	72.97

(90531)

ECONOMY CABINET RACKS

Just Added



- Standard 19" panel width (21.34" overall)
- Four infinitely adjustable (front to back) combination rack mount rails, drilled and tapped for 10-32 screws (full EIA spacing) and four leveling feet
- Heavy-duty 16-gauge steel top, bottom and sides
- 10-gauge steel rails finished in zinc plating
- Rugged, textured gray/beige (RAL 7032) or black powder paint



Shipped in a flat pack container for damage-free receipt. Simple assembly using one bolt in each corner to lock the sides to the top and bottom. Also available in smooth ASA61 gray powder paint, go online or call. Order solid and louvered doors separately on pages 2327-2328. Order casters separately on page 2328.

BEIGE TEXTURED

Mfg. Part No.	Panel Space (in.)	Depth (in.)	Weight (lbs.)	Stock No.	Price Each		
					1-2	3-5	6-9
● REFK1903517CG1	35	17.5	86	50H5155	417.82	403.97	385.51
● REFK1903524CG1	35	24.5	103	83F3717	487.80	471.63	450.07
● REFK1903531CG1	35	31.5	135	50H5156	560.96	542.36	517.57
● REFK1904224CG1	42	24.5	111	83F3718	524.58	507.19	484.00
● REFK1904231CG1	42	31.5	160	73C3432	603.26	583.26	556.60
● REFK1904924CG1	49	24.5	126	01F1098	598.23	578.40	551.96
● REFK1904931CG1	49	31.5	170	50H5162	687.95	665.14	634.74
● REFK1906324CG1	63	24.5	145	01F1099	662.66	640.70	611.41
● REFK1907024CG1	70	24.5	160	01F1100	736.28	711.87	679.33
● REFK1907724CG1	77	24.5	185	94B1009	769.42	743.91	709.90
● REFK1907731CG1	77	31.5	226	93B7594	884.82	855.49	816.38

BLACK TEXTURED

● REFK1903517BK1	35	17.5	86	50H5154	417.82	403.97	385.51
● REFK1903524BK1	35	24.5	103	48F3994	487.80	471.63	450.07
● REFK1903531BK1	35	31.5	135	25C3664	560.96	542.36	517.57
● REFK1904224BK1	42	24.5	111	48F3995	524.58	507.19	484.00
● REFK1904231BK1	42	31.5	160	09H1693	603.26	583.26	556.60

▶ CONTINUED ▶

ECONOMY CABINET RACKS (CONT.)

BLACK TEXTURED

Mfg. Part No.	Panel Space (in.)	Depth (in.)	Weight (lbs.)	Stock No.	Price Each		
					1-2	3-5	6-9
● REFK1904924BK1	49	24.5	126	48F3996	598.23	578.40	551.96
● REFK1904931BK1	49	31.5	170	50H5161	687.95	665.14	634.74
● REFK1905624BK1	56	24.5	136	48F3997	635.02	613.97	585.91
● REFK1905631BK1	56	31.5	150	50H5167	730.28	706.08	673.80
● REFK1906324BK1	63	24.5	145	48F3998	662.66	640.70	611.41
● REFK1906331BK1	63	31.5	160	50H5171	762.05	736.79	703.11
● REFK1907024BK1	70	24.5	160	48F3999	736.28	711.87	679.33
● REFK1907031BK1	70	31.5	176	50H5175	846.74	818.67	781.25
● REFK1907724BK1	77	24.5	185	98B5247	769.42	743.91	709.90
● REFK1907731BK1	77	31.5	226	50H5180	884.80	855.47	816.37

(18731)

RSDF SERIES SOLID DOORS



RSDF series are flush mount doors with reversible right or left opening (by inverting door). Features lockable latch, magnetic catch, and spring-loaded hinge pins for instant installation or removal. Allows full access to space between panel rails when open. Finish matches REFK series racks in the same rugged, textured gray/beige (RAL 7032) or black powder paint. Also available in smooth ASA61 gray powder paint; go online or call.

BLACK

Mfg. Part No.	Panel Space (in.)	Weight (lbs.)	Stock No.	Price Each
				1-4
● RSDF19035BK1	35"	13	48F4000	120.64
● RSDF19042BK1	42"	18	48F4001	142.20
● RSDF19049BK1	49"	26	48F4002	157.66
● RSDF19056BK1	56"	30	48F4003	172.32
● RSDF19063BK1	63"	33	48F4004	182.67
● RSDF19070BK1	70"	37	48F4005	193.00
● RSDF19077BK1	77"	41	84C9873	208.53

GRAY/BEIGE

● RSDF19035CG1	35"	13	83F3715	120.64
● RSDF19042CG1	42"	18	83F3716	142.20
● RSDF19049CG1	49"	26	01F1101	157.66
● RSDF19056CG1	56"	30	83F9073	172.32
● RSDF19063CG1	63"	33	01F1102	182.67
● RSDF19070CG1	70"	37	01F1103	193.00
● RSDF19077CG1	77"	41	24C4901	208.53

(18734)

LOUVERED DOORS



RSDL series are flush mount louvered doors, opening right-hand only with louvers facing down. Features lockable latch, magnetic catch, and spring-loaded hinge pins for instant installation or removal. Allows full access to space between panel rails when open. Finish matches REFK series racks in the same rugged, textured gray/beige (RAL 7032) or black powder paint. Also available in smooth ASA61 gray powder paint; go online or call.

GRAY/BEIGE

Mfg. Part No.	Height (in.)	Weight (lbs.)	Stock No.	Price Each
				1-4
● RSDL19035CG1	34.75	13	99F6830	136.78
● RSDL19042CG1	41.75	18	83F3714	156.29
● RSDL19049CG1	48.75	26	01F1104	175.87
● RSDL19056CG1	55.75	30	83F9074	192.61
● RSDL19063CG1	62.75	33	01F1105	209.34
● RSDL19070CG1	69.75	37	99F7571	223.30
● RSDL19077CG1	76.75	41	93B7596	237.28

BLACK

● RSDL19035BK1	34.75	13	48F4006	136.78
● RSDL19042BK1	41.75	18	48F4007	156.29

▶ CONTINUED ▶

CABINETS & RACKS

LOUVERED DOORS (CONT.)

BLACK

Mfg. Part No.	Height (in.)	Weight (lbs.)	Stock No.	Price Each	
				1-4	
● RSDL19049BK1	48.75	26	48F4008	175.87	
● RSDL19056BK1	55.75	30	48F4009	192.61	
● RSDL19063BK1	62.75	33	48F4010	209.34	
● RSDL19070BK1	69.75	37	48F4011	223.30	
● RSDL19077BK1	76.75	41	84C9874	237.28	

(18735)

CASTERS



Feature smooth rolling twin nylon swivel wheels with zinc axes and hoods. 2.37" diameter, with a mounted height of 2.75". Nothing else to buy, they screw into leveling feet of REFK series racks with weld-nuts provided. 400-lb. capacity per set. Sold in package of 4.



Mfg. Part No.	Stock No.	Price per Pkg.		
		1-5	6-14	15-24
● 1425P	94F828	33.23	32.12	30.65

(18732)

MEDIUM-DUTY CASTERS



Medium-duty casters feature ball-bearing swivel and 2" diameter hard-composition gray wheels with a small footprint (2.125 x 15/16" hole mounting pattern). 600-lb. capacity per set. For use with REFK series knockdown cabinet racks only; order separately on page 2327. Sold in package of 4.



Mfg. Part No.	Description	Stock No.	Price per Pkg.		
			1-5	6-14	15-24
● 1425PHD	Medium-Duty Casters	78K5671	65.69	63.50	60.58

(78695)

WELDED RACK FRAMES

- Heavy-duty welded rack (1500lb even load rating)
- 14-gauge steel frame
- Standard 19" panel width (23" overall)
- Unit is shipped as welded frame only with four leveling feet
- Finished in rugged, textured powder paint



NOTE: panel rails are NOT included

BLACK

Mfg. Part No.	Panel Space (in.)	Rack U Height	Depth (in.)	Stock No.	Price Each	
					1-2	3-5
● C2F193523BK1	35.06	20	23.5	29C8368	461.43	446.22
● C2F193531BK1	35.06	20	31.5	71C8961	490.99	474.80
● C2F193536BK1	35.06	20	36.0	50H3652	540.05	522.25
● C2F194223BK1	42.06	24	23.5	14C3475	472.29	456.72
● C2F194231BK1	42.06	24	31.5	50H3654	500.89	484.37
● C2F194923BK1	49.06	28	23.5	83C5921	481.36	465.49
● C2F194931BK1	49.06	28	31.5	50H3658	509.49	492.70
● C2F195623BK1	56.06	32	23.5	83C5905	485.96	469.94
● C2F195631BK1	56.06	32	31.5	50H3662	516.32	499.30
● C2F196323BK1	63.06	36	23.5	50H3665	490.22	474.06
● C2F196331BK1	63.06	36	31.5	68C7169	520.89	503.72
● C2F197023BK1	70.06	40	23.5	01C6952	521.31	504.12
● C2F197031BK1	70.06	40	31.5	31C7021	539.51	521.72
● C2F197036BK1	70.06	40	36.0	29C3627	593.47	573.90
● C2F197823BK1	78.81	45	23.5	25C6362	531.33	513.82
● C2F197831BK1	78.81	45	31.5	73C9125	558.25	539.85
● C2F197836BK1	78.81	45	36.0	50H3669	614.07	593.83
● C2F198523BK1	85.81	49	23.5	24C7156	568.66	549.92
● C2F198536BK1	85.81	49	36.0	50H3671	653.69	632.14

➤ CONTINUED ➤

WELDED RACK FRAMES (CONT.)

GRAY/BEIGE

Mfg. Part No.	Panel Space (in.)	Rack U Height	Depth (in.)	Stock No.	Price Each	
					1-2	3-5
● C2F193523CG1	35.06	20	23.5	12C8753	461.43	446.22
● C2F193531CG1	35.06	20	31.5	23C8085	490.99	474.80
● C2F193536CG1	35.06	20	36.0	72C6245	540.05	522.25
● C2F194223CG1	42.06	24	23.5	50H3653	472.29	456.72
● C2F194231CG1	42.06	24	31.5	11C1869	500.89	484.37
● C2F194923CG1	49.06	28	23.5	50H3657	481.36	465.49
● C2F194931CG1	49.06	28	31.5	50H3659	509.49	492.70
● C2F195623CG1	56.06	32	23.5	23C6513	485.96	469.94
● C2F195631CG1	56.06	32	31.5	85C0427	516.32	499.30
● C2F196323CG1	63.06	36	23.5	22C8457	490.22	474.06
● C2F196331CG1	63.06	36	31.5	72C9820	520.89	503.72
● C2F197023CG1	70.06	40	23.5	26H1344	521.31	504.12
● C2F197031CG1	70.06	40	31.5	13C3034	539.51	521.72
● C2F197036CG1	70.06	40	36.0	50H3668	593.47	573.90
● C2F197823CG1	78.81	45	23.5	25C6361	531.33	513.82
● C2F197831CG1	78.81	45	31.5	98B2539	558.25	539.85
● C2F197836CG1	78.81	45	36.0	71C7896	614.07	593.83
● C2F198523CG1	85.81	49	23.5	50H3670	568.66	549.92
● C2F198536CG1	85.81	49	36.0	50H3672	653.69	632.14


(90392)

TAPPED RAILS

Just Added



- Drilled and tapped (10-32)
- Heavy duty 10-gauge steel construction
- Full EIA hole centers (5/8 - 5/8 - 1/2 inch spacing)
- Bolts vertically into rack to attach struts
- Strut mounting hardware for both rails included



Time saver rails are stamped and numbered in 1U (1.75") increments. Zinc plated finish. Rear of rail flanged for rear support or accessory mounting. NOTE: Sold in pairs.

Mfg. Part No.	Panel Height (in.)	Rack U Height	Stock No.	Price per Pkg.	
				1-4	
● CCR22TZPL	22.75	13	50H3518	65.88	
● CCR35TZPL	35	20	31M8376	79.94	
● CCR42TZPL	42	24	31M8377	84.95	
● CCR49TZPL	49	28	31M8378	90.61	
● CCR56TZPL	56	32	31M8379	96.48	
● CCR63TZPL	63	36	31M8380	104.64	
● CCR70TZPL	70	40	31M8381	114.45	
● CCR78TZPL	78.75	45	31M8382	121.37	
● CCR77TZPL	77	44	77C5840	120.42	

(90398)

SIDE PANELS

- 16-gauge steel construction
- Panels fit flush with frame
- Finished in a rugged, textured powder paint



Feature quick release quarter turn fasteners (4 per side) with internal latching provision. NOTE: Sold in pairs.

BLACK

Mfg. Part No.	Panel Space (in.)	Rack U Height	Depth (in.)	Stock No.	Price per Pkg.	
					1-4	
● CSP3523BK1	35.06	20	23.5	31M1136	100.96	
● CSP3531BK1	35.06	20	31.5	31M1138	100.96	
● CSP3536BK1	35.06	20	36.0	31M1140	111.09	
● CSP4223BK1	42.06	24	23.5	14C3476	110.79	
● CSP4231BK1	42.06	24	31.5	31M1143	110.79	
● CSP4923BK1	49.06	28	23.5	31M1145	124.71	
● CSP4931BK1	49.06	28	31.5	31M1147	124.27	
● CSP5623BK1	56.06	32	23.5	31M1149	142.79	
● CSP5631BK1	56.06	32	31.5	31M1151	149.22	
● CSP6323BK1	63.06	36	23.5	31M1153	173.04	
● CSP6331BK1	63.06	36	31.5	31M1155	207.93	

➤ CONTINUED ➤

SIDE PANELS (CONT.)

Mfg. Part No.	Panel Space (in.)	Rack U Height	Depth (in.)	Stock No.	Price per Pkg.	
					1-4	5-14
● CSP7023BK1	70.06	40	23.5	31M1157	161.71	
● CSP7031BK1	70.06	40	31.5	31M1159	179.85	
● CSP7036BK1	70.06	40	36.0	31M1161	197.82	
● CSP7823BK1	78.81	45	23.5	31M1163	195.31	
● CSP7831BK1	78.81	45	31.5	31M1165	241.33	
● CSP7836BK1	78.81	45	36.0	31M1166	265.46	
● CSP8523BK1	85.81	49	23.5	31M1168	223.72	
● CSP8536BK1	85.81	49	36.0	31M1170	295.30	
GRAY/BEIGE						
● CSP3523CG1	35.06	20	23.5	31M1137	100.96	
● CSP3531CG1	35.06	20	31.5	31M1139	100.96	
● CSP3536CG1	35.06	20	36.0	31M1141	111.09	
● CSP4223CG1	42.06	24	23.5	31M1142	110.79	
● CSP4231CG1	42.06	24	31.5	31M1144	110.79	
● CSP4923CG1	49.06	28	23.5	31M1146	124.71	
● CSP4931CG1	49.06	28	31.5	31M1148	124.27	
● CSP5623CG1	56.06	32	23.5	31M1150	142.79	
● CSP5631CG1	56.06	32	31.5	31M1152	149.22	
● CSP6323CG1	63.06	36	23.5	31M1154	173.04	
● CSP6331CG1	63.06	36	31.5	31M1156	207.93	
● CSP7023CG1	70.06	40	23.5	31M1158	161.71	
● CSP7031CG1	70.06	40	31.5	31M1160	179.85	
● CSP7036CG1	70.06	40	36.0	31M1162	197.82	
● CSP7823CG1	78.81	45	23.5	31M1164	195.31	
● CSP7831CG1	78.81	45	31.5	98B2542	241.33	
● CSP7836CG1	78.81	45	36.0	31M1167	265.46	
● CSP8523CG1	85.81	49	23.5	31M1169	223.72	
● CSP8536CG1	85.81	49	36.0	31M1171	295.30	

(90394)

SIDE PANELS LOCK KIT



For higher security, the quarter turn fasteners on the side panels can be replaced with this key locking version. Good for 1 rack (2 locks per side panel).

Mfg. Part No.	Kit Contents	Stock No.	Price Each	
			1-14	5-14
● CSPQTRL	4 Quarter Turn Locks and 8 Keys	09H1399	35.79	

(90397)

RACK TOPS



Solid Top



Vented Top with Cable Entry



Raised Top



Vented Top

- 14-gauge steel construction
 - Supplied with mounting hardware
 - Finish matches C2 series rack frames in the same rugged, textured powder paint
- Used on racks where protection from dust or falling objects is required.

Mfg. Part No.	Top	Color	Fits Rack Depth (in.)	Stock No.	Price Each	
					1-4	5-14
● C2T1923SBK1	Solid	Black	23.63	01C6954	22.87	22.09
● C2T1923SCG1	Solid	Gray/Beige	23.63	91F2214	22.87	22.09

➔ CONTINUED ➔

RACK TOPS (CONT.)

Mfg. Part No.	Top	Color	Fits Rack Depth (in.)	Stock No.	Price Each	
					1-4	5-14
● C2T1931SBK1	Solid	Black	31.50	98B6053	36.15	34.92
● C2T1931SCG1	Solid	Gray/Beige	31.50	91F2215	36.15	34.92
● C2T1936SBK1	Solid	Black	36.00	50H3758	41.56	40.14
● C2T1936SCG1	Solid	Gray/Beige	36.00	72C6249	41.56	40.14
Simple up and down adjustment permits either raised installation for venting or flush mounting for smooth decorative look. Allows for protection from falling objects or liquids. When raised, permits convection cooling as gap between top and frame allows warm air to escape on all four sides.						
● C2T1923RBK1	Raised	Black	23.63	50H3737	166.43	160.76
● C2T1923RCG1	Raised	Gray/Beige	23.63	23C8091	166.43	160.76
● C2T1931RBK1	Raised	Black	31.50	50H3744	174.67	168.71
● C2T1931RCG1	Raised	Gray/Beige	31.50	92B2911	174.67	168.71
● C2T1936RBK1	Raised	Black	36.00	50H3756	200.87	194.03
● C2T1936RCG1	Raised	Gray/Beige	36.00	50H3757	200.87	194.03

Provides a practical and economical solution for convection cooling requirements.

● C2T1923VBK1	Vented	Black	23.63	30C2478	34.27	33.10
● C2T1931VBK1	Vented	Black	31.50	97B4201	54.23	52.38
● C2T1931VCG1	Vented	Gray/Beige	31.50	66F8036	54.23	52.38
● C2T1936VBK1	Vented	Black	36.00	29C3590	62.36	60.24
● C2T1936VCG1	Vented	Gray/Beige	36.00	50H3761	62.36	60.24

With 3.5" cable access holes and covers.

● C2T1923VCEBK1	Vented w/ Cable Entry	Black	23.63	50H3738	43.23	41.76
● C2T1923VCECG1	Vented w/ Cable Entry	Gray/Beige	23.63	50H3739	43.23	41.76
● C2T1931VCEBK1	Vented w/ Cable Entry	Black	31.50	50H3745	59.70	57.67
● C2T1931VCECG1	Vented w/ Cable Entry	Gray/Beige	31.50	50H3746	59.70	57.67
● C2T1936VCEBK1	Vented w/ Cable Entry	Black	36.00	50H3759	66.43	64.16
● C2T1936VCECG1	Vented w/ Cable Entry	Gray/Beige	36.00	50H3760	66.43	64.16

(90389)

RACK 10" FAN TOPS



Includes 10 inch, 550CFM, 115V, 50/60HZ AC fan 35W thermal protected motor. Ball bearing construction with 3 plastic blades. Fans are pre-wired, installed and complete with 5-foot cord and plug. Top and bottom finger guards included. Airflow exhausts the rack out of the top.



Mfg. Part No.	Color	Fits Rack Depth (in.)	Stock No.	Price Each	
				1-5	5-14
● C2T1923F10BK1	Black	23.63	50H3730	176.22	
● C2T1923F10CG1	Gray/Beige	23.63	50H3733	176.22	
● C2T1931F10BK1	Black	31.50	39C9129	180.94	
● C2T1931F10CG1	Gray/Beige	31.50	50H3742	180.94	
● C2T1936F10BK1	Black	36.00	50H3748	185.62	
● C2T1936F10CG1	Gray/Beige	36.00	50H3751	185.62	

(90396)

RACK 4.7" FAN TOPS



Includes 4 long life, ball bearing, 115V, 50/60Hz AC, 100CFM fans. Finger guards are punched into top panel and bottom of fan top. Fans are pre-wired, installed and complete with 3-foot cord and plug.

Mfg. Part No.	Color	Fits Rack Depth (in.)	Stock No.	Price Each	
				1-4	5-14
● C2T1923F4BK1	Black	23.63	27C3661	185.84	
● C2T1923F4CG1	Gray/Beige	23.63	50H3734	185.84	
● C2T1931F4BK1	Black	31.50	73C3888	191.13	
● C2T1931F4CG1	Gray/Beige	31.50	13C2998	191.13	
● C2T1936F4BK1	Black	36.00	50H3752	196.88	
● C2T1936F4CG1	Gray/Beige	36.00	50H3753	196.88	


(90395)

CABINETS & RACKS

RACK BOTTOMS



- 14-gauge steel construction
- Supplied with mounting hardware
- Finish matches C2 series rack frames in the same, rugged textured powder paint



SOLID BOTTOM

Mfg. Part No.	Color	Fits Rack Depth (in.)	Stock No.	Price Each	
				1-4	
● C2BPS1923BK1	Black	23.63	01C6956	30.67	
● C2BPS1923CG1	Gray/Beige	23.63	92B6238	30.67	
● C2BPS1931BK1	Black	31.5 or 36	91B1307	42.23	
● C2BPS1931CG1	Gray/Beige	31.5 or 36	50B3818	42.23	

MICRO CELL CABLE ENTRY BOTTOM

Features two cutouts for cable access. Under side of cutouts is covered with black foam rubber which, when punctured for cable access, still maintains a virtually sealed bottom.

Mfg. Part No.	Color	Fits Rack Depth (in.)	Stock No.	Price Each	
				1-4	
● C2BPCE1923BK1	Black	23.63	50H3639	72.82	
● C2BPCE1923CG1	Gray/Beige	23.63	91F2218	72.82	
● C2BPCE1931BK1	Black	31.5 or 36	29C6526	96.81	
● C2BPCE1931CG1	Gray/Beige	31.5 or 36	91F2219	96.81	

(90939)

INSIDE BASE CASTERS



No drilling required; mount into existing holes in racks, order separately on page 2331. Swivel, ball bearing units and hard composition type wheels. Add only 0.75" to height of cabinet by fitting up inside base of rack. Sold in package of 4.



Mfg. Part No.	Capacity (lbs.)	Wheel Dia. (in.)	Stock No.	Price per Pkg.		
				1-5	6-14	15-24
● 1425B	360	3	94F4790	57.21	55.32	52.81
● 1425BM	700	3	66F8038	69.87	67.57	64.50
● 1425BH	1050	3	83F9206	139.80	131.20	124.03

(7198)

LOUVERED DOORS



Flush mount louvered doors, opening right-hand only with louvers facing down. Feature lockable latch, magnetic catch, and spring-loaded hinge pins for instant installation or removal. Allows full access to space between panel rails when open. Finish is rugged, textured powder paint.

NEW TECHNOLOGY

Mfg. Part No.	Panel Space (in.)	Weight (lbs.)	Color	Stock No.	Price Each	
					1-4	
● CDF1935LCG1	35	27	Beige	23C8092	240.59	
● CDF1942LCG1	42	28	Beige	83F8970	250.14	
● CDF1949LCG1	49	33	Beige	50H3522	262.27	
● CDF1956LCG1	56	40	Beige	50H3526	277.26	
● CDF1963LCG1	63	45	Beige	90F9653	304.71	
● CDF1970LCG1	70	51	Beige	90F9654	322.05	
● CDF1978LCG1	78.75	57	Beige	90F9655	333.48	
● CDF1935LBK1	35	27	Black	50H3519	240.59	
● CDF1942LBK1	42	28	Black	83F8969	250.14	
● CDF1949LBK1	49	33	Black	50H3521	262.27	
● CDF1956LBK1	56	40	Black	50H3525	277.26	
● CDF1963LBK1	63	45	Black	83F8973	304.71	
● CDF1970LBK1	70	51	Black	83F8975	322.05	
● CDF1978LBK1	78.75	57	Black	30C2477	333.48	
● CDF1985LBK1	85.75	...	Black	50H3537	346.66	
● CDF1985LLG1	85.75	...	Light Gray	06R2993	346.66	

(18128)

10

SOLID DOORS



Flush mount doors with reversible right or left opening (by inverting door). Features lockable latch, magnetic catch, and spring-loaded hinge pins for instant installation or removal. Allows full access to space between panel rails when open. Finish is rugged, textured powder paint.



NEW TECHNOLOGY


Mfg. Part No.	Panel Space (in.)	Weight (lbs.)	Color	Stock No.	Price Each		
					1-4	5-9	10-14
● CDF1935SCG1	35	24	Beige	72C6247	194.97	188.36	179.55
● CDF1949SCG1	49	33	Beige	50H3524	212.55	205.34	195.73
● CDF1956SCG1	56	40	Beige	50H3528	224.71	217.09	206.93
● CDF1963SCG1	63	45	Beige	90F9647	246.95	238.58	227.42
● CDF1970SCG1	70	51	Beige	90F9648	261.03	252.18	240.38
● CDF1978SCG1	78.75	57	Beige	90F9649	270.27	261.10	248.89
● CDF1935SBK1	35	24	Black	50H3520	194.97	188.36	179.55
● CDF1942SBK1	42	28	Black	83F8971	202.72	195.85	186.69
● CDF1949SBK1	49	33	Black	50H3523	212.55	205.34	195.73
● CDF1956SBK1	56	40	Black	50H3527	224.71	217.09	206.93
● CDF1963SBK1	63	45	Black	83F8974	246.95	238.58	227.42
● CDF1970SBK1	70	51	Black	83F8976	261.03	252.18	240.38
● CDF1978SBK1	78.75	57	Black	19C9844	270.27	261.10	248.89
● CDF1985SBK1	85.75	...	Black	50H3539	280.94	271.42	258.72
● CDF1935SLG1	35	24	Light Gray	06R2992	194.97	188.36	179.55
● CDF1985SLG1	85.75	...	Light Gray	06R2994	280.94	271.42	258.72

(18127)

PLEXIGLASS DOORS



Flush mount doors with reversible right or left opening (by inverting door). 16-gauge steel door frame with smoked plexi insert. Features lockable latch, magnetic catch and spring-loaded hinge pins for instant installation or removal. Allows full access to space between panel rails when open. Finish is rugged, textured black powder paint.



Mfg. Part No.	Panel Space (in.)	Stock No.	Price Each		
			1-14	15-24	25-49
● C2DF1935PBK1	35	50H3640	341.95	330.49	315.20
● C2DF1942PBK1	42	31C2450	352.67	340.85	325.09
● C2DF1949PBK1	49	50H3641	362.48	350.33	334.13
● C2DF1956PBK1	56	50H3642	378.05	365.38	348.48
● C2DF1963PBK1	63	66F8043	413.26	399.41	380.94
● C2DF1970PBK1	70	66F8044	456.60	441.29	420.89
● C2DF1985PBK1	85.75	66F8046	503.35	486.48	463.98

(90379)

VENTILATED PLEXI DOORS



CDF series are flush mount doors with reversible right or left opening (by inverting door). Provides airflow through cabinet and excellent equipment visibility. 16-gauge steel door frame with smoked plexiglass insert. Features lockable latch, magnetic catch and spring loaded hinge pins for instant installation or removal. Allows full access to space between panel rails when open. Finish match C2F series racks in the same rugged, textured powder paint.



BLACK

Mfg. Part No.	Panel Space (in.)	Stock No.	Price Each		
			1-14	15-24	25-49
● CDF1970VPBK1	70	50H3531	539.91	494.92	458.36
● CDF1978VPBK1	78.75	50H3535	563.91	516.92	478.74

GRAY/BEIGE

● CDF1970VPCG1	70	50H3532	539.91	494.92	458.36
● CDF1978VPCG1	78.75	50H3536	563.91	516.92	478.74

(90381)

HEAVY-DUTY WELDED RACKS

Just Added



- 1500 Lb. even load rating
- Standard 19" panel width (23" Overall)
- Removable side panels (1/4-Turn Latches)
- Four infinitely adjustable, 10-gauge steel, zinc plated combination rack mount rails
- Drilled and tapped 10-32 (full EIA spacing)
- One solid flush mount door
- Solid top and four leveling feet
- Heavy-duty 14-gauge steel frame
- 16-gauge steel side panels
- Rugged, textured powder paint
- Shipped complete: no assembly required.



Light Gray

Mfg. Part No.	Panel Space (in.)	Depth (in.)	Weight (lbs.)	Stock No.	Price Each
					1-2
● C2RR194223BK1	42	23.63	205	83F8961	1009.39
● C2RR196323BK1	63	23.63	260	83F8965	1152.81
● C2RR197023BK1	70	23.63	295	83F8967	1206.48
● C2RR197823BK1	78.75	23.63	330	19C9842	1273.95
● C2RR194231BK1	42	31.5	218	83F8963	1047.69
● C2RR196331BK1	63	31.5	280	83F8966	1220.44
● C2RR197031BK1	70	31.5	315	83F8968	1256.86
● C2RR197831BK1	78.75	31.5	355	50H3718	1361.40

LIGHT GRAY

● C2RR194223LG1	42	23.63	205	05R6248	1009.39
● C2RR196323LG1	63	23.63	260	05R6250	1152.81
● C2RR197023LG1	70	23.63	295	05R6252	1206.48
● C2RR197823LG1	78.75	23.63	330	05R6254	1273.95
● C2RR194231LG1	42	31.5	218	05R6249	1047.69
● C2RR196331LG1	63	31.5	280	05R6251	1220.44
● C2RR197031LG1	70	31.5	315	05R6253	1256.86
● C2RR197831LG1	78.75	31.5	355	05R6255	1361.40

(7196)

VENTED AND UNVENTED FIXED SHELVES



RFVS and RFUS series shelves attach to both pairs of 19" rack rails (on the accessory flange). RFVS series (vented style) provides a sturdy shelf without obstructing upward heat movement. Shelves are side slotted for easy adjustment with most rail locations. Includes mounting hardware. Finish: rugged textured powder paint. 14-gauge steel construction. Weight load tested to 350 lbs.



BLACK

Mfg. Part No.	Style	Depth (in.)	Stock No.	Price Each
				1-5
● RFUS1918BK1	Unvented	18	84F063	43.49
● RFUS1921BK1	Unvented	21	84F064	46.08
● RFUS1926BK1	Unvented	26	84F065	49.36
● RFUS1931BK1	Unvented	31	73C7865	52.83
● RFVS1918BK1	Vented	18	84F061	43.49
● RFVS1921BK1	Vented	21	91F2190	46.08
● RFVS1926BK1	Vented	26	84F062	49.36
● RFVS1931BK1	Vented	31	27C9239	52.83

GRAY/BEIGE

● RFUS1918CG1	Unvented	18	83F9069	43.49
● RFUS1921CG1	Unvented	21	83F9070	46.08
● RFUS1926CG1	Unvented	26	83F9071	49.36
● RFUS1931CG1	Unvented	31	50H5183	52.83
● RFVS1918CG1	Vented	18	66F8055	43.49
● RFVS1921CG1	Vented	21	66F8014	46.08
● RFVS1926CG1	Vented	26	66F8015	47.44
● RFVS1931CG1	Vented	31	30C9165	52.83

(6999)

TechCast® Product Training


Use the library of online training modules located on our homepage under Useful Tools, with specific guidance for complex solutions.

(148857)

"ZERO SPACE" FIXED VENTED SHELVES



- Rugged textured black powder paint finish
- No obstruction to front panel space or equipment
- Mounts on two pairs of panel rails (front and back)
- Includes all mounting hardware



The RZVS series are heavy duty, 14 gauge steel shelves which are vented to provide improved upward heat movement. Shelves require no front rail mounting or front rack space. Rear lip is covered with a rubber channel to avoid equipment scratching and cable chaffing. Rear lip also folds up for extra strength and acts as a rear equipment retainer. Sides are slotted for easy adjustment and fold up for easy hardware installation. Includes two equipment stops which can be fastened anywhere on the shelf.

Mfg. Part No.	Shelf Depth	Shelf Width	Stock No.	Price Each
				1-24
● RZVS1918BK1	18"	17.75"	34M4596	43.27
● RZVS1921BK1	21"	17.75"	03M5409	50.04
● RZVS1926BK1	26"	17.75"	01M6689	51.03
● RZVS1931BK1	31"	17.75"	34M3118	60.16


(90529)

UNVENTED & VENTED SLIDING SHELVES

Just Added



Shelves include heavy-duty ball bearing slides that attach to the front and rear of both pairs of 19" rack rails. Vented shelves provides a sturdy shelf without obstructing upward heat movement. 14-gauge steel construction. Weight load tested to 120 lbs. Includes mounting hardware.



Mfg. Part No.	Color	Description	Depth (in.)	Stock No.	Price Each
					1-4
● RSUS1918BK1	Black	Unvented	18	18C0606	123.03
● RSUS1918CG1	Gray/Beige	Unvented	18	27C0028	123.03
● RSUS1921BK1	Black	Unvented	21	18C0610	131.11
● RSUS1926BK1	Black	Unvented	26	18C0613	137.14
● RSUS1931BK1	Black	Unvented	31	84C9875	220.30
● RSVS1918BK1	Black	Vented	18	18C0626	127.06
● RSVS1921BK1	Black	Vented	21	18C0644	133.12
● RSVS1926BK1	Black	Vented	26	18C0646	141.19
● RSVS1931BK1	Black	Vented	31	84C9876	225.90

(59871)

RAIL-MOUNTED SHELVES



Features formed 14-gauge steel construction. Mounts to front rail either as an internal shelf or external shelf/work area. Shelves are 17.5" wide. Available in either vented or unvented. Finished in rugged, textured black powder paint. Requires mounting hardware, go online or call.



UNVENTED

Mfg. Part No.	Rack U Height	Panel Height (in.)	Depth (in.)	Stock No.	Price Each
					1-5
● RASU190115BK1	1	1.75	15	93K6188	45.50
● RASU190315BK1	2	3.5	15	93K6189	60.06
● RASU190320BK1	2	3.5	20	93K6190	63.70
● RASU190515BK1	3	5.25	15	91F2183	54.60
● RASU190520BK1	3	5.25	20	89C7814	65.52
● RASU190715BK1	4	7	15	93K6191	80.08
● RASU190720BK1	4	7	20	84K7631	83.72

VENTED

● RASV190115BK1	1	1.75	15	93K6192	49.14
● RASV190120BK1	1	1.75	20	85K9119	52.78
● RASV190315BK1	2	3.5	15	93K6193	63.70
● RASV190320BK1	2	3.5	20	93K6194	67.34
● RASV190515BK1	3	5.25	15	95F2528	79.96
● RASV190520BK1	3	5.25	20	85C3125	83.96
● RASV190715BK1	4	7	15	93K6195	83.72
● RASV190720BK1	4	7	20	74K3069	87.36

(7068)

CABINETS & RACKS

FIXED/PULL-OUT CHASSIS SHELVES



Can be used as a permanently mounted support shelf or as a pull-out chassis. Will also accept RSLIDE equipment slides on page 2334 for pull-out applications. Mounts on two pairs of mounting rails (front and back). 18-gauge steel shelf and 14-gauge brackets. Shelf is 16.8" wide and 0.5" high. Finish: smooth white powder paint. Load capacity: 85 lbs.




Mfg. Part No.	Shelf Depth	Bracket Depth	Stock No.	Price Each	
				1-5	
● RASC1912WH2	11.9"	13.2"	98F3772	67.86	
● RASC1916WH2	15.9"	14.9"	94F4831	76.21	
● RASC1922WH2	21.9"	20.9"	94F4832	86.91	

(34281)

RAIL-MOUNTED ADJUSTABLE SHELVES



The DNRMA series adjustable shelves are constructed of 14 gauge steel. They mount to panel rails using 5.25" (3U) of vertical panel space and 19" of horizontal panel space. Movable side brackets allow mounting inside or outside of rack at four different depths. Suitable for open relay racks and racks where panel mounting is available. Finished in rugged black textured powder paint. Mounting hardware required.



Mfg. Part No.	Depth (in.)	Width (in.)	Weight (lbs)	Stock No.	Price Each		
					1-5	6-14	15-24
● DNRMA1916BK1	16	17.56	8	89C4358	113.99	104.50	96.78
● DNRMA1920BK1	20	17.56	10	89C4359	122.83	112.59	104.28

(90518)

19" RACK MOUNT/TABLETOP INSTRUMENT ENCLOSURES



Solid Top and Bottom



Ventilated Top and Bottom

- Strong yet light weight construction
- Suitable for desk top or rack mountable
- Shipped knocked down to avoid shipping damage
- Easy assembly & disassembly
- Extruded aluminum side, front and rear panels; aluminum top and bottom panels

- Usable with or without rack mounting brackets (included)
- Front and rear panels are interchangeable
- Rugged, textured, black powder paint

Includes top, bottom, sides, feet, rack mount brackets and all assembly hardware. Pull handles & rear bracket kit are not included with unit. Shipped knocked down to avoid damage.


Mfg. Part No.	Dimensions (in.) H x W x D	Rack U Height	Top and Bottom	Stock No.	Price Each		
					1-2	3-4	5-9
● RM1U1908SBK	1.75 x 16.6 x 8	1	Solid	06R2995	118.50	112.54	109.23
● RM1U1913SBK	1.75 x 16.6 x 13	1	Solid	08P0839	142.67	135.49	131.51
● RM1U1918SBK	1.75 x 16.6 x 18	1	Solid	01P0167	180.54	171.47	166.42
● RM2U1908SBK	3.5 x 16.6 x 8	2	Solid	01P1277	141.25	134.15	130.21
● RM2U1913SBK	3.5 x 16.6 x 13	2	Solid	14N7878	170.54	161.96	157.20
● RM2U1918SBK	3.5 x 16.6 x 18	2	Solid	06R2996	215.88	205.02	198.99
● RM3U1908SBK	5.25 x 16.6 x 8	3	Solid	06R2998	168.75	160.26	155.55
● RM3U1913SBK	5.25 x 16.6 x 13	3	Solid	57P7311	202.17	192.00	186.36
● RM3U1918SBK	5.25 x 16.6 x 18	3	Solid	06R3000	255.90	243.04	235.89
● RM1U1908VBK	1.75 x 16.6 x 8	1	Ventilated	73P7276	124.10	117.87	114.40
● RM1U1913VBK	1.75 x 16.6 x 13	1	Ventilated	14N7868	150.35	142.79	138.59
● RM1U1918VBK	1.75 x 16.6 x 18	1	Ventilated	40P2420	191.37	181.75	176.41
● RM2U1908VBK	3.5 x 16.6 x 8	2	Ventilated	34P0267	148.93	141.44	137.28
● RM2U1913VBK	3.5 x 16.6 x 13	2	Ventilated	14N2452	181.72	172.59	167.51
● RM2U1918VBK	3.5 x 16.6 x 18	2	Ventilated	06R2997	226.67	215.28	208.94
● RM3U1908VBK	5.25 x 16.6 x 8	3	Ventilated	06R2999	176.39	167.52	162.60
● RM3U1913VBK	5.25 x 16.6 x 13	3	Ventilated	08P0836	213.35	202.63	196.67
● RM3U1918VBK	5.25 x 16.6 x 18	3	Ventilated	06R3001	268.70	255.19	247.69

(147228)

KEYBOARD DRAWER



Mfg. Part No. RAKS drawer uses only 3.5" of rack space for keyboards. Unique design maximizes available space between rails. Mounts on two pairs of mounting rails, front and back. Slides and hardware included. Rugged textured black powder paint finish.



Mfg. Part No.	Stock No.	Price Each	
		1-4	
● RAKS19BK1	66F8077	100.07	

(7000)

19" STORAGE DRAWER KITS



Steel drawer kits mount in 19" racks and come complete with slides, cam lock, and rear support brackets. Rugged, textured powder paint finish, drawer interior is smooth white. Mounts on two pairs of mounting rails (front and back).



BLACK

Mfg. Part No.	Drawer Height (in.)	Drawer Depth (in.)	Slide Travel (in.)	Stock No.	Price Each	
					1-4	
● RDRW1900312BK1	3.50	12	12	40C1983	190.30	
● RDRW1900812BK1	8.75	12	12	73C6167	294.95	
● RDRW1901212BK1	12.25	12	12	89C7827	330.10	
● RDRW1900316BK1	3.50	16	16	83F9065	206.94	
● RDRW1900516BK1	5.25	16	16	83F9066	256.88	
● RDRW1900716BK1	7.00	16	16	83F9067	275.93	
● RDRW1900816BK1	8.75	16	16	84C9862	299.70	
● RDRW1901216BK1	12.25	16	16	81C9102	333.50	
● RDRW1900322BK1	3.50	22	22	84F068	216.46	
● RDRW1900522BK1	5.25	22	22	84F069	259.28	
● RDRW1900722BK1	7.00	22	22	84F070	278.30	
● RDRW1900822BK1	8.75	22	22	24C5344	311.61	
● RDRW1901222BK1	12.25	22	22	67C1095	347.62	

GRAY/BEIGE

● RDRW1900312CG1	3.50	12	12	66F8082	190.30
● RDRW1900512CG1	5.25	12	12	66F8058	242.61
● RDRW1900812CG1	8.75	12	12	66F8064	294.95
● RDRW1901212CG1	12.25	12	12	66F8052	330.10
● RDRW1900316CG1	3.50	16	16	66F8056	206.94
● RDRW1900516CG1	5.25	16	16	66F8059	256.88
● RDRW1900716CG1	7.00	16	16	66F8062	275.93
● RDRW1901216CG1	12.25	16	16	66F8053	333.50
● RDRW1900522CG1	5.25	22	22	66F8060	259.28
● RDRW1900722CG1	7.00	22	22	66F8063	278.30
● RDRW1900822CG1	8.75	22	22	66F8048	311.61
● RDRW1901222CG1	12.25	22	22	66F8054	347.62

(7002)

HINGED PANEL RAIL DOORS



RSDP series are standard 19" rack mount doors with hinges bolted directly to the panel rail. Allows full access to space between panel rails when open. Folded on all four sides. Includes lock, hasp and 2 keys. Door depth: 0.63". Smooth powdered paint matches standard panels.



BLACK

Mfg. Part No.	Panel Space (in.)	Weight (lbs.)	Stock No.	Price Each	
				1-14	
● RSDP19010BK2	10.50	5	20C3994	110.21	
● RSDP19012BK2	12.25	6	95B3929	111.93	
● RSDP19014BK2	14.00	7	29C3594	113.76	
● RSDP19017BK2	17.50	8	99B0925	114.55	
● RSDP19022BK2	22.75	10	10C2955	122.14	
● RSDP19028BK2	28.00	13	98B3018	127.08	

➔ CONTINUED ➔

HINGED PANEL RAIL DOORS (CONT.)

GRAY/BEIGE

Mfg. Part No.	Panel Space (in.)	Weight (lbs.)	Stock No.	Price Each	
				1-14	
● RSDP19010CG2	10.50	5	22C4804	110.21	
● RSDP19012CG2	12.25	6	50H5214	111.93	
● RSDP19014CG2	14.00	7	01C8324	113.76	
● RSDP19017CG2	17.50	8	72C7875	117.11	
● RSDP19022CG2	22.75	10	31C1463	122.14	
● RSDP19028CG2	28.00	13	94B5058	127.08	

(90380)

ALUMINUM 19" RACK PANELS



0.125" thick. Standard punching on both ends. Mounting hardware not included. Painted versions are finished in smooth powder paint.



BLACK

Mfg. Part No.	Panel Height (in.)	Rack U Height	No. of Slots	Stock No.	Price Each	
					1-5	
● PBPA19001BK2	1.75	1	4	97F9407	10.07	
● PBPA19003BK2	3.50	2	4	94F4769	14.85	
● PBPA19005BK2	5.25	3	4	50F8499	21.18	
● PBPA19007BK2	7.00	4	4	94F4770	26.47	
● PBPA19008BK2	8.75	5	4	50F8500	31.32	
● PBPA19010BK2	10.50	6	8	50F8501	35.30	
● PBPA19012BK2	12.25	7	8	50F8502	42.32	
● PBPA19014BK2	14.00	8	8	50F8503	47.63	
● PBPA19015BK2	15.75	9	8	84F089	51.17	
● PBPA19017BK2	17.50	10	8	50F8504	58.27	
● PBPA19019BK2	19.25	11	8	84F090	67.50	
● PBPA19021BK2	21.00	12	8	16F2900	72.33	
● PBPA19022BK2	22.75	13	8	50F8505	76.75	
● PBPA19024BK2	24.50	14	10	84F091	83.83	
● PBPA19026BK2	26.25	15	10	84F092	88.01	
● PBPA19028BK2	28.00	16	12	50F8506	96.17	
● PBPA19029BK2	29.75	17	12	84F093	98.36	
● PBPA19031BK2	31.50	18	12	84F094	100.96	

BEIGE

● PBPA19001CG2	1.75	1	4	84F071	10.07
● PBPA19003CG2	3.50	2	4	84F072	14.85
● PBPA19005CG2	5.25	3	4	84F073	21.18
● PBPA19007CG2	7.00	4	4	84F074	26.47
● PBPA19008CG2	8.75	5	4	84F075	31.32
● PBPA19010CG2	10.50	6	8	84F076	35.30
● PBPA19012CG2	12.25	7	8	84F077	41.39
● PBPA19014CG2	14.00	8	8	84F078	46.57
● PBPA19015CG2	15.75	9	8	84F079	50.04
● PBPA19017CG2	17.50	10	8	84F080	58.27
● PBPA19019CG2	19.25	11	8	84F081	61.69
● PBPA19021CG2	21.00	12	8	84F082	70.73
● PBPA19022CG2	22.75	13	8	84F083	75.05
● PBPA19024CG2	24.50	14	10	84F084	81.97
● PBPA19026CG2	26.25	15	10	84F085	88.01
● PBPA19028CG2	28.00	16	12	84F086	94.04
● PBPA19029CG2	29.75	17	12	84F087	98.36
● PBPA19031CG2	31.50	18	12	84F088	100.96

ASA61 GREY

● PBPA19001GY2	1.75	1	4	96F5566	10.07
● PBPA19003GY2	3.50	2	4	50F8507	14.85
● PBPA19005GY2	5.25	3	4	50F8508	21.18
● PBPA19007GY2	7.00	4	4	94F4830	26.47
● PBPA19008GY2	8.75	5	4	50F8509	31.32
● PBPA19010GY2	10.50	6	8	50F8510	35.30
● PBPA19012GY2	12.25	7	8	94F4771	42.32
● PBPA19014GY2	14.00	8	8	50F8511	47.63
● PBPA19015GY2	15.75	9	8	84F095	51.17
● PBPA19017GY2	17.50	10	8	50F8512	58.27
● PBPA19019GY2	19.25	11	8	84F096	66.01
● PBPA19021GY2	21.00	12	8	84F097	70.73
● PBPA19022GY2	22.75	13	8	50F8513	76.75

➔ CONTINUED ➔

ALUMINUM 19" RACK PANELS (CONT.)

ASA61 GREY

Mfg. Part No.	Panel Height (in.)	Rack U Height	No. of Slots	Stock No.	Price Each	
					1-5	
● PBPA19024GY2	24.50	14	10	84F098	81.97	
● PBPA19026GY2	26.25	15	10	84F099	88.01	
● PBPA19028GY2	28.00	16	12	50F8514	96.17	
● PBPA19029GY2	29.75	17	12	84F100	98.36	
● PBPA19031GY2	31.50	18	12	84F101	103.25	

UNFINISHED

● PBPA19001UNF	1.75	1	4	97F9408	10.07
● PBPA19003UNF	3.50	2	4	97F9410	14.85
● PBPA19005UNF	5.25	3	4	97F9420	21.18
● PBPA19007UNF	7.00	4	4	88K1969	26.47
● PBPA19008UNF	8.75	5	4	97F9421	31.32
● PBPA19010UNF	10.50	6	8	97F9422	35.30
● PBPA19012UNF	12.25	7	8	97F9423	42.32
● PBPA19014UNF	14.00	8	8	97F9424	47.63
● PBPA19015UNF	15.75	9	8	84F103	50.04
● PBPA19017UNF	17.50	10	8	97F9425	58.27
● PBPA19019UNF	19.25	11	8	84F104	66.01
● PBPA19021UNF	21.00	12	8	84F105	70.73
● PBPA19022UNF	22.75	13	8	97F9426	76.75
● PBPA19024UNF	24.50	14	10	84F106	81.97
● PBPA19026UNF	26.25	15	10	84F107	88.01
● PBPA19028UNF	28.00	16	12	97F9427	96.17
● PBPA19029UNF	29.75	17	12	84F108	100.59
● PBPA19031UNF	31.50	18	12	84F109	100.96

(17756)

STEEL 19" RACK PANELS

Just Added



Economical, high strength 14-gauge, 0.075" thick standard 19" panels. Standard punching on both ends. Mounting hardware not included. Finished in smooth powder paint.



BLACK

Mfg. Part No.	Panel Height (in.)	Rack U Height	No. of Slots	Stock No.	Price Each	
					1-4	
● PBPS19001BK2	1.75	1	4	99F8233	8.82	
● PBPS19003BK2	3.50	2	4	83F8985	9.83	
● PBPS19005BK2	5.25	3	4	83F8987	12.96	
● PBPS19007BK2	7.00	4	4	83F8989	15.72	
● PBPS19008BK2	8.75	5	4	83F8991	17.66	
● PBPS19010BK2	10.50	6	8	83F8993	20.60	
● PBPS19012BK2	12.25	7	8	83F8995	22.76	
● PBPS19014BK2	14.00	8	8	83F8997	31.41	
● PBPS19015BK2	15.75	9	8	83F8999	35.14	
● PBPS19017BK2	17.50	10	8	83F9001	38.47	
● PBPS19019BK2	19.25	11	8	83F9003	39.24	
● PBPS19021BK2	21.00	12	8	83F9005	40.23	
● PBPS19022BK2	22.75	13	8	83F9007	41.80	
● PBPS19024BK2	24.50	14	10	83F9009	43.98	
● PBPS19026BK2	26.25	15	10	83F9011	48.87	
● PBPS19028BK2	28.00	16	12	83F9013	58.88	
● PBPS19029BK2	29.75	17	12	83F9015	60.83	
● PBPS19031BK2	31.50	18	12	83F9017	61.82	

LIGHT GRAY

● PBPS19001LG2	1.75	1	4	05R6256	8.82
● PBPS19003LG2	3.50	2	4	05R6257	9.83
● PBPS19005LG2	5.25	3	4	05R6258	12.96
● PBPS19007LG2	7.00	4	4	05R6259	15.72
● PBPS19008LG2	8.75	5	4	05R6260	17.66
● PBPS19010LG2	10.50	6	8	05R6261	20.60
● PBPS19012LG2	12.25	7	8	05R6262	22.76
● PBPS19014LG2	14.00	8	8	05R6263	31.41
● PBPS19015LG2	15.75	9	8	05R6264	35.14
● PBPS19017LG2	17.50	10	8	05R6265	38.47
● PBPS19019LG2	19.25	11	8	05R6266	39.24
● PBPS19021LG2	21.00	12	8	05R6267	40.23
● PBPS19022LG2	22.75	13	8	05R6268	41.80

➔ CONTINUED ➔

CABINETS & RACKS

STEEL 19" RACK PANELS (CONT.)

LIGHT GRAY

Mfg. Part No.	Panel Height (in.)	Rack U Height	No. of Slots	Stock No.	Price Each
● PBPS19024LG2	24.50	14	10	05R6269	43.98
● PBPS19026LG2	26.25	15	10	05R6270	48.87
● PBPS19028LG2	28.00	16	12	05R6271	58.88
● PBPS19029LG2	29.75	17	12	05R6272	60.83
● PBPS19031LG2	31.50	18	12	05R6273	61.82

ASA61 GRAY

● PBPS19001GY2	1.75	1	4	97B1761	8.82
● PBPS19003GY2	3.50	2	4	96F5567	9.83
● PBPS19005GY2	5.25	3	4	96F5499	12.96
● PBPS19007GY2	7.00	4	4	97B1411	15.72
● PBPS19008GY2	8.75	5	4	30M9812	17.66
● PBPS19010GY2	10.50	6	8	05C1994	20.60
● PBPS19012GY2	12.25	7	8	50H4988	22.76
● PBPS19014GY2	14.00	8	8	05C0167	31.41
● PBPS19015GY2	15.75	9	8	50H4989	35.14
● PBPS19017GY2	17.50	10	8	24C8700	38.47
● PBPS19019GY2	19.25	11	8	50H4990	39.24
● PBPS19021GY2	21.00	12	8	96B5856	40.23
● PBPS19022GY2	22.75	13	8	92B3623	41.80
● PBPS19024GY2	24.50	14	10	96B5854	43.98
● PBPS19026GY2	26.25	15	10	50H4991	48.87
● PBPS19028GY2	28.00	16	12	50H4992	58.88
● PBPS19029GY2	29.75	17	12	50H4993	60.83
● PBPS19031GY2	31.50	18	12	50H4994	61.82

(90362)

SLOT VENTILATION PANELS




Just Added

Slot panels are used for ventilation or exhaust panels. 1.75" (1U) high panels have one row of slots, 3.5" (2U) has 2 rows. Slots are 0.25 x 1". Available in both lightweight aluminum or economical 14 gauge steel, in both smooth light gray or black powder paint. Panels are standard 19" rack mount.

Mfg. Part No.	Panel Height (in.)	Description	Color	Stock No.	Price Each
● PVSA19001BK2	1.75	Aluminum	Black	94B8070	25.18
● PVSA19001LG2	1.75	Aluminum	Light Gray	05R6274	25.18
● PVSA19003BK2	3.5	Aluminum	Black	03C3927	30.42
● PVSA19003LG2	3.5	Aluminum	Light Gray	05R6275	30.42
● PVSS19001BK2	1.75	Steel	Black	93B7120	15.72
● PVSS19001LG2	1.75	Steel	Light Gray	05R6276	15.72
● PVSS19003BK2	3.5	Steel	Black	93B7121	23.89
● PVSS19003LG2	3.5	Steel	Light Gray	05R6277	23.89

(60078)

ADJUSTABLE RACK SUPPORT ANGLES



Support angles mount from front to back, on 19" rack rail (on the accessory flange), to support heavy equipment and reduce load on equipment front panel. Slots allow up/down or front/back adjustments. Heavy duty, made of 14-gauge steel. Dimensions: 1.75 x 1.75". Finish: textured black powder paint. Mounts on two pairs of mounting rails (front and back). Sold in packages of 2. Order mounting hardware separately; go online or call.

Mfg. Part No.	Length	Stock No.	Price per Pkg.		
			1-5	6-14	15-24
● RASA16BK3	14.95"	93B7338	27.35	26.43	25.22
● RASA22BK3	20.95"	93B7347	30.86	29.83	28.46
● RASA28BK3	28.00"	25C1144	33.74	32.61	31.11

(6997)

EQUIPMENT SLIDES



Slides mount to the front and rear 19" rack panel rails. Occupies 1U (1.75") of panel height. Heavy-duty, ball-bearing type mechanism. Converts fixed shelves mfg. part no. RASC on page 2332 to a pull-out shelf. Sold in packages of 2.

Mfg. Part No.	Panel Depth (in.)	Capacity (lbs.)	Stock No.	Price per Pkg.	
				1-5	6-14
● RSLIDE12	12	120	66F8016	63.83	61.74
● RSLIDE16	16	130	34C3341	66.54	64.36
● RSLIDE22	22	120	66F8018	70.57	68.26

(7001)

MOUNTING HARDWARE

Just Added



Sold in package quantities indicated.

SCREWS

Mfg. Part No.	Description	Pkg. of	Stock No.	Price per Pkg.
● 1421	Nickel-Plated #10-32 x 0.625" Slotted Oval Head Screw with Steel Cup Washer (0.6" outside diameter)	4	05R6278	3.33
● 1421A	#10-32 x 0.625" Phillips Slotted Oval Head Screw with Plastic Cup Washer	4	95F2558	3.50
● 1421A25B	Nickel-Plated #10-32 x 0.625" Countersunk, Phillips Slotted Oval Head Screw	25	95F2554	5.44
● 1421A100B	Nickel-Plated #10-32 x 0.625" Countersunk, Phillips Slotted Oval Head Screw	100	94F4837	20.20
● 1421ABK25	Black Oxide Finish #10-32 x 0.625" Pan Head Screw w/ Black Nylon Washer	25	09K7557	7.31
● 1421ABK100	Black Oxide Finish #10-32 x 0.625" Pan Head Screw w/ Black Nylon Washer	100	18K8534	18.80
● 1421B	Nickel-Plated #10-32 x 0.5" Thumb Screw w/ Nylon Washers for Panels up to 0.09" Thick	4	96F5561	11.96
● 1421D	Zinc-Plated #10-32 x 0.5" Pan Head Screw	25	96F5562	4.25
● 1421F25	Nickel-Plated #10-32 x 1.25" Phillips Oval Head Screw	25	05R6279	12.86
● 1421G	Nickel-Plated #10-32 x 0.37", Slotted, Binding Head Screw with Flat Nylon Washer	8	26C1416	3.69
● 1421SN	0.25" - 20 Strut Nut with 0.25" - 20 x 0.5" Bolt	8	80K7833	12.15

WASHERS

● 1421E25W	Nickel-Plated Metal Cup Washer for Countersunk #10-32 Screws	25	95F2555	3.82
● 1421E100W	Nickel-Plated Metal Cup Washer for Countersunk #10-32 Screws	100	98F2139	14.91
● 1421A25W	Black Plastic Cup Washer for Countersunk #10-32 Screws	25	95F2556	9.53
● 1421A100W	Black Plastic Cup Washer for Countersunk #10-32 Screws	100	94F823	36.74

NUTS

● 1421N25	#10-32 Clip Nuts for Panel Rails - Black	25	96F5563	16.01
● 1421N100	#10-32 Clip Nuts for Panel Rails - Black	100	94F824	62.46
● 1421NP25	Zinc-Plated #10-32 Clip Nuts for Round Punched Hole Rails	25	34M4615	17.61
● 1421NP100	Zinc-Plated #10-32 Clip Nuts for Round Punched Hole Rails	100	90B3674	68.66
● 1421CNA25	Zinc-Plated #10-32 Cage Nuts for Square Hole Punched Rails	25	83C8530	15.65
● 1421CNA100	Zinc-Plated #10-32 Cage Nuts for Square Hole Punched Rails	100	73C2824	64.14
● 1421CNB25	Zinc-Plated M6 Cage Nuts for Square Hole Punched Rails	25	34M4613	15.65
● 1421CNB100	Zinc-Plated M6 Cage Nuts for Square Hole Punched Rails	100	01H7820	62.28
● 1421CNC25	Zinc-Plated #12-24 Cage Nuts for Square Hole Punched Rails	25	34M4614	15.65

(7219)

RUBBER FEET

Just Added



Rubber feet are self-adhesive, except 1421T7 which is screw-on. Sold in packages of 24.

Mfg. Part No.	Dimensions	Style	Color	Stock No.	Price per Pkg.	
					1-4	5-9
● 1421T2	0.5" x 0.14"	Flat Round	Black	83F8949	5.30	5.13
● 1421T2CL	0.5" x 0.14"	Flat Round	Clear	05R6280	5.30	5.13
● 1421T3	0.5" x 0.23"	Square	Black	50B9990	7.31	7.07

➔ CONTINUED ➔

RUBBER FEET (CONT.)

Mfg. Part No.	Dimensions	Style	Color	Stock No.	Price per Pkg.	
					1-4	5-9
● 1421T4	0.81" x 0.30"	Square	Black	94F825	11.63	11.25
● 1421T6CL	0.31" x 0.09"	Round Flat	Clear	05R6281	4.36	4.22
● 1421T7	0.75" x 0.51"	Round	Black	94F4789	28.25	27.33
● 1421T8BK	0.47" x 0.12"	Square	Black	83F9204	4.71	4.56
● 1421T9BK	0.88" x 0.40"	Round	Black	83F9205	28.25	27.33

(34479)

CAM FLUSH LOCK KIT



Mfg. part no. 1427BK is a quarter turn fastener that mounts flush in a 0.760" x 0.655" double D hole or alternatively a 0.75" diameter hole. Chrome plated brass housing with reversible cam.



Mfg. Part No.	Kit Contents	For Use With	Stock No.	Price Each
				1-14
● 1427BK	1 Quarter Turn Lock and 2 Keys	Flush Mount Doors or Panels	96F5564	18.19

(90539)

INSTRUMENT CASE HANDLES



Steel Handle



Aluminum Handle with Gray End Post

Accessory handles for instrument cases are available in chrome-plated steel, anodized aluminum, or heavy-duty extruded aluminum with black or gray end posts. These rugged end posts are constructed of Polyamide with 30% reinforced glass fiber and molded in brass inserts. Hardware included. Sold individually.

CHROME-PLATED STEEL

Mfg. Part No.	Dimensions (Inches)				Stock No.	Price Each
	Length	Height	Diameter	Hole Centers		1-14
● 1427B	1.44	0.625	0.187	1.25	98H1240	6.20
● 1427B2	1.44	1.00	0.187	1.25	98H1241	6.22
● 1427D	1.94	0.75	0.187	1.75	98H1242	6.26
● 1427E	2.20	1.00	0.187	2.00	98H1243	6.39
● 1427Q	2.55	0.95	0.250	2.30	24B6430	13.45
● 1427P	3.05	0.95	0.250	2.80	24B6429	11.30
● 1427G	3.25	1.75	0.250	3.00	98H1244	6.70
● 1427N	3.88	1.20	0.375	3.50	98F3692	11.81
● 1427N2	3.75	1.50	0.250	3.50	98H1253	6.76
● 1427C1	4.38	1.30	0.375	4.00	94F4829	17.84
● 1427S	4.25	1.50	0.250	4.00	98H1254	6.90
● 1427S2	4.25	1.75	0.250	4.00	98H1257	6.90
● 1427T	5.25	1.50	0.250	5.00	98H1258	7.29
● 1427T2	5.25	1.75	0.250	5.00	98H1261	7.33
● 1427M	5.68	1.20	0.375	5.30	94F836	9.66
● 1427W	6.25	1.50	0.250	6.00	98H1262	7.94
● 1427W2	6.25	1.75	0.250	6.00	98H1265	7.96
● 1427L	7.38	1.30	0.375	7.00	24B6424	12.66

EXTRUDED ALUMINUM

Dimensions (Inches)				Gray End Posts		Black End Posts		Price Each
L	Ht.	W	Hole Centers	Mfg. Part No.	Stock No.	Mfg. Part No.	Stock No.	1-14
3.75	1.64	0.52	3.00	● 1427GGC	98H1246	● 1427GBC	98H1245	5.17
4.25	1.64	0.52	3.50	● 1427NGC	98H1252	● 1427NBC	98H1251	5.35
4.75	1.64	0.52	4.00	● 1427SGC	98H1256	● 1427SBC	98H1255	5.57
5.75	1.64	0.52	5.00	● 1427TGC	98H1260	● 1427TBC	98H1259	6.02
6.75	1.64	0.52	6.00	● 1427WGC	98H1264	● 1427WBC	98H1263	6.76
7.75	1.64	0.52	7.00	● 1427LGC	98H1248	● 1427LBC	98H1247	7.18

ANODIZED ALUMINUM

Mfg. Part No.	Dimensions (Inches)				Finish	Stock No.	Price Each
	Length	Height	Hole Centers	Thread Depth			1-14
● 1427C5	4.20	1.30	4.00	0.438	Brushed	34M4583	14.95
● 1427C6	3.50	1.50	2.70	0.438	Satin	24B6416	13.56

(47771)

LITERATURE POCKET KIT



Kit Includes:

- Black plastic pocket
- High strength two-sided adhesive tape
- Surface preparation swab



The PKT series literature pocket kit is a handy storage product for holding literature such as reference manuals, etc. They are typically applied inside the door or side panels of a rack.

Mfg. Part No.	Dimensions		Stock No.	Price Each
	Height	Width		1-24
● PKT66	6"	6"	83F9019	11.46
● PKT99	6"	9"	83F9020	11.81

(90533)

CAGE NUT INSTALLATION TOOL



The RCNIT insertion tool allows for easy installation of cage nuts in square rail holes. Constructed of spring steel.



Mfg. Part No.	Description	Stock No.	Price Each
			1-24
● RCNIT	Cage Nut Insertion Tool	50H5153	4.44

(90522)

CABLETEK™ CABLE MANAGERS

Just Added

PROTECTING YOUR ADVANTAGE



A PENTAIR COMPANY

Horizontal:

- Snap-in mounting provision holds cable manager in place while mounting screws are installed
- Rounded end posts support cable as it enters and leaves cable manager and maintains proper cable bend radius
- Single- and double-sided units provide high cable capacity, including 5e, 6, and 6A cables
- Removable hinged cover opens top or bottom, snaps closed
- Double-sided model has covers on both front and back
- Made of UL listed black composite material



Horizontal Double-Sided

Vertical:

- Removable one-piece front cover with access from right or left opens 180°
- Self-aligning bolt locations and self-captivating fasteners
- Unobstructed cable access to rack equipment
- Cable tiedown points provided on back
- Single central door latch allows access to cables
- Double-sided models include five posts and gates
- Posts snap into pre-punched holes in the back of the cable manager
- Gates snap onto posts, open from left or right as needed, and swing 280° (posts can be used alone as slack spools to control long patch cords)
- Front door and cable channel made of multi-formed light weight aluminum, hinge points and supporting fingers made of high strength composite material
- Aluminum components are coated with RAL 9005 black low gloss lightly textured polyester powder paint



Vertical Double-Sided

Arrowhead fingers are shaped to funnel cables into base and are made of black composite material. Rounded edges throughout protect cable jackets from damage. Pass-through holes protect cable while facilitating routing between front and back. Composite parts have a low gloss finish that matches look of RAL 9005 textured paint.

HORIZONTAL

Mfg. Part No.	Type	Dimensions (in.) H x W x D	Rack U Height	Stock No.	Price Each		
					Each	2-4	5-9
DCHS1	Single-Sided	1.75 x 19 x 6	1	75M4142	79.86	73.10	61.83
DCHS2	Single-Sided	3.5 x 19 x 6	2	75M4143	81.22	74.35	62.88
DCHD2	Double-Sided	3.5 x 19 x 15	2	75M4141	85.29	78.07	66.03

VERTICAL

Mfg. Part No.	Type	Dimensions (in.) H x W x D	Rack U Height	Stock No.	Price Each		
					Each	2-4	5-9
DV6S7	Single-Sided	84 x 6 x 12	45	75M4242	674.14	617.06	521.92
DV6D7	Double-Sided	84 x 6 x 18	45	75M4239	806.85	738.53	624.66

(142326)

CABINETS & RACKS

PROTEK® DOUBLE-HINGED WALL-MOUNT NEMA CABINETS



PROTECTING YOUR ADVANTAGE
Hoffman
A PENTAIR COMPANY

Just Added



- NEMA 12, IP55
- Fully welded steel construction
- Mounts to a wall or can be pole mounted with optional pole-mounting kit (mfg. part no. CPMK24)
- Can be mounted left- or right-hinged and comes completely assembled and ready to mount
- Type 12 cabinets have a locking wing knob with two keys
- Window door made with scratch-resistant safety glass
- Front access to center body hinging and back section latches
- Tool-less self-fastening latch
- Latch-free sides permit cabinet to be installed tightly into a corner
- Foam-in-place seamless gasket around door is non-absorbing and chemical resistant
- Collar studs provided on back of cabinet for mounting accessory panels
- Plenum rated for use in air exchange areas
- RAL 7035 light-gray textured, low-gloss polyester powder paint finish

Twenty 10-32 screws included. One set of adjustable, tapped rack angles included, plated and self-grounding.

Mfg. Part No.	Dimensions (in.) H x W x D	Rack U Height	Stock No.	Price Each		
				Each	2-4	5-9
PTDHW242424G	24.02 x 24.06 x 24.02	12	27M2836	1572.89	1439.71	1217.73
PTDHW362424G	35.98 x 24.06 x 24.02	19	27M2838	1625.77	1488.10	1258.66
PTDHW482424G	47.99 x 24.06 x 24.02	26	27M2840	1950.47	1785.31	1510.05

(142325)

ACCESS PLUS II® WALL-MOUNT DATACOM CABINETS, RACKS & ACCESSORIES



PROTECTING YOUR ADVANTAGE
Hoffman
A PENTAIR COMPANY



Fixed Rack



Swing-Out Rack



Wall-Mount Cabinet (Window Door)



Single-Sided Shelf



Power Distribution Unit

Double-hinged cabinets provide security, equipment access, cooling and support for network and other 19-in. rack-mount equipment. The cabinet has three components: front door, center section and wall section. Can be mounted to be left- or right-hinged and comes completely assembled and ready to mount. Constructed of quality welded 16 and 14 gauge steel coated with RAL 9005 black textured, low-gloss polyester powder paint.

CABINETS - WINDOW DOOR

Mfg. Part No.	Dimensions (in.) H x W x D			Rack U Height	Stock No.	Price Each	
	H	W	D			Each	2-4
EWMW242418	23.62	23.62	18.2	12	59P3299	731.77	699.82
EWMW242425	23.62	23.62	25.09	12	59P3357	776.70	742.79
EWMW362418	36.02	23.62	18.2	19	59P3358	889.46	850.62
EWMW362425	36.02	23.62	25.09	19	59P3359	889.46	850.62
EWMW482418	48.03	23.62	18.2	26	59P3360	1004.12	960.28
EWMW482425	48.03	23.62	25.09	26	59P3361	1004.12	960.28

FIXED RACKS

Mfg. Part No.	Dimensions (in.) H x W x D			Rack U Height	Stock No.	Price Each	
	H	W	D			Each	2-4
E19FWM12U20	23	20	20	12	74C6469	153.02	
E19FWM20U20	37	20	20	20	74C6470	165.66	
E19FWM25U20	45.75	20	20	25	74C6471	176.33	
E19FWM32U20	58	20	20	32	74C6472	195.46	

SWING-OUT RACKS

Mfg. Part No.	Dimensions (in.) H x W x D			Rack U Height	Stock No.	Price Each	
	H	W	D			Each	2-4
E19SWM12U20	25.50	20.75	20	12	74C6481	265.07	
E19SWM20U20	39.50	20.75	20	20	74C6482	314.79	
E19SWM25U20	48.25	20.75	20	25	74C6483	356.12	
E19SWM32U20	60.50	20.75	20	32	74C6484	434.12	

RACK MOUNT POWER DISTRIBUTION UNITS

Power distribution units (PDUs) provide power to equipment mounted in cabinets or on open frame racks. 6 ft power cord cable length. 120 VAC supply voltage. "M" suffix indicates PDU comes with an amp meter. "S" suffix indicates PDU offers 2000 J surge protection. "T" suffix indicates twist-lock plug.

➔ CONTINUED ➔

ACCESS PLUS II® WALL-MOUNT DATACOM CABINETS, RACKS & ACCESSORIES (CONT.)

Mfg. Part No.	Load Current (A)	No. of Outlets	Outlet Style	Stock No.	Price Each
DP1N190615	15	6	NEMA 5-15R	27M2315	87.48
DP1N191015S	15	10	NEMA 5-15R	27M2316	145.14
DP1N191415	15	14	NEMA 5-15R	27M2320	120.14
DP1N191415M	15	14	NEMA 5-15R	27M2321	312.59
DP1N191020	20	10	NEMA 5-20R	27M2317	130.10
DP1N191020S	20	10	NEMA 5-20R	27M2318	162.57
DP1N191020ST	20	10	NEMA 5-20R	27M2319	175.23
DP1N191420	20	14	NEMA 5-20R	27M2322	150.11
DP1N191420T	20	14	NEMA 5-20R	27M2323	167.65
DP1N190430X	30	8	NEMA 5-15R / L5-30R	27M2314	312.59

COOLING FANS

Designed for use in enclosures where space is limited, these 117 mm diameter, ball-bearing style axial fans are powered by 115 VAC, 50/60 Hz single-phase motors with a 6 ft power cord with polarized plug for power connections. These fans are ideal for applications where compact and quiet service is desired.

Mfg. Part No.	Maximum Airflow (cfm)	Power (W)	Operating Current (mA)	Dimensions (mm)			Stock No.	Price Each
				H	W	D		
A4AXFNGQ	49	5	80	119	119	38.6	88H5874	105.09
AAAXFNGP	100	15	210	119	119	38.6	85C2613	105.09

ACCESSORIES

Mfg. Part No.	Description	Stock No.	Price Each
AS1032	Combo Head Screws, 10-32 x 5/8", Pkg. of 20	51M8649	18.64
AS1032250	Combo Head Screws, 10-32 x 5/8", Pkg. of 250	70M8757	134.68
P4SP00L	ABS Cable Spool, 4", Pkg. of 10	17J1669	92.45
PSP00L	ABS Cable Spool, 1.6", Pkg. of 10	74C6617	80.63
A19PSMB	Rack Mount PDU Bracket, Pkg. of 2	74C6328	16.81
DBPRA4U	Patch Panel Rack Angle, 45°, Pkg. of 2	16J2181	75.32
AFLTR4LD	Fan Filter and Finger Guard Kit	16J0988	26.80
CPMK24	2 Mounting Channels, 2 Straps, Mounting Hardware	70M8758	264.98
ECW12B	Cable Wrap, 12", Black	74C6432	29.89
ECW8B	Cable Wrap, 8", Black	74C6436	20.93
ESH1917	Single-Sided Steel Shelf, 17" Deep	70M8759	85.63
ESH198	Single-Sided Steel Shelf, 8" Deep	70M8760	61.17

(105211)

NET SERIES COMMUNICATION & SERVER CABINETS

Just Added

PROTECTING YOUR ADVANTAGE



A PENTAIR COMPANY



- Welded multi-formed steel frame
- Communication cabinet has fully perforated front and louvered rear doors for equipment ventilation
- Server cabinet has fully perforated front and split rear perforated doors for easy access to servers
- Includes two sets of adjustable L-shaped rack angles
- Doors have key-locking handles
- Removable side panels with 1/4 turn key-locking latch are inset for flush appearance
- Two cable entry ports with caps and grommets on cabinet top
- Fan-ready top with integral finger guard
- Caster- and leveler-ready open base design
- Phosphatized steel coated with RAL 9005 black textured, low-gloss polyester powder paint

Mfg. Part No.	Cabinet Type	Dimensions (in.) H x W x D	Rack U Height	Stock No.	Price Each	
					Each	2-4
NC2178	Communication	84 x 27.56 x 33.99	43	27M2646	1948.32	1783.34
NS2169	Server	84 x 23.62 x 37.93	43	27M2695	2419.76	2214.87

(142324)

OPEN FRAME RACKS

Just Added

PROTECTING YOUR ADVANTAGE



A PENTAIR COMPANY



4-Post

- Side rails are tapped on both sides with 12-24UNC threads for quick installation
- EIA Universal (3/8" - 3/8" - 1/2") vertical mounting hole pattern
- 4-post racks can be ganged with 2-post or other 4-post racks
- Assembly hardware (including twenty 12-24 mounting screws) is furnished
- Finished in a RAL 9005 black polyester powder paint

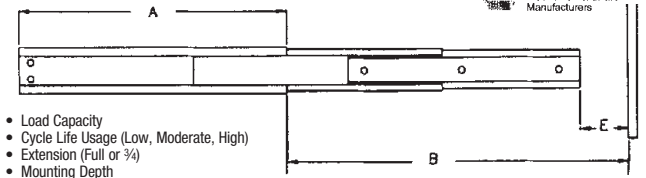
➔ CONTINUED ➔

OPEN FRAME RACKS (CONT.)

Mfg. Part No.	No. of Posts	Dim. (in.) H x W	Rack U Height	Material	Mounting Hole	Stock No.	Price Each
EDR19FM45U	2	84 x 20.25	45	Aluminum	Tapped	59P3356	223.53
E4DR19FM45U	4	84 x 20.25	45	Aluminum	Tapped	74C6486	906.42
E4DRS19FM45U	4	84 x 20.25	45	Steel	Square	20H6447	713.30

(142323)

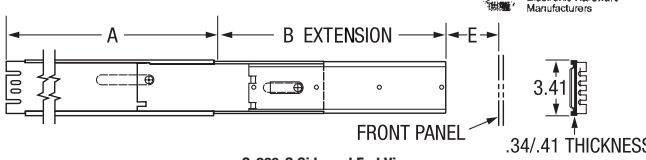
CONSIDERATIONS WHEN ORDERING SOLID BEARING SLIDES



- Load Capacity
- Cycle Life Usage (Low, Moderate, High)
- Extension (Full or 3/4)
- Mounting Depth
- Environment (Harsh or Controlled)
- Dimension A is the slide length in closed position, B is the length of extension from the front of the cabinet, E is the minimum required setback from front of cabinet
- Overall extended length of slide is A + B - E
- Standard 19" cabinets have 17.75"W opening, pair of 0.38" slides and 17"W chassis will fit 17.75" cabinet opening

(7072)

C-230 SERIES SOLID BEARING SLIDES



C-230-S Side and End View

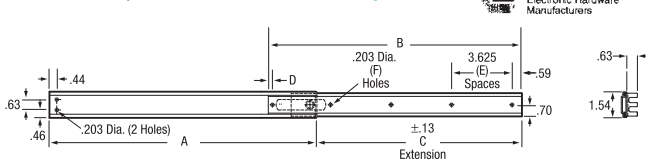
Made of cold rolled steel, these 3-section, fully extendable slides fit standard rack or enclosure and provide high resistance to shock and vibration. They are well-suited for mobile applications. A quick disconnect stop latch permits instantaneous removal of the chassis. Slides are coated with Poxylube® dry film lubricant for smooth sliding action. To select overall slide length, determine cabinet mounting depth; see How-to-Order information on this page. Sold in sets of 2. Up-and-down pivoting slides are also available; go online or call.

C-230 STANDARD NONPIVOT SLIDES

Mfg. Part No.	Slide Length A (in.)	Extension B Min./Max. (in.)	Setback E Min./Max. (in.)	Load Cap. (lbs)	Stock No.	Price per Pkg.	
						1-4	5-9
C-230-S-114-AR	14	18/18	0.38/0.38	140	96H7048	146.47	122.63
C-230-S-116	16	16/18	0.38/0.38	140	50B3563	123.69	103.55
C-230-S-118	18	22/22	4.38/4.38	135	51F4050	121.63	102.74
C-230-S-120	20	20/22	0.50/2.50	130	51F4051	120.78	101.12
C-230-S-122	22	26/26	4.50/4.50	130	51F4052	134.67	113.75
C-230-S-124	24	24/26	4.50/6.50	125	51F4053	126.26	106.65

(7073)

C-874 SERIES TWO-SECTION SPACE-SAVING SLIDE, NON-PIVOTING



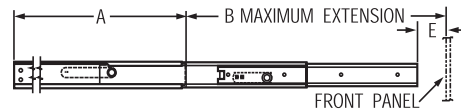
Ideal for commercial/military applications. Completely interchangeable and a minimum of deflection when slides are in the extended position. Poxylube® dry film lubricant for smooth sliding action. Designed to lock in an extended position and automatic release is available if lock-out is not desirable. Sold in sets of 2.

Mfg. Part No.	Dimensions				Spaces	Holes	Load Cap.	Stock No.	Price per Pkg.	
	A	B	C	D					1-4	5-9
C-874-20	20"	19.25"	15.0"	0.25"	3	5	85 lbs	97F3100	66.39	63.27
C-874-22	22"	21.25"	16.5"	0.25"	4	6	85 lbs	86H2629	51.88	49.44
C-874-24	24"	23.25"	18.0"	0.25"	4	6	85 lbs	97F3101	51.81	49.38
C-874-26	26"	25.25"	19.5"	0.25"	4	6	80 lbs	64J9843	106.26	101.27
C-874-28	28"	27.25"	21.0"	0.25"	5	7	80 lbs	93B5372	87.94	83.81

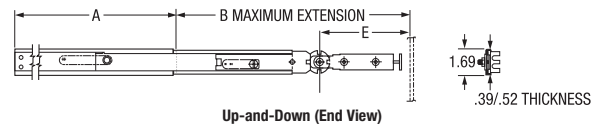
(77844)

SOLID BEARING SLIDES

Just Added



Standard (End View)



Up-and-Down (End View)

Standard slides are ideal for commercial/military applications. It offers complete interchangeability and a minimum of deflection when slides are in the extended position. All slides are supplied with a quick disconnect feature which permits the entire chassis to be removed easily and replaced. A coating of Poxylube® dry film lubricant provides smooth sliding action. Up-and-down slides pivot up or down and lock in position with positive detent action. Order [B-308 bracket kit](#) on page 2339 to mount in cabinets deeper than slide length. To select overall length of slide, determine cabinet mounting depth. Sold in sets of 2. Mounting brackets included with slides. Optional mounting brackets available below.

STANDARD NONPIVOT SLIDES

Mfg. Part No.	Slide Length A (in.)	Extension B Min./Max. (in.)	Setback E Min./Max. (in.)	Slide Mount	Load Cap. (lbs.)	Stock No.	Price per Pkg.
C-300-S-110	10	11	0.13	Cabinet	95	93B6939	78.59
C-300-S-112	12	11/13	0.13/2.13	Cabinet	95	93B6944	78.59
C-300-S-114	14	15	0.13	Cabinet	90	93B6945	79.87
C-300-S-214	14	15	0.13	Strap	90	01C7423	95.36
C-300-S-116	16	15/17	0.13/2.13	Cabinet	90	93B6948	77.36
C-300-S-118	18	15/19	0.13/4.13	Cabinet	90	93B6950	85.45
C-300-S-2-18	18	15/19	0.13/4.13	Strap	90	73C4688	112.32
C-300-S-120	20	21	0.13	Cabinet	85	93B6953	81.78
C-300-S-420	20	21	0.13	Closed Slot	85	94C0180	104.11
C-300-S-122	22	21/23	0.13/2.13	Cabinet	85	93B6956	93.30
C300-S-122-RHLH	22	21/23	0.13/2.13	Cabinet	85	28K2478	87.92
C-300-S-422	22	21/23	0.13/2.13	Closed Slot	85	03H2860	104.11
C-300-S-124	24	21/25	0.13/4.13	Cabinet	85	93B6957	73.58
C-300-S-424	24	21/25	0.13/4.13	Closed Slot	85	91B0641	104.11
C-300-S-126	26	27	0.13	Cabinet	80	93B6959	103.33
C-300-S-128	28	27/29	0.13/2.13	Cabinet	80	93B6962	103.33
C-300-S-130	30	27/31	0.13/4.13	Cabinet	80	97F7353	103.33

UP-AND-DOWN PIVOT SLIDES (3-POSITION LOCK)

C-300-D-120	20	21.75	6	Cabinet	85	93B6970	184.14
C-300-D-122	22	21.75/23.75	6/8	Cabinet	85	93B6987	154.16

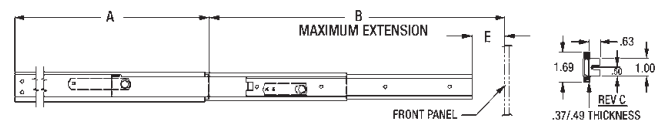
ADDITIONAL MOUNTING BRACKETS

Mfg. Part No.	Width (in.)	Height (in.)	Stock No.	Price Each		
				1-4	5-9	10+
B-217-2	2	1.38	97F3011	8.53	7.27	6.01
B-217-2.5	2.5	1.38	97F3012	8.27	7.10	6.01
B-217-3.5	3.5	1.38	91B3812	11.09	9.59	7.73
B-217-4	4	1.38	08H0933	11.09	9.59	7.73

(7074)

CENTER MOUNT NON-PIVOTING SLIDES

Just Added



C-300-S Side and End View

REV C solid bearing slides are used for mounting 1U equipment within a 1.75 space. Slides are designed to lock in extended position, and quick-disconnect. Constructed of cold rolled steel. Includes rear mounting brackets and hardware. Order [mfg. part no. B309 extension bracket kit](#) on page 2339 to mount in cabinets up to 6" deeper than slide length. Sold in sets of 2.

Mfg. Part No.	Slide Length A (in.)	Extension B Min./Max. (in.)	Setback E Min./Max. (in.)	Slide Mount	Stock No.	Price per Pkg.
C-300-S-118-RC	18	15/19	0.13/4.13	Cabinet	97F3077	86.97
C-300-S-120-RC	20	21	0.13	Cabinet	97F3078	94.98
C-300-S-420-RC-3S	20	21	0.13	Closed Slot	96B6670	78.66
C-300-S-122-RC	22	21/23	0.13/2.13	Cabinet	97F3079	94.98
C-300-S-422-RC-3S	22	21/23	0.13/2.13	Closed Slot	50B3570	74.03
C-300-S-124-RC	24	21/25	0.13/4.13	Cabinet	97F3080	91.93
C-300S-124-RC-3S	24	21/25	0.13/4.13	Cabinet	16J0592	155.02
C-300-S-424-RC-3S	24	21/25	0.13/4.13	Closed Slot	99B2653	62.47

» CONTINUED »

CABINETS & RACKS

CENTER MOUNT NON-PIVOTING SLIDES (CONT.)

Mfg. Part No.	Slide Length A (in.)	Extension B Min./Max. (in.)	Setback E Min./Max. (in.)	Slide Mount	Stock No.	Price per Pkg.
● C-300-S-126-RC	26	27	0.13	Cabinet	71C9710	128.95
● C-300-S-128-RC	28	27/29	0.13/2.13	Cabinet	05C0727	87.14

(68991)

SOLID BEARING SLIDES

Just Added



Ideal for mounting 1U equipment within a 1.75" space. Constructed of cold rolled steel. Slide height is 1.54". Maximum thickness of 0.37". Designed to lock-out in extended position.

Mfg. Part No.	Dimensions (in.)		Load Capacity (lbs.)	Stock No.	Price Each			
	Slide Length	Extension			1-4	5-9	10-24	25+
● C-649-18	18.00	13.50	90	97F3093	52.28	41.82	37.64	33.46

(142195)

SOLID BEARING SLIDES

Just Added

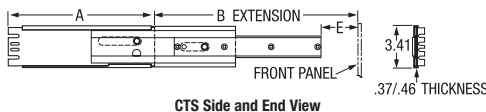


2-slot style slides are ideal for mounting 1U equipment within a 1.75" space. Chassis section has a maximum thickness of 0.2". Designed to lock-out in extended position. Optional mounting brackets are available on page 2337.

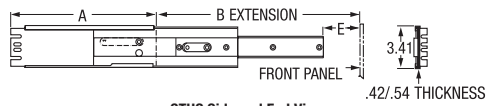
Mfg. Part No.	Dimensions (in.)		Load Capacity (lbs.)	Stock No.	Price Each			
	Slide Length	Extension Min/Max			1-4	5-9	10-24	25+
● C-3700-18	18.00	10.72/11.95	75	99F4107	76.90	61.52	55.37	49.22
● C-3700-24	24.00	14.72/15.95	70	94B5793	67.08	53.66	48.30	42.93

(142194)

NONPIVOT SLIDES



CTS Side and End View



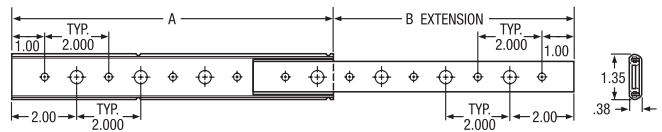
CTHS Side and End View

Full-extension slides fit any standard rack or enclosure. Automatic lockout and pushbutton lock release for easy chassis removal. Contains 1 pair of slides and all mounting hardware. Order B-307-1 or 2 bracket kit separately on page 2339, to mount CTS and CTRS series in cabinets deeper than the slide length. Order B-810-1 bracket kit separately on page 2339, to mount CTHS and CTHRS series in cabinets deeper than slide length. CTRS series slides are identical to CTS series slides but with stainless steel ball-bearing rollers. To select overall length of slide, determine cabinet mounting depth. See How-to-Order information on page 2337. Sold in pairs of 2.

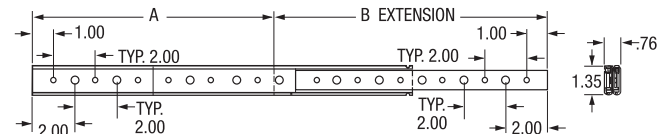
Mfg. Part No.	Slide Length A	Extension B Min./Max.	Setback E Min./Max.	Load Capacity (lbs.)	Stock No.	Price per Pkg.	
						1-4	5-9
● CTS-116	16"	15.75/19.63"	3.88	175	51F4077	165.98	146.34
● CTS-118	18"	21.63/23.63"	2.00	175	51F4078	152.88	134.79
● CTS-120	20"	23.63/27.63"	4.00	175	51F4079	163.13	147.40
● CTS-124	24"	28.53/34.63"	1.63/8.00	175	51F4081	158.20	142.95
● CTRS-120	20"	23.63/27.63"	4.00	175	51F4082	216.51	189.33
● CTRS-122	22"	25.63/31.63"	0.63/6.00	175	51F4083	216.51	189.33
● CTRS-124	24"	28.63/34.63"	1.63/8.00	175	51F4084	216.51	189.33
● CTHS-122	22"	23.63/29.63"	6.00	275	97F3062	215.55	190.05
● CTHS-124	24"	24.25/31.63"	0.63/8.00	275	97F3063	215.55	190.05
● CTHRS-122	22"	23.63/29.63"	6.00	275	16F1909	277.87	242.38
● CTHRS-124	24"	24.25/31.63"	0.63/8.00	275	16F1910	297.82	262.58

(7075)

CHASSIS TRAK® BALL BEARING SLIDES



LBS-11 Side and End View



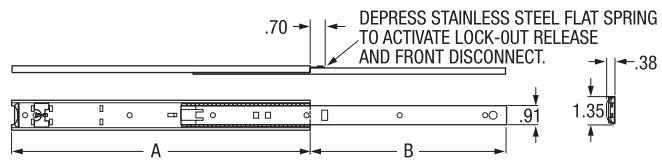
LBS-12 Side and End View

Slides provide ultra-smooth ease of operation and long-life cycle. Constructed from 14-gauge CRS and designed for horizontal extension. Includes hardware for mounting flat or on cabinet wall. Sold in pkg. of 2. For cabinet mounting, order extension brackets separately on page 2339.

Mfg. Part No.	Dimensions (in.)*		Load Cap. (lbs.)	Stock No.	Price per Pkg.		
	A	B			1-4	5-9	10+
● LBS-11-22	22	16	85	51F4088	48.34	42.33	39.76
● LBS-12-16	16	17	160	51F4089	71.46	62.58	58.77
● LBS-12-20	20	21	145	51F4091	83.25	72.91	68.48

*A = Stationary Section, B = Extension (7077)

CHASSIS TRAK® BALL BEARING SLIDES

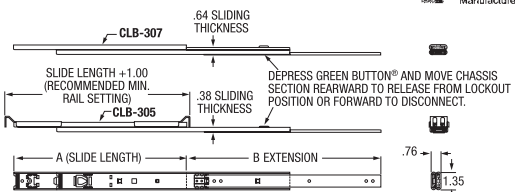


Ball bearing slides provide quiet travel, quick-disconnect chassis removal and replacement, lockout for safe operation, and cushioned stop. Ideal for light to medium electronics applications. Sold in pkg. of 2. For cabinet mounting, order extension brackets separately on page 2339.

Mfg. Part No.	Dimensions		Load Capacity (lbs.)	Stock No.	Price per Pkg.		
	Slide Length "A" (in.)	Extension "B" (in.)			1-4	5-9	10+
● CLB-203-16	16	12	120	51F4094	53.93	46.43	43.29
● CLB-203-18	18	13	110	51F4095	67.71	58.30	54.35
● CLB-203-20	20	15	95	51F4096	65.72	56.59	52.76
● CLB-203-22	22	16	85	51F4097	66.16	57.58	54.26
● CLB-203-24	24	17	80	51F4098	72.30	62.25	58.04

(7078)

GREEN BUTTON® BALL-BEARING SLIDES



CLB-305 Side and End View

Green Button® ball-bearing slides contain 1 pair of interchangeable slides. Button allows chassis to lock in position or disconnect. CLB-305 includes CM7 brackets for mounting. CLB-203 requires CM extension brackets for cabinet mounting; order separately on page 2339. Sold in pkg. of 2.

Mfg. Part No.	Dimensions (in.)			Load Cap. (lbs.)	Stock No.	Price per Pkg.	
	Slide Length "A"	Extension "B"	Thickness			1-4	5-9
● CLB-203-14	14	11	0.38	130	29C3321	69.58	59.91
● CLB-305-18-CM7	18	19	0.76	120	52F7361	125.44	109.11
● CLB-305-20-CM7	20	21	0.76	110	52F7362	125.44	109.11
● CLB-305-24-CM7	24	25	0.76	95	93B7003	138.28	120.28

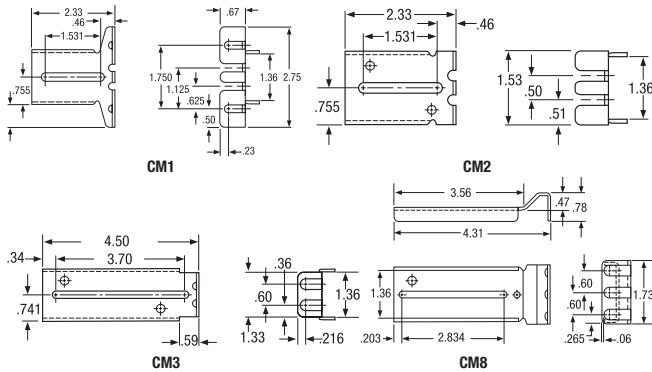
(7220)

Designing a signal acquisition system? See our huge selection of analog & mixed signal semiconductors in this catalog and online.

(148858)

EXTENSION BRACKETS FOR BALL BEARING SLIDES

Just Added



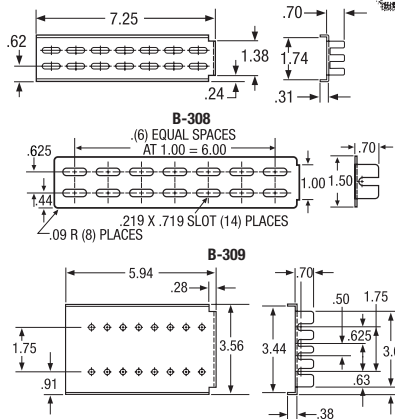
Extension brackets provide mounting flexibility and maximum slide extension. Contains brackets, bar nuts, and screws for mounting 1 pair of slides to a cabinet. **Sold in packages of 4.**

Mfg. Part No.	For Slide Types			Stock No.	Price per Pkg.	
	LBS-11, LBS-12, CLB-315	CLB-203, CLB-307	CLB-305		1-4	5-9
● CM1	1.00" Ext.	1.36" Ext.	...	83F6530	15.08	
● CM2	1.00" Ext.	1.36" Ext.	...	97F3042	15.55	
● CM3	3.16" Ext.	3.53" Ext.	...	16F1893	15.05	
● CM4	6.16" Ext.	6.53" Ext.	...	61H8997	17.05	
● CM5	1.00" Ext.	1.36" Ext.	...	26H1967	16.54	
● CM8	1.77" Ext.	16F1895	15.08	

(7221)

EXTENSION BRACKET KITS

Just Added



7.25" (184.2) bracket allows 6" (152.4) of slide adjustment. **Sold in pkg. of 2.**

Mfg. Part No.	Description	Stock No.	Price per Pkg.	
			1-4	5-9
● B-308	Extension Bracket Kit for C-300 Slides	51F4073	17.27	14.89
● B-309	Extension Bracket Kit for C-300 Rev C Slides	97F3016	18.54	15.99
● B-793	Closed Slot Extension Bracket Kit for C-300 Slides	88F1608	19.20	16.56

1.38" high bracket allows for 2" extension. **Sold in pkg. of 2.**

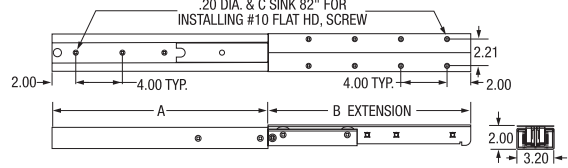
For mounting in cabinets deeper than slide length. **Sold in pkg. of 2.**

● B-161-2	Extension Bracket Kit for C-300, C-874, C-3700 Slides	17C7418	8.93	7.70
● B-131-2	1.06" Extension for C-230 and CT Slides	92B0873	10.66	9.20
● B-307-1	4" Extension for C-230, CTS and CTRS Slides	51F4057	19.82	17.09
● B-307-2	8" Extension for C-230, CTS and CTRS Slides	51F4058	18.54	15.99
● B-810-1	4" Extension for CTHS and CTHRS Slides	16F1911	19.82	17.09
● B-810-2	4" Extension for CTHS and CTHRS Slides	16F1912	16.44	14.86

(72165)

ROLLER BEARING BOTTOM MOUNT SLIDES

Just Added



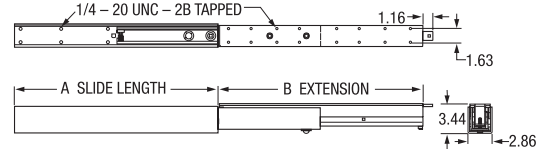
C-938 Side and End View

Slide members of 12-gauge CRS, zinc-plated and clear chromate sealed. Listed load capacity has 100% static load safety factor at full extension. Not designed for operation with loads exceeding listed values. Dimensions: A: length and B: extension. Rollers lubricated with -65°F to +350°F grease. L.I.L.O indicates lock-in/lock-out feature. **Sold individually.** Other sizes available; go online or call.

Mfg. Part No.	Dimensions (in.)		Load Cap. (lbs.)	Stock No.	Price Each		
	A	B			1-4	5-9	10+
● C-938-20	20	20.06	220	95F1037	215.37	187.28	151.90
● C-938-20-LI-LO	20	20.06	220	08C4788	225.36	202.83	180.29
● C-938-22	22	22.06	200	95F1038	215.37	187.28	151.90
● C-938-30	30	30.06	140	95F1042	232.22	201.93	163.79
● C-938-34-LI-LO	34	34.06	125	01C7937	302.06	271.86	241.65

(7081)

HEAVY-DUTY BOTTOM MOUNT SLIDES



D-1054 Side and End View

Slide members are made of 10-gauge CRS and finished with Poxylube® dry film lubricant for smooth sliding action. Locks at the fully closed position and at the fully extended position. Dimensions: A: length and B: extension. Operates on solid rollers for vertical alignment and horizontal thrust. Other sizes available; go online or call. **Sold individually.**

Mfg. Part No.	Dimensions		Load Cap. (lbs.)	Stock No.	Price Each		
	A	B			1-4	5-9	10+
● D-1054-18	18"	18"	1270	95F1027	534.65	490.56	454.73
● D-1054-20	20"	20"	1140	95F1028	578.24	530.55	491.80
● D-1054-24	24"	24"	950	95F1030	659.97	605.54	561.32

(7084)

RETRACTABLE STORAGE DRAWERS



16-gauge C.R.S. constructed storage drawers are designed for rack mount applications. Front panel is 12-gauge, cold rolled steel constructed. Includes C-300-S-120 slide assembly and B-308 extension brackets. Load capacity: 85 lbs. Finish: black semigloss.



Mfg. Part No.	Dimensions (in.)				Stock No.	Price Each	
	Panel Width	Panel Height	Shelf Width	Shelf Height		1-4	5-9
● D-4100-3	19.0	3.47	17.0	3.00	97F3105	186.66	176.60
● D-4100-5	19.0	5.22	17.0	4.75	97F3106	191.87	181.53
● D-4100-7	19.0	6.97	17.0	6.50	16F1892	197.03	186.41

(7213)

19" WIDTH PANEL SLIDING SHELVES



- Load capacity: 60 lbs.
- Semi-gloss black finish
- Mounting hardware included



Mfg. Part No. D-4454 mounts in a 19" rack mount cabinet and is ideal to set non-rackmountable equipment on.

Mfg. Part No.	Dimensions (in.)			Stock No.	Price Each	
	Mounting Center Width	Shelf Width	Shelf and Mounting Depth		1-4	5-9
● D-4454-19X20	18.31	17	20	48F5260	132.36	112.69
● D-4454-19X24	18.31	17	24	48F5262	132.08	112.45

(78115)

CABINETS & RACKS

RETRACTABLE WRITING SHELVES




Retractable writing surface with black powder coat finish. 19" rack mount panel width. 17" drawer width. 12-gauge front panel with formed push-pull handle. Electrical bushing in the rear to accommodate electrical cord. Load capacity: 85 lbs. Slide assemblies with rear mounting brackets and assembly hardware are as follows: **D-4080-1** uses **C-300-S-420-RC-3S** slide assembly and **B-389** rear bracket; **D-4080-3** uses **C-300-S-120** slide assembly and **B-308** rear bracket, order separately, go online or call.




Mfg. Part No.	Dimensions (in.)		Stock No.	Price Each		
	Panel Height	Drawer Height		1-4	5-9	10+
● D-4080-1	1.72	1.42	85K9403	171.40	163.43	157.45
● D-4080-3	3.47	3.17	85K9404	195.88	186.77	179.93

(7086)

SLIDING SHELVES



C-7100



C-71307

The **C-7100** series sliding platform/shelf is ideal for rack-mounting test equipment, consoles, and display monitors. 14-gauge CRS with zinc/bright chromate finish. Includes all mounting hardware. The **C-71307** series perforated shelf aids airflow, keeping equipment cooler. Green Button® slides feature quick-disconnect to eliminate pinched fingers and clothing while accessing equipment. 19" rack mount width. Load capacity: 100 lbs.

SLIDING SHELVES

Mfg. Part No.	Dimensions (in.)		Stock No.	Price Each	
	Slide Length	Extension		1-4	5-9
● C-7100-22-CM1	22	23	51F4099	148.39	140.48
● C-7100-24-CM1	24	25	51F4100	166.16	157.32

PERFORATED SLIDING SHELVES

● C-71307-20-CM5	20	21	52F5540	210.50	198.95
● C-71307-22-CM5	22	23	52F5541	210.50	198.95
● C-71307-24-CM5	24	25	52F5542	230.65	218.00
● C-71307-30-CM5	30	31	52F5545	246.30	232.78

(7085)


CABLE CARRIERS AND RETRACTORS



C-4555



D-329



C-990



C-4017


Keep cables neat and orderly. Carriers, retractors, and roller guides help prevent damage such as pinched, tangled, cut, or bent cables.

Mfg. part no. C-4555 ribbon carrier extends up to 29". 16-gauge steel construction, bright zinc-plated finish. **Mfg. part no. C990** cable carrier offers three mounting points for heavier cables and features quick-disconnect for easy installation. 14-gauge steel construction. Extends up to 30". Bright zinc-plated finish. **Mfg. part no. D-329** cable carrier features heavy roll form steel construction. Bright zinc-plated finish. Two-point mount extends to 30". **Mfg. part no. C-4017** cable roller guide is for use with other carriers and guides.


Mfg. Part No.	Description	Stock No.	Price Each	
			1-4	5-9
● C-4555	Two-Point Mount Ribbon Carrier	51F4104	53.85	47.36
● D-329	Two-Point Mount Cable Carrier	51F4102	52.32	45.34
● C-990	Three-Point Mount Cable Carrier	51F4103	61.51	54.10
● C-4017	Cable Roller Guide	51F4105	24.66	21.38

(7083)

FIXED SHELVES



D-6064



D-4451

The **D-6064** and **D-4451** series are made of 14-gauge steel construction in a black semi-gloss finish. The **D-6064** series fixed shelf provides a sturdy surface for equipment. Mounting hardware included. Shelf width is 17.88". 50-lbs. load capacity. The **D-4451** series adjustable fixed shelf is ideal for installing equipment that cannot be rack mounted. Adjusts to multiple mounting depths from 19" - 32". Perforated for additional cooling. 75-lbs. load capacity. Fits 19" panel width.

FIXED SHELVES


Mfg. Part No.	Dimensions (in.)				Stock No.	Price Each	
	External Width	Fixing Centers	External Depth	Shelf Depth		1-4	5-9
● D-6064-19X22	19.06	18.31	21.94	20.81	93B2667	71.33	68.17
● D-6064-19X24	19.06	18.31	23.94	22.81	16F1891	80.19	76.64

ADJUSTABLE FIXED SHELVES

● D-4451	19.06	18.31	21-33	19-32	01F690	115.66	110.49
----------	-------	-------	-------	-------	------------------------	--------	--------

(7212)

ALL-IN-ONE SHELVES

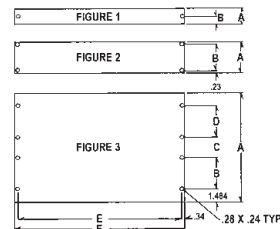


Mount equipment on the inside or outside of standard 19" enclosures and racks. Rugged 14-gauge steel construction. Perforated to help keep equipment cool. Black semigloss finish.

Mfg. Part No.	Height*	Load Cap. (lbs.)	Stock No.	Price Each	
				1-4	5-9
● D-4455	1U	20	01F691	55.51	53.21
● D-4456	2U	30	01F692	56.42	54.08

*1U = 1.75" (17447)

ALUMINUM BLANK PANELS



Use attractive 1/8" aluminum blank panels to cover awkward spaces between equipment. Etched and applied with a clear chromate conversion coating. For use with 19" enclosure cabinets and racks. E dimension is 18.31" and F dimension is 19".

Mfg. Part No.	Dimensions (in.)				Stock No.	Price Each	
	A	B	C	D		1-4	5-9
● D-4021-1	1.72	0.86	97F3103	17.96	15.78
● D-4021-3	3.47	3.00	48F1709	21.73	19.10
● D-4021-7	6.97	4.00	97F3104	29.22	25.68
● D-4021-8	8.72	5.75	48F1711	32.98	28.98
● D-4021-10	10.47	2.25	3.00	2.25	48F1712	36.73	32.27

(34482)

10

element14

Research, Refine, Design Seamlessly

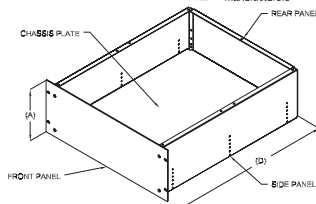
Experience the definitive technical portal/community for electronic design engineers at www.element-14.com

(148859)

UTILITY CHASSIS KITS



Kits come unassembled and include a front panel (0.125" thick), 2 side panels (0.06" thick), chassis plate (0.09" thick), rear panel (0.09" thick), and assembly hardware. Material: Aluminum with clear chromate finish. 19" front panel width. 17" chassis width. Other sizes are available, go online or call.



Mfg. Part No.	Panel Height "A" (in.)	Chassis Depth "D" (in.)	Stock No.	Price Each		
				1-4	5-9	10+
● CHA-1X8	1.72	8.5	01C7003	124.45	117.66	112.38
● CHA-3X8	3.47	8.72	91B8076	96.50	91.23	87.14
● CHA-3X17	3.47	17	98B3001	130.12	123.03	117.51
● CHA-5X12	5.22	12.97	97F3036	136.38	128.94	123.15
● CHA-5X17	5.22	17	90B4488	158.02	149.41	142.70
● CHA-5X21	5.22	21.25	97F3037	147.84	139.78	133.51
● CHA-7X12	6.97	12.75	50B9916	119.12	112.62	107.57
● CHA-7X21	6.97	21.47	90B0980	156.84	148.28	141.63

(77845)

1.75" UTILITY CHASSIS ACCESSORIES

Just Added



Constructed of aluminum with a clear chromate conversion coating. Utility chassis available on this page.

CHASSIS PLATE

Mfg. Part No.	Dimensions (in.) H x W	Thickness (in.)	Stock No.	Price Each			
				1-4	5-9	10-24	25+
● SPA-12	12.61 x 16.86	0.09	97F3141	65.53	52.42	47.18	41.94
● SPA-17	16.86 x 16.86	0.09	97F3142	91.95	73.56	66.21	58.85
● SPA-21	21.11 x 16.86	0.09	97F3143	86.93	69.54	62.59	55.64

REAR SUPPORT PANEL

● RPA-3	3 x 16.75	0.09	97F3137	24.75	19.80	17.82	15.84
● RPA-7	6.5 x 16.75	0.09	97F3139	20.38	16.30	14.67	13.04

VENTILATED COVER

● PCA-8	16.94 x 8.44	0.06	91B8077	43.93	35.14	31.63	28.12
● PCA-12	16.94 x 12.69	0.06	97F3132	59.38	47.50	42.75	38.00
● PCA-17	16.94 x 16.94	0.06	97F3133	73.28	58.62	52.76	46.90
● PCA-21	16.94 x 21.19	0.06	97F3135	89.23	71.38	64.25	57.11

SOLID COVER

● PCA-17-S	16.94 x 16.94	0.06	92B0997	92.28	73.82	66.44	59.06
------------	---------------	------	---------	-------	-------	-------	-------

(142196)

CARD GUIDES



Newark carries a wide variety of PC boards. See them on page 367.

Mfg. Part No.	Fig.	Material	Dim. (mm) H x W x D	PC Board Thickness (mm)	Panel Thickness (mm)	Stock No.	Price Each	
							1-249	250-499
● SPC23703	1	Nylon	4.8 x 6.4 x 76.2	1.6	1.6	01N3721	0.41	0.31
● SPC23707	1	Nylon	4.8 x 6.4 x 101.6	1.6	1.6	01N3725	0.56	0.42
● SPC23708	1	Nylon	4.8 x 6.4 x 152.4	1.6	1.6	01N3726	0.69	0.52

➔ CONTINUED ➔

CARD GUIDES (CONT.)

Mfg. Part No.	Fig.	Material	Dim. (mm) H x W x D	PC Board Thickness (mm)	Panel Thickness (mm)	Stock No.	Price Each	
							1-249	250-499
● SPC23711	1	Nylon	4.8 x 6.4 x 215.9	1.6	1.6	01N3729	0.80	0.60
● SPC23704	2	Nylon	4.45 x 6.1 x 76.2	1.6	1.6	01N3722	0.44	0.33
● SPC23705	2	Nylon	4.45 x 6.1 x 101.6	1.6	1.6	01N3723	0.47	0.35
● SPC23706	2	Nylon	4.45 x 6.1 x 127	1.6	1.6	01N3724	0.56	0.42
● SPC23713	3	Nylon	6.4 x 6.4 x 63.5	2.0	1.2-2.3	01N3731	0.88	0.68
● SPC23709	3	Nylon	6.4 x 114.3 x 6.4	2.0	1.2-2.3	01N3727	1.18	0.92
● SPC23714	3	Nylon	6.4 x 6.4 x 152.4	2.6	1.2-2.3	01N3732	1.09	0.85
● SPC23716	3	Nylon	6.4 x 6.4 x 152.4	3.4	1.2-2.3	01N3734	1.09	0.85
● SPC23715	3	Nylon	6.4 x 6.4 x 203.2	2.6	1.2-2.3	01N3733	1.16	0.90
● SPC23710	4	Nylon	3.2 x 7.9 x 63.5	1.9	1.2-2.3	01N3728	0.79	0.59
● SPC23717	4	Nylon	3.2 x 7.9 x 127	1.9	1.2-2.3	01N3735	0.83	0.63
● SPC23718	4	Nylon	8 x 164.1 x 7.9	1.9	1.2-2.3	01N3736	0.92	0.69
● SPC23719	4	Nylon	8 x 177.8 x 7.9	1.9	1.2-2.3	01N3737	0.93	0.72
● SPC23712	5	Polycarbonate	4.6 x 9.9 x 169.7	1.3-2.5	1.5-1.8	01N3730	1.30	1.01

(116497)

EUROCARD (DIN, VME, Sbus) 19" SUBRACKS



- Aluminum construction
- Designed in accordance with DIN 41612 specifications
- Front extrusion holes positioned at 5.08mm increments (1HP)
- 84HP DIN adapter strips allows for direct mounting of DIN connectors
- Designed for a maximum of 21 slots
- CG1 series card guides ordered separately on this page



Assembled subracks or subrack kits can be custom configured to your specifications. Accessories available are DIN connectors, front panels, rack handles and decorative outer enclosures. For standard card depths of 160, 220, 280, 340 or 400mm. Kits are easy to assemble with hardware included. Other card guides, prototyping boards and extender cards sold separately; go online or call.

ASSEMBLED RACKS

Mfg. Part No.	Fits Card Size	Dimensions (in.) H x W x D	Stock No.	Price Each	
				1-4	5-9
● CCA160-6U	6U x 160mm	10.46 x 19 x 9.44	88F2284	239.44	228.92
● CCA220-6U	6U x 220mm	10.46 x 19 x 11.63	77C6189	219.77	210.11

KITTED RACKS

● CCK160-3U	3U x 160mm	5.21 x 19 x 9.44	97F7959	196.91	188.25
● CCK160-6U	6U x 160mm	10.46 x 19 x 9.44	97F7960	213.22	203.85

ACCESSORIES

Mfg. Part No.	Description	Stock No.	Price Each
			1-4
● AS1/2	DIN Adapter Strips, Set of 2 for Mounting DIN Connectors onto Subrack	46F362	31.63
● 5700202	Tapped, M2.5 nut strip insert for Subrack Extrusions.	91B2202	8.72
● 5250236-84	DIN/VME Front Subrack Extrusions, 84HP, 17"	50F4021	18.40
● 5250238-84	DIN/VME Rear Subrack Extrusions, 84HP, 17"	50F4023	18.40
● 5250998-84	Insulation strip for Backplane, 84HP, 17"	90B4383	6.83
● AC160-84-1	Set of Top/Bottom Perforated Covers, 220mm	27C4635	44.61
● AC220-84-1	Set of Top/Bottom Perforated Covers, 160mm	68K1896	43.97
● HA19-3U	Pair of Black Anodized Rack Handles, 3U Rack	68K1898	23.52
● HA19-6U	Pair of Black Anodized Rack Handles, 6U Rack	68K1899	23.52

(7123)

CARD GUIDES FOR EUROCARD SUBRACKS



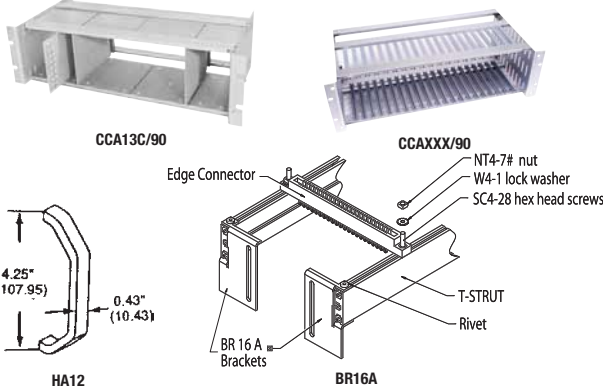
CG1 series card guides are constructed of glass-filled Noryl and available in standard and custom sizes. CG1-280 and longer are plastic ends with metal bridges. Both easily snap-in to EuroCard Subracks (DIN, VME, Sbus).

Mfg. Part No.	Description	Sold in Packs of	Stock No.	Price Each
				1-9
● CG1-160/12	Card Guide for 160mm Subrack	12	92F6693	24.68
● CG1-220/12	Card Guide for 220mm Subrack	12	92F7016	29.50
● CG1-280U/12	Card Guide for 280mm Subrack	1	03C3741	92.20
● CG1-340U/12	340mm, Plastic Ends/Aluminum Bridge	1	05J2113	102.16

(7124)

CABINETS & RACKS

19" VECTORPAK SUBRACKS, EIA RS-310



Designed in accordance with EIA standard RS-310, Vector subracks offer maximum versatility within a 19" rackmount format. All racks are adjustable in both height and depth offering standard product solutions for standard and custom requirements.

All subrack sizes are compatible with Vector prototyping boards on this page and will accommodate other sizes as well. Several card guide types are available: "C" = Continuous guide plate; "M" = Aluminum screw-in guides; "P" = Nylon screw-in; "S" = Nylon snap-in. "F" type does not include guides and must be purchased separately, on this page. Snap-in guides are adjustable horizontally in .250" increments. Screw-in guides have variable horizontal positioning. HD34 T-strut connector mounting kit also available, go online or call.

KITTED CARD RACKS

VectorPak CCK series unassembled racks are flat-packed and include all Vector "T"-Struts, side plates and assembly hardware. "F" type racks are sold as frame only, all others include 21 pairs of snap-in or screw-in card guides.

Mfg. Part No.	Dimensions (in.) H x W x D	Max Card Size H x D (in.)	Stock No.	Price Each	
				1-9	1-9
● CCK13F/90	5.25 x 19 x 9	4.50 x 6.5	51F3496	167.56	
● CCK14F/90	5.25 x 19 x 12	4.50 x 9.6	51F3497	199.92	
● CCK17F/90	8.75 x 19 x 12	8.00 x 11.0	51F3498	205.80	
● CCK13S/90	5.25 x 19 x 9	4.50 x 6.5	83F618	194.04	
● CCK14S/90	5.25 x 19 x 12	4.50 x 9.6	27B9429	225.40	
● CCK15S/90	7.00 x 19 x 12	6.25 x 9.6	29C2029	219.52	

ASSEMBLED CARD RACKS

VectorPak CCA fully assembled racks have card guides installed on 0.75" centers. "F" type racks are sold as frame only; card guides sold separately.

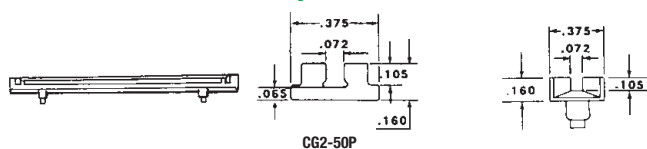
Mfg. Part No.	Dimensions (in.) H x W x D	Max Card Size H x D (in.)	Stock No.	Price Each	
				1-9	1-9
● CCA13S/90	5.25 x 19 x 9	4.50" x 6.5	51F3490	207.63	
● CCA14S/90	5.25 x 19 x 9	4.50" x 9.6	51F3491	246.96	

ACCESSORIES

Mfg. Part No.	Description	Stock No.	Price Each	
			1-9	1-9
● HA12	Pair of Rack Handles for 3U (5.25)	38F1117	14.43	
● TS169	T-Strut Aluminum Mounting Rail, 1" (W) x 16.850" (L)	81F9332	8.92	
● TS169-6/90	T-Strut Aluminum Mounting Rail w/Depressions for Snap-In Guides	92F7653	18.64	
● TS209	T-strut Aluminum mounting rail, 1" (W) x 20.85" (L)	40C2701	9.31	
● TS600	T-Strut Aluminum Mounting Rail, 1" (W) x 30.0" (L) 4 Each 60" (L) in Pack	77B5782	67.60	
● BR16A	Bracket Kit Includes Right/Left Brackets and Hardware	92B3147	12.16	
● BR64A/12	T-Strut Right Angle Joiner	98H5297	24.78	

(7125)

CARD GUIDES FOR EIA VECTORPAK CARD CAGES



- Flame-retardant
- Feature tapered slots for insertion
- Hardware included

Holes for mounting guides to struts are based on center-to-center multiples of 0.75" (19.05). Other options available; go online or call. Order card cages separately on this page. Sold in packages of 12.

Mfg. Part No.	Material	Length (in.)	Centers (in.)	Card Length (in.)	Stock No.	Price per Pkg.	
						1-9	1-9
● CG2-45P	Plastic	2.89	2.25	4.50	98F2366	30.00	
● CG2-45S	Nylon	3.17	2.25	4.50	94F9361	18.20	
● CG2-50P	Plastic	4.36	3.75	5.00	94F9362	32.78	
● CG2-65M	Metal	5.42	4.50	6.50	94F9357	67.86	
● CG2-65P	Plastic	5.42	4.50	6.50	90F2828	28.16	

▶ CONTINUED ▶

CARD GUIDES FOR EIA VECTORPAK CARD CAGES (CONT.)

Mfg. Part No.	Material	Length (in.)	Centers (in.)	Card Length (in.)	Stock No.	Price per Pkg.	
						1-9	1-9
● CG2-65S	Nylon	5.42	4.50	6.50	98F2871	13.30	
● CG2-80S	Nylon	6.93	6.00	8.00	94F9359	23.58	
● CG2-95M	Metal	8.14	7.50	9.50	01H9465	30.34	
● CG2-95P	Plastic	8.14	7.50	9.50	98F2284	29.10	
● CG2-95S	Nylon	8.43	7.50	9.50	94F9360	20.44	
● CG2-135M	Metal	13.19	12.50	13.50	96H0316	47.76	

(7126)

CARD MOUNT RACKS & CARD MOUNT MODULES PER EIA RS-310



- Aluminum racks designed for mfg. part no. CM45A65 card mount module
- 16 pairs of Nylon, snap-in card guides installed at 1" (25.4) increments
- Guide positions variable at 0.25" (6.35) increments
- Card mount panel thickness: 0.063" (1.60)
- Removable front panel



Vector cardmount racks and modules for applications requiring front panel components, increased rigidity or varying card thicknesses. Rack handles included. Easy insertion and removal and secured with 10/32 jack screws. (Included with cardmount modules). Order card mount racks and modules separately.

RACKS AND MODULES FOR 4.5" x 6.5" CARDS

CCMXXS/90

Mfg. Part No.	Description	Stock No.	Price Each	
			1-9	1-9
● CCM13S/90	3U x 19" Assembled Rack/without Modules	51F3494	255.12	
● CM45A65-1	Module 1" Wide Front Panel	38F1111	36.05	
● CM45A65-2	Module 2" Wide Front Panel	38F1112	39.46	
● CM45A65-4	Module 4" Wide Front Panel	38F1114	44.61	

RACKS AND MODULES FOR 4.5" x 9.6" CARDS

● CCM14S/90	3U x 19" Assembled Rack/without Modules	51F3495	270.09	
-------------	---	---------	--------	--

5U x 19" RACKS AND MODULES FOR 6.25" x 9.6" CARDS

● CCM15S/90	5U x 19" Assembled Rack Without Modules	94F9356	289.61	
● CM62F95-2	Module with 2" Wide Front Panel	87F652	52.04	

6U x 19" RACKS AND MODULES FOR 9.75" x 9.6" CARDS

● CCM18S/90	6U x 19" Assembled Rack/ without Modules	09J1427	297.51	
-------------	--	---------	--------	--

CARDMOUNT RACK ACCESSORIES

● SC10-3A	10/32 Spare Jack Screws, Sold in Package of 12	77B5673	31.00	
-----------	--	---------	-------	--

(35773)

MODULE SUBRACKS



Module card subracks for 4.5" H (114.30mm) cards are factory assembled and designed for mounting modules ordered separately on this page. Fixed pairs of aluminum module mounting guides installed for 1.6", 2.0" and 3.0" wide modules. Modules firmly attach to rack with SC10-3A captive jack screws.



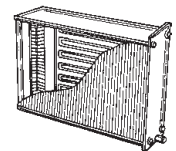
Mfg. Part No.	Rack External Dimensions H x W x D (in.)	For Module Type	Max. No. of Modules	Stock No.	Price Each	
					1-9	1-9
● CMA13-20/90	5.25 x 19.00 x 9.00	EFP204A66	8	98F2935	239.56	

(7128)

CARD MODULES



For packaging circuit boards and insertion into Vector module subracks (racks ordered separately). Securely mounts onto rack front rail with 10-32 jackscrews on front panel. Brushed aluminum finish. Easy to assemble kits use grooved frame-lock rails for card slots to support one or more 0.063" thick (1.6mm) boards. Card stops are provided for securing boards of varying lengths. Mounting hardware and instructions included.



SOLID REAR PANELS

Mfr. Part No.	Module W x L (in.)	Max. Card H x L (in.)	Fits Rack	Stock No.	Price Each	
					1-4	1-4
● EFP204A66	2.0 x 6.69	4.5x 6.5	CMA13-20/90	38F1361	38.89	

OPEN-FRAME REAR PANELS

● EFP204A66F	2.0 x 6.69	4.5x 6.5	CMA13-20/90	27B9439	38.89	
● EFP304A97F	3.0 x 9.8	4.5x 9.6	CMA14-30/90	99F3191	52.88	

(7127)

MULTI-MOD™ INSTRUMENT CASE



W30-66-46B Closed




W30-66-46B Open

Ideal for small case packaging of testers, controllers and other instruments. Brushed aluminum construction provides excellent RF attenuation and an attractive finished appearance. Kits include: frame, top and bottom covers and hardware. Extruded two-piece frame assemblies quickly with self-tapping screws. Standard 0.062" cards slide into grooves in Frame-Loc Rails.

Mfg. Part No.	Dimensions (in.) W x H x L	Max Card Size (in.)	Stock No.	Price Each	
				1-9	
● W30-66-46B	3.0 x 4.61 x 6.61	6.5 x 4.5	38F1393	60.58	

(78008)

3U AND 6U J1 AND J2 BACKPLANES



10-Slot Monolithic 6U J1/J2 Combination Backplane - Front



10-Slot Monolithic 6U J1/J2 Combination Backplane - Back



21-Slot Monolithic 6U J1/J2 Combination Backplane



21-Slot 3U J1 Backplane

VMEbus 6U monolithic J1/J2 combination backplanes feature 8-layer laminate FR-4 board construction, no pins for I/O to J2 and no capacitors. Choice of configurations: locking power connectors, power bugs or a combination of both connector types. Connectors are press-fit DIN 41612 Class II constructed of thermoplastic polyester and rated UL94V-0. **Mfg. part no. VMEBP21J1** 21-slot VMEbus 3U J1 backplane features 8-layer laminate FR-4 board construction and controlled impedance design to reduce crosstalk and ringing on bus lines. Massive copper-clad power and ground planes on opposite board side; patented shielding technique effectively surrounds each signal trace with a closed conductive loop for blocking both capacitive and inductive coupling. **Mfg. part no. VMEBP21J2** 21-slot VMEbus 3U J2 backplane features 4-layer laminate FR-4 board construction and DIN connectors row B bussed for 32-bit expansion; A and C rows can be used for local extension buses, such as VMX or VSB, or can be assigned according to user I/O requirements. Other slot sizes available; call Newark for details.

VME MONOLITHIC J1/J2 COMBINATION BACKPLANES

Mfg. Part No.	Description	Width (in.)	Length (in.)	Stock No.	Price Each	
					1-9	
● VMEBP05M00	5-slot 6U monolithic J1/J2 combination VMEbus backplane with locking power connectors	10.32	3.94	90H9858	712.50	
● VMEBP05S00	5-slot 6U monolithic J1/J2 combination VMEbus backplane with locking power connectors and power bugs	262	3.94	90H9859	781.15	
● VMEBP07P00	7-slot 6U monolithic J1/J2 combination VMEbus backplane with locking power connectors	10.32	5.54	90H9860	1090.32	
● VMEBP10M00	10-slot 6U monolithic J1/J2 combination VMEbus backplane with locking power connectors	10.32	7.94	94F9376	949.40	
● VMEBP12M00	12-slot 6U monolithic J1/J2 combination VMEbus backplane with locking power connectors	10.32	9.54	90H9861	1021.50	
● VMEBP21P00	21-slot 6U monolithic J1/J2 combination VMEbus backplane with power bugs	10.32	16.74	90H9863	1531.04	

VME J1 OR J2 BACKPLANES

● VMEBP21J1	21-slot 3U J1 VMEbus backplane with locking power connectors	5.12	16.74	46F343	790.77
● VMEBP21J2	21-slot 3U J2 VMEbus backplane with locking power connectors	5.12	16.74	90H9862	420.63

(78042)

STEGO-FIX DIN RAIL MOUNTING AID



- Industrial-grade self adhesive
- Facilitates mounting of smaller components or where space is limited
- Easy installation; no drilling
- Holds up to 1.1lbs w/ adhesive, higher loads if screw mounted
- Can also mount DIN rails



Sold in packages of 5.

DIMENSIONS: 1.5"(38mm)H x 1.7"(43mm)W x 0.55"(13.5mm)

Mfg. Part No.	Stock No.	Price per Pkg.		
		1-24	25-49	50-99
● 09510.0-01	82K9056	25.55	21.08	19.03

(88079)

DIN RAILS AND MOUNTING ACCESSORIES



SPC10578



SPC10575



SPC10577



End Clip



DIN Rail Cutter

Slotted versions have a 25mm slot length x 5.3mm width and measure 36mm between slot centers. Rails are constructed of zinc chromate plated steel. The end clip fits on the end of the DIN rail. DIN rail cutter cuts 35x15mm, 35x7.5mm, and 15mm DIN rails and includes a 1m integrated measuring stick. CE compliant.

Mfg. Part No.	Description	Stock No.	Price Each		
			1-9	10-24	25+
SPC23698	35mm x 7mm, Slotted, 1m	08N2972	10.24	8.36	7.72
● SPC10575	35mm x 7.5mm Slotted, 2m	19C7294	13.04	11.03	9.99
● SPC10576	35mm x 7.5mm Slotted, 1m	19C7295	6.56	5.56	5.04
● SPC10577	35mm x 7.5mm Solid, 2m	19C7296	12.94	10.98	9.94
● SPC10578	35mm x 15mm Slotted, 2m	19C7297	16.80	14.25	12.90
● 3270	35mm x 7.29 mm Slotted, 1m	92N4514	7.20	6.36	5.88
SMS-RC	Rail Spacer	46N7409	0.71	0.68	0.64
SMS-EC	End Clip	46N7410	1.35	1.29	1.22
SPC23699	DIN Rail Cutter	08N2973	1788.00	1728.00	1680.00

(86776)

RECEPTACLES



SD 035 series DIN rail mountable receptacle is available fusible or unfused. The push terminals make them quick and cost effective to install.



DIMENSIONS: 3.63" (90mm)H x 2.50" (60mm)W x 1.83" (48mm)D

Mfg. Part No.	Description	Stock No.	Price Each	
			1-24	
● 03504.0-00	Receptacle for DIN rail, USA/Canada (Fused 6.3A/250VAC max.)	82K8793	61.20	
● 03504.0-01	Receptacle for DIN rail, USA/Canada (no fuse 15A/125VAC)	82K8794	52.53	

(88080)

eQuotes



Retrieve and process Newark quotes online from our website under MY ACCOUNT eSuite. Or email them to your Purchasing department. Log in or register today.

Make it easy. Make it fast. Make it Newark.

(148834)

CABINETS & RACKS • THERMAL MANAGEMENT PRODUCTS

**STRUCTUREDGROUND™
GROUNDING SYSTEM**



StructuredGround™ grounding system is recommended for use with Panduit®, NetRack™ and NetFrame® cable management rack systems.

COMMON BONDING NETWORK JUMPER KIT – FIG. 1

Use to bond rack or cabinet to mesh common bonding network (MCBN).

Mfg. Part No.	Kit Contents	Stock No.	Price Each
● RGCBNJ660P22	#6 AWG Jumper 60" L, 45° Bent Lug, 16oz. Can of Antioxidant, Two Each of #12-24 x 1/2", M6 x 12mm, #10-32 x 1/2" and M5 x 12mm Thread-Forming Screws, Copper Compression HTAP Connecting MCBN Sizes #6-#2 AWG	32M7967	71.17

GROUNDING STRIP KITS – FIG. 2

Bonds up to 45 RU per rack or cabinet.

● RGS134-1Y	Grounding Strip 78.65" L x 0.67" W x 0.05" D, 16oz. Can of Antioxidant, One Grounding Sticker, Three Each of #12-24 x 1/2", M6 x 12mm, #10 x 1/2" and M5 x 12mm Thread-Forming Screws	72K9335	135.85
● RGS134B-1	Grounding Strip 78.65" L x 0.67" W x 0.05" D, 16oz. Can of Antioxidant, One Grounding Sticker, Three Cage Nuts, Eight #12-24 Bonding Nuts and Three Strip Clips	41M8512	135.85

ELECTROSTATIC DISCHARGE (ESD) PORT KITS – FIG. 3

Accommodates Panduit® ESD wrist strap RGE5DWS 4mm plug.

● RGE5D2-1	Two-Hole ESD Port with 5/8" Hole Spacing, ESD Protection Sticker, 16oz. Can of Antioxidant, Two Each of #12-24 x 1/2" and M6 x 12mm Thread-Forming Screws	03M9907	28.89
● RGE5D2B-1	Two-Hole ESD Port with 5/8" Hole Spacing, ESD Protection Sticker, 16oz. Can of Antioxidant, Two Cage Nut Bonding Studs and Two #12-24 Bonding Nuts	03M9909	45.88

PAINT PIERCING GROUNDING WASHER KIT – FIG. 4

Use to bond frame members on bolt-together racks.

● RGW-100-1Y	100 Paint Piercing Bonding Washers for 3/8" Stud Size, 0.875" O.D., 16oz. Can of Antioxidant	72K9341	167.20
--------------	--	---------	--------

BONDING SCREWS – FIG. 5

Use to create an electrical bond between painted patch panels and the rack or cabinet.

Mfg. Part No.	Description	Pkg. of	Stock No.	Price per Pkg.
● RGTBSG-C	Green Thread-Forming Bonding Screws, #12-24 x 1/2"	100	03M9925	71.92

THREAD-FORMING SCREWS – FIG. 6

Use to provide a bond to rack or cabinet by removing paint from threaded holes.

● RGTS-CY	Thread-Forming Grounding Screws, #12-24 x 1/2"	100	72K9339	33.15
-----------	--	-----	---------	-------

ENCLOSURE AND CABINET LIGHTS

- 11W power
- 120VAC receptacle voltage
- Designed for tight spaces in enclosures
- Screw mountable in a variety of positions
- Optional receptacle for power tools, etc.



The motion sensor was designed so it can be used in enclosures with glass doors and not be activated by movement outside the enclosure.

DIMENSIONS: 13.6" (345mm)L x 3.6" (91mm)W x 1.6" (40mm)D

Mfg. Part No.	Description	Stock No.	Price Each	
			1-9	10-24
● 02524.0-01	Light with on/off switch, w/receptacle (USA/Canada)	82K8734	132.48	120.09
● 02524.0-04	Light with motion sensor, w/receptacle (USA/Canada)	82K8735	241.90	219.28
● 02527.0-10	Light with on/off switch, no receptacle	20M8411	106.28	96.34
● 02527.1-10	Light with on/off switch, no receptacle, magnet mount	82K8747	152.60	138.33
● 02527.1-12	Light with motion sensor, no receptacle, magnet mount	01M9635	244.28	221.44

19" RACK MOUNT LIGHTS



- Ideal for keyboard lighting
- Requires 1U = 1.75" or 44.5mm height
- Fitted w/ glare shield reflector
- Optional receptacle for power tools, etc.



Mfg. Part No.	Power (W)	Voltage (VAC)	On/Off Switch	Receptacle	Stock No.	Price Each	
						1-9	10-24
● 02524.0-05	11	120	Yes	Yes	26M8319	179.34	162.51
● 02527.0-11	11	120	Yes	No	01M9634	138.18	125.21

Looking for Power Strips?

RELATED ITEMS

See our selection on pages 1551-1552.

HIGH-CAPACITY EXHAUST FAN



Lightweight fan mounts in top of ventilated Economizer™ cabinets on pages 2317-2318. 115VAC fan includes finger guard, 36" power cord, and mounting hardware. Aluminum housing. Noise level: 6.2 Bels. UL recognized, CSA certified. Order optional Term-Stat temperature controllers separately on page 2345.

Mfg. Part No.	Dim. (mm) Dia. x D	Power (W)	Bearing Style	Airflow (CFM)	Stock No.	Price Each		
						1-14	15-24	25-39
● FN-1282	254 x 88.9	51	Ball	535	52M8820	140.09	131.11	116.74

TRANS-AIR BLOWERS AND REPLACEMENT FILTERS



Packaged blowers feature 115V, 50/60Hz precision ball-bearing motors with an operating range of -20°F to +250°F. E.I.A. 19" rack-mountable; feature decorative stainless steel grilles, permanent corrugated aluminum filters, and 36" long SJ-type 3-wire power cords with molded-on plugs. Motors are UL and CSA approved.

Features	Mfg. Part No. B-60	Mfg. Part No. B-62
Panel Height	3.50"	5.25"
Depth	10.50"	7.69"
Motor - Watts	90	95
Motor - RPM	1500	3000
Motor - Run Amps	1.2	1.4
Motor - L.R. Amps	1.6	1.9
Air CFM	160	300
Noise Level (dba)	53	58
Weight (lbs)	18	13

Mfg. Part No.	Description	Stock No.	Price Each		
			1-9	10-14	15-19
B-60	Blower	33C4105	536.72	498.88	447.27
B-62	Blower	33C4106	550.84	512.00	459.03

Replacement filters for use as a spare filter or to replace a damaged one.

BF-61	For Mfg. Part No. B-60	33C4107	26.73	20.18	18.77
BF-63	For Mfg. Part No. B-62	33C4108	39.00	29.44	27.38

Filter reconditioner is applied to a washed filter to restore full original filtering capacity.

Mfg. Part No.	Stock No.	Price Each		
		1-3	4-14	15-24
FR-68	33C4129	41.19	31.09	28.91

THERMAL MANAGEMENT PRODUCTS

TEM-STAT TEMPERATURE CONTROLS




Tem-Stat controls react to gradual or sudden temperature changes in cabinets. Contacts are normally open and close on temperature rise. UL listed, CSA certified.



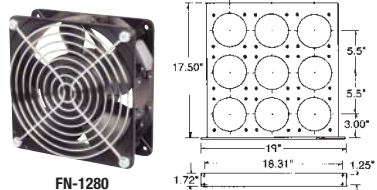
Mfg. Part No.	Contacts	Mounting	Stock No.	Price Each		
				1-5	6-49	50-99
● TS-15	Open After 10°F Drop	Flange	16M3847	36.20	27.32	25.41
● TS-16	Open After 12.6°F Drop	DIN Rail	09R6728	31.83	23.92	22.26

(7171)

FAN TRAY ASSEMBLIES



- Easy Installation
- Fits 1U (1.75") Panel Height
- Choice of Fan Location



Mfg. part no. FT-1170 fan tray assembly includes 9-position fan tray with preassembled front panel, a 9-outlet daisy chain cord, a 6' power cord, adjustable support angles, and 9 knock-outs. Fan tray and support angles are constructed of 16-gauge steel. Front panel is 12-gauge steel. The fan tray and front panel available in your choice of white textured (suffix WH) or metallic-gray (suffix MG) finish. Order fans for tray and finger guards separately below.

Mfg. Part No.	Finish	Stock No.	Price Each		
			1-9	10-14	15-19
● FT-1170-WH	White Textured	06M4714	183.69	170.74	153.08
● FT-1170-MG	Metallic Gray	06M4713	183.69	170.74	153.08

Mfg. part no. FN-1280 fans can be mounted in any pattern to suit individual cooling requirements. May be installed to blow up or down. Include one hardware cloth finger guard and mounting hardware. 110V, 0.21A. Airflow: 105 cfm. Operating temperature: -20°C to +60°C. UL recognized.

Mfg. Part No.	Stock No.	Price Each		
		1-5	6-99	100-199
● FN-1280	05M4114	39.00	29.44	27.38

Mfg. part no. FG-1281 wireform finger guard is used for applications requiring finger guards on both sides of fan. Increases overall height of fan tray assembly to approximately 1.875".

Mfg. Part No.	Stock No.	Price Each		
		1-5	6-99	100-199
● FG-1281	06M4712	9.78	7.38	6.87

(7169)

AC FAN TRAYS



- Standard EIA 19" panel width and 1U (1.75") height
- Illuminated on/off switch conveniently located on front panel
- 115VAC, 60Hz operation
- Black texture finish
- 7-ft. long power cord
- Shipped completely assembled
- Additional support brackets included with 6- and 9-fan versions



Mfg. Part No.	No. of Fans	Total Airflow (CFM)	Overall Size H x W x D (In.)	Stock No.	Price		
					1-2	3-9	10-24
● FT-1973	3	315	44.45 x 482.6 x 177.8	97H5048	159.18	150.57	143.05
● FT-1976	6	630	44.45 x 482.6 x 304.8	52M8821	244.87	231.63	220.05
● FT-1979	9	945	44.45 x 482.6 x 438.15	97H5050	321.16	303.80	288.61

(78556)

AC AND DC FAN TRAYS

- 3 AC or 3 DC fans
- Fits 19" cabinet rack or enclosure
- Sheet metal housing
- Power switch and fuse



ebmpapst



48VDC and fan tray configurations that hold 6, 9 or 12 tubeaxial fans are available; go online or call.

DC FAN TRAYS - BALL BEARING

Mfg. Part No.	Dimensions (mm) H x W x D	Voltage (VDC)	Power (W)	Max. Airflow (cfm)	Noise (dBA)	Stock No.	Price Each 1-4
● FT-170-300-001	43 x 482.6 x 211	12	15	300	50	86K9733	269.28
● FT-170-300-002	43 x 482.6 x 211	24	15	300	50	86K9734	263.26

AC FAN TRAYS - SLEEVE BEARING

Electrical connection: 6' cord with 3-prong molded plug.

Mfg. Part No.	Dimensions (mm) H x W x D	Voltage (VAC)	Power (W)	Max. Airflow (cfm)	Noise (dBA)	Stock No.	Price Each 1-4
● FT-170-318-001	43 x 482.6 x 211	115	54	318	56	86K9736	259.69
● FT-170-318-002	43 x 482.6 x 211	230	54	318	56	91F3982	269.91

(17029)

MODULAR FAN TRAYS

Just Added



Fan Tray Module

- Fans and wiring is UL listed, CSA approved
- Modular design for fan positioning flexibility
- 1U height fits standard 19" cabinet racks
- Single tray (3 fans), or add up to 2 additional modules
- 330 cfm, 45W per tray
- Heavy-duty precision steel
- Long life ball bearings
- 72" NEMA 5-15 power cord
- Easy installation



Fan Tray Assembly

Mfg. Part No.	Operating Voltage (V)	Description	Stock No.	Price Each		
				1-2	3-9	10-24
● MC33039	80-120	Fan Tray Assembly Including Mounting Rails, Hardware and 72" Power Cord	87P0761	163.30	154.78	146.97
● MC33041	160-260		87P0763	167.90	159.14	151.11
● MC33040	80-120	Fan Tray Module	87P0762	101.20	95.92	91.08
● MC33042	160-260		87P0764	105.80	100.28	95.22

(145688)

FAN AND GRILL PANELS



Create 19" rack-mount fans or filter fans with these panels. Accept standard square fans. Grill panel is punched with integral front finger guard. Finished in textured black powder paint. Fans and hardware not included.

Mfg. Part No.	Panel Type	Height (inches)	Fan Size (inches)	Fan Holes	Stock No.	Price Each 1-14
● PPPF190802BK1	Fan	5.25	3.15	2	18C1857	13.72
● PPPF190803BK1	Fan	5.25	3.15	3	18C1858	13.72
● PPPF191202BK1	Fan	7.00	4.70	2	18C1859	16.64
● PPGP191202BK1	Grill	5.25	4.70	2	18C1860	16.64

(59782)

RACK COOLING FAN TRAYS



- Features:
- 3 Fans per Row
 - Ball Bearing Motors Rated up to 105 cfm per Fan
 - Low Noise Level
 - Removable Rear Support Brackets (On 2- and 3-Row Models)
 - 115VAC Operation, 50/60 Hz
 - Single Panel Space (1.75")
 - Optional On/Off Switch
 - 6' 14/3 STJW Cord with Molded 3 Prong Plug Included

FT series fan trays deliver cooling air by localizing fan placement in the rack. Units mount in standard 19" racks and are 17" wide. WITHOUT ON/OFF SWITCH

Mfg. Part No.	Rows of Fans	cfm	Amps	Watts	Depth	Weight (lbs.)	Stock No.	Price Each 1-4
● FT300TA1BK	1	300	0.5	40	7.5"	11	93B7361	194.40
● FT600TA1BK	2	600	1.0	80	13.0"	16	93B7363	293.40
● FT900TA1BK	3	900	1.5	120	18.5"	22	93B7376	415.80

➤ CONTINUED ➤

Designing a power supply? See our huge selection of bench & module voltage regulators in this catalog and online.

(148860)

THERMAL MANAGEMENT PRODUCTS

RACK COOLING FAN TRAYS (CONT.)

WITH A LIGHTED ON/OFF SWITCH

Mfg. Part No.	Rows of Fans	cfm	Amps	Watts	Depth	Weight (lbs.)	Stock No.	Price Each
● FT300HA1BK	1	300	0.5	40	7.5"	11	91B3654	198.00
● FT600HA1BK	2	600	1.0	80	13.0"	16	11C1231	297.00
● FT900HA1BK	3	900	1.5	120	18.5"	22	96B2537	419.40

(60080)

RACK-COOLING BLOWERS



Mfg. part no. HB are packaged twin-intake blowers delivering air from more than 50% of their 17" width. Each contains a quadruplex centrifugal blower powered by a single precision ball bearing motor. Operating temperature: -20°F to +250°F. Mount on standard 19" panel rails. Feature attractive stainless steel grills, permanent filter and exhaust guard. 115VAC operation. 60Hz motor.



Mfg. Part No.	CFM	RPM	Panel Height (in.)	Depth (in.)	Weight (lbs.)	Stock No.	Price Each
● HB2160A	160	1500	88.90	176.28	10	98H0401	386.43
● HB3250A	300	3000	133.35	198.37	18	98H0402	403.73
● HB4500A	470	3250	177.8.00	260.35	23	10J8538	455.00

(34276)

AC TUBEAXIAL FANS



- Impedance protected motor
- Class-B insulated
- Ball bearings
- Metal blades
- 3.15" fans have 11" long lead wires
- 4.7" fans have male plug terminations (requires fan cord)
- Mounting hardware included



LEAD WIRE CONNECTION

Mfg. Part No.	Dimensions (mm) H x W x D	Voltage (VAC)	Power (W)	Max. Airflow (cfm)	Noise (dBA)	Stock No.	Price Each
● FAN80AC115	80 x 80 x 38	115	10	32	34	31C6263	33.06
● FAN80AC230	80 x 80 x 38	230	10	32	34	71C8624	36.37

POWER CORD CONNECTION

Mfg. Part No.	Dimensions (mm) H x W x D	Voltage (VAC)	Power (W)	Max. Airflow (cfm)	Noise (dBA)	Stock No.	Price Each
● DNMF100AC115	120 x 120 x 38	115	22	100	50	24C9414	35.32
● DNMF100AC230	120 x 120 x 38	230	22	100	50	50H3861	38.86

(30529)

FILTER FANS AND EXHAUST GRILLS



Filter fans provide protection against overheating of electrical/electronic components. Exhaust filters can be used with a fan or alone for passive ventilation. A screwless "click and fit" system reduces installation time significantly. A black fire-retardant plastic grill enhances the appearance of the enclosure. Fans are 115V/60Hz. CE compliant.



INTAKE FAN INCLUDING FILTERS

Fan Mfg. Part No.	Filter CFM*	Level %	dBA	Approx. Size	Stock No.	Price Each
● PF1000	10	73	39	4" x 4"	97F9449	128.68
● PF2000	28	73	49	6" x 6"	97F9450	176.79
● PF3000	142	73	55	10" x 10"	97F9451	253.02

*Data at normal voltage.

EXHAUST FILTER AND GRILL ONLY

Filter Mfg. Part No.	Filter Level %	Approx. Grill Size	Stock No.	Price Each
● PFA1000	73	4" x 4"	97F9455	28.46
● PFA2000	73	6" x 6"	97F9456	32.71
● PFA3000	73	10" x 10"	97F9457	61.34

REPLACEMENT FILTERS

Made of self-extinguishing synthetic fibers, 100% resistant to humidity. Reusable up to 20 times. Sold in packages of 5.

➤ CONTINUED ➤

FILTER FANS AND EXHAUST GRILLS (CONT.)

Mfg. Part No.	Approx. Size	Use With Fan Type	Filter Density (G/M ²)	Stock No.	Price per Pkg.
● PFF1000	3.4 x 3.4"	PF1000	150	01C0526	8.67
● PFF2000	4.5 x 4.5"	PF2000	350	01C0536	12.13
● PFF3000	8.3 x 8.3"	PF3000	350	01C0539	13.86

(7193)

FILTER FAN BOXES AND GRILLS



Filtered fan box pulls air into enclosure and the filter grill is used as an air outlet. Fan box includes ball bearing fan with UR/CE listing, 115VAC motor, 6" wire leads, filter, and stainless steel grill. Filter is aluminum coated. Filter grills include grill and aluminum coated filter only.

FILTERED FAN BOX

Mfg. Part No.	cfm	Watts	H x W x D	Weight (lbs.)	Stock No.	Price Each
● XF4115	105	15	6.13 x 7.38 x 2.38"	5	24B5821	131.48
● XF6115	220	33	7.63 x 8.88 x 3.00"	6	24B5823	223.01
● XF10115	560	60	11.63 x 13.00 x 4.56"	12	24B5819	311.54

FILTER GRILLS

Mfg. Part No.	H x W	Stock No.	Price Each
● XFG4	6.13 x 7.38"	24B5817	58.65
● XFG6	7.63 x 8.88"	24B5818	62.11
● XFG10	11.63 x 13.00"	24B5816	82.44

(52189)

ECONOMY PLASTIC FILTER FAN GRILLS AND FILTERS



Flame retardant ABS plastic grills and flame retardant synthetic filters. Mount easily with 4 screws using template and hardware included. Integral gasket seals against enclosure surface. For standard 3.15" or 4.7" fans (not included), or alone as exhaust grill. Colors: black, gray/beige (RAL7032) and ASA61 gray (RAL7011). Order replacement filters separately on this page.



Mfg. Part No.	Grill Size (Square)	For Fan Size	Color	Stock No.	Price Each
● XPFA80BK	4.13"	3.15"	Black	18C1939	7.67
● XPFA80CG	4.13"	3.15"	Gray/Beige	18C1940	7.67
● XPFA80GY	4.13"	3.15"	Gray	18C1941	7.67
● XPFA120BK	5.91"	4.7"	Black	18C1937	11.70
● XPFA120CG	5.91"	4.7"	Gray/Beige	18C1938	11.70
● XPFA120GY	5.91"	4.7"	Gray	31C1698	11.70

(59780)

COOLING FAN AND EXHAUST PACKAGES




PROTECTING YOUR ADVANTAGE



A PENTAIR COMPANY

For use in enclosures where space is limited and reliable filtered airflow is required. Powered by 115VAC, 50/60Hz single-phase motors. The fan package is designed to be the air inlet in cooling systems. Exhaust grille and filter provide air outlet. 230V fan packages available; go online or call.



Cooling Fan

Thermal Exhaust Pkg.

UL 508 TYPE 1, COMPOSITE GRILLE

Description	Fan Package (Fan, 1 Grille and Filter)			Exhaust Grille (w/Filter)		
	Mfg. Part No.	Stock No.	Price Each	Mfg. Part No.	Stock No.	Price Each
4" Fan, 115V, Grille 6.29 x 7.37"	● TFP41	19M8460	222.20	● TEP4	85C1235	113.03
6" Fan, 115V, Grille 7.8 x 8.87"	● TFP61	20C7668	376.72	● TEP6	29C8123	119.84
10" Fan, 115V, Grille 11.81 x 12.99"	● TFP101	20C7658	525.92	● TEP10	25C8193	159.36

➤ CONTINUED ➤

THERMAL MANAGEMENT PRODUCTS

COOLING FAN AND EXHAUST PACKAGES (CONT.)

UL 508 TYPE 12, COMPOSITE GRILLE

Description	Fan Package (Fan, 1 Grille and Filter)			Exhaust Grille (w/Filter)		
	Mfg. Part No.	Stock No.	Price Each	Mfg. Part No.	Stock No.	Price Each
6" Fan, 115V, Grille 7.8 x 8.87"	● TFP61UL12	19M8461	959.82	● TEP6UL12	92C1964	305.90
10" Fan, 115V, Grille 11.81 x 12.99"	● TFP101UL12	74C6662	1344.26	● TEP10UL12	92C1965	351.90

UL 508 TYPE 1, STAINLESS STEEL GRILLE

4" Fan, 115V, Grille 6.29 x 7.37"	● TFP41SS	22H1113	262.67
-----------------------------------	-----------	---------	--------	-----	-----	-----

COMPACT COOLING FANS



PROTECTING YOUR ADVANTAGE



A PENTAIR COMPANY



For use in enclosures where space is limited and reliable cooling is required. Excellent for general air circulation. Powered by 115VAC, 60/50Hz single phase motors and available in three sizes with nominal airflows of 100, 240, and 560cfm. Fans have leadwires with ends stripped 1/2" (12mm). Ideal for applications where compact and quiet service is desired. Fan bracket designed to provide easy mounting of cooling fans inside enclosure. One finger guard is furnished (an additional finger guard is recommended for maximum safety. All mounting hardware is included. 230V compact cooling fans available; go online or call.

Mfg. Part No.	Description	Stock No.	Price Each
● A4AXFN	4" Fan, 115V	92F098	127.63
● A6AXFN	6" Fan, 115V	92F089	271.32
● A10AXFN	10" Fan, 115V	19M8336	300.24

ACCESSORIES

For Use With Fan	Finger Guards			Fan Brackets		
	Mfg. Part No.	Stock No.	Price Each	Mfg. Part No.	Stock No.	Price Each
Type A4AXFN	● AGARD4	88F3341	17.23	● ABRKT4	06B4534	26.44
Type A6AXFN	● AGARD6	06B4636	22.94	● ABRKT6	19M8292	33.10
Type A10AXFN	● AGARD10	06B4635	27.27	● ABRKT10	06B4533	67.51

(78997)


LOUVER PLATE KITS




PROTECTING YOUR ADVANTAGE



A PENTAIR COMPANY



Louver Plate Kit



Filter

Designed to provide ventilation in enclosures where excessive internal heat or excessive moisture is a problem. Gasketing or sealing the perimeter of the louver plate reduces problems associated with moisture intrusion. Made from 14 gauge steel with an ANSI gray polyester powder finish over phosphatized surfaces or 316 stainless steel. Aluminum air filters provide good arrestment of airborne dust and dirt. Hardware is furnished for mounting.

Dimensions (in.)	Louver Plate Kits			Filter For Louver Plate Kits		
	Mfg. Part No.	Stock No.	Price Each	Mfg. Part No.	Stock No.	Price Each
3.88 x 4.5	● AVK33	19M8333	25.38	● AFLT33	06B4625	30.81
4.75 x 4.5	● AVK34	92F117	26.48	● AFLT34	19M8293	30.89
5.62 x 5.5	● AVK44	92F093	28.95	● AFLT44	06B4628	31.63
5.62 x 7.5	● AVK64	06B5003	31.58	● AFLT64	06B4629	34.01
7.88 x 7.5	● AVK66	06B5005	34.49	● AFLT66	19M8294	34.78
10.56 x 9.5	● AVK88	92F123	42.35	● AFLT88	06B4633	40.78
15.31 x 9.5	● AVK812	19M8334	50.08	● AFLT812	19M8295	41.26

(79001)

Designing an embedded control system? See our huge selection of MCUs, MPUs & DSPs in this catalog and online.

(148861)

FILTER FANS AND EXHAUST FILTERS



The 018 series filter fan and the 118 series exhaust filter have been purposefully designed to provide more value than alternative products. Design features include: high-tech adhesive mounting or screw mount, high airflow, quiet operation, minimum ingress, protection against falling liquids or dust. Mfg. part no. 01803.0-01 is a 4 fan design to provide redundancy. Rated NEMA 12. UL recognized type 12 with medium filter mat and IP55 with fine filter mat. Cutout template included for easy installation. Replacement filter media available; contact Newark.

FILTER FAN

Mfg Part No.	Cut-out Dim. (mm)	Mounting Depth (mm)	Air Flow Free Blowing/Filtered (CFM)	Operating Voltage (VAC)	Stock No.	Price Each
● 01800.0-01	97 x 97	45	14/11	120	82K8669	134.13
● 01801.0-01	125 x 125	58	37/28	120	82K8671	150.43
● 01802.0-01	176 x 176	86	69/46	120	82K8673	177.84

EXHAUST FILTER

Mfg Part No.	Dimensions (mm)		Stock No.	Price Each
	H x W			1-9
● 11800.0-00	134 x 129		10M9739	30.58
● 11801.0-00	170 x 157		04M4697	37.62
● 11802.0-00	226 x 209		04M4698	42.98

(88059)

ENCLOSURE VENTILATOR



- Molded in-place gasket to ensure tight seal
- For use with any enclosure, metallic or non-metallic
- Suitable for outdoor use
- UV resistant and splashproof

This device is used in pairs on opposing exterior sides to permit passive cross flow ventilation. Dimensions: 50 x 70 x 20mm. Includes hardware, drilling templates and mounting instructions. Easy installation. Can be used with any 40 x 40mm fan with maximum height of 15mm. Order fan separately on page 2354

Mfg. Part No.	Description	Stock No.	Price Each		
			1-4	5-9	10-24
● MB 10564II	Ventilation Device	39C8206	11.54	11.26	10.99
● MB 10858 II	Grille	04H1969	6.05	5.91	5.76
● MB 10859 II	Fanholder	78H0067	11.93	11.65	11.37

(73749)

ELECTRIC HEATERS



PROTECTING YOUR ADVANTAGE



A PENTAIR COMPANY



Designed to protect sensitive mechanical, electrical and electronic component equipment from the harmful effects of condensation, corrosion and low temperatures. Thermostatically controlled fan-driven heaters maintain a stable temperature within enclosures. Adjustable from 0° to 100°F (-18°C to 38°C). Heated air is discharged through the top of anodized aluminum housing. Ball-bearing fan runs continuously for even temperature distribution. Terminal strip with clamp connector accepts both solid and stranded wire. Includes four 10-32x self-tapping screws. Additional 230V models are available; go online or call. UL recognized, CSA certified, CE compliant.

Mfg. Part No.	Volts	Watts	Dimensions (in.)	Stock No.	Price Each
● DAH1001A		100	5.50 x 4.00 x 4.00	19M8419	294.13
● DAH2001A		200	5.50 x 4.00 x 4.00	92F086	368.85
● DAH4001B		400	7.50 x 4.25 x 4.38	19M8420	404.22
● DAH4002B	230	400	7.50 x 4.25 x 4.38	06B6944	404.22
● DAH8001B		800	7.50 x 4.25 x 4.38	19M8421	459.34

(79274)

THERMAL MANAGEMENT PRODUCTS

TEMPERATURE CONTROL SWITCHES (THERMOSTATS)



PROTECTING YOUR ADVANTAGE



These easy to install thermostats are designed to regulate and monitor air temperature in switch-gear enclosures that are set up to operate with heaters, fans, filter ventilators, heat exchangers, and/or signal transmitters. Mfg. part no. A-TEMNC (normally closed) is specifically designed for use with heaters while mfg. part no. (normally open) is designed to control fans, filter ventilators, or for switching signal transmitters in the event of overheating. Both models have a bimetallic adjustable set point range of 30° to 140°F. Connections consists of tubular screw terminals for 14 AWG (0.04 in²). Plastic housing is rated UL94-V0. Dimensions: 2.37H x 1.31W x 1.55"D. Protection rating: IEC IP30, UL recognized CSA certified. NOTE: switching capacity information, in table below, applies to both mfg. part no. ATEMNC and ATEMNO switches.

Mfg. Part No.	Switching Capacity			Stock No.	Price Each
	Amp	Volts	Load		
● ATEMNC	15	120VAC	Resistive	51M8653	80.57
	16	250VAC	Resistive		
● ATEMNO	1	120 - 250VAC	Inductive	92F8685	80.57
	10	12 - 24VDC	Resistive		
	1	12 - 24VDC	Inductive		

(72355)

SIDE- AND TOP-MOUNT AIR CONDITIONERS FOR ENCLOSURES (CONT.)

Mfg. Part No.	Dimensions (in.) H x W x D	BTU Cooling Rating (BTU/hr)	Stock No.	Price Each
M280416G007	28.50 x 17.00 x 11.33	4000	20C7127	2510.94
● M360616307	38.72 x 15.00 x 11.38	6000	20C7131	2438.37
● M521216017*	52.63 x 17.13 x 11.33	12000	88M1245	4426.23

*UL recognized, cUL recognized

TOP-MOUNT AIR CONDITIONERS

Top-mount, single phase units are ideal for use where there is little or no clearance around the enclosure. Equipped with a thermostat control that offers convenient digital display of enclosure temperature and high-temperature alarm. High-performance CFM ball-bearing centrifugal blowers. Max. ambient temperature: 125°F, 52°C. Popular RAL7042 smooth gray polyester powder finish on cabinet body and RAL 7035 light gray grille. Mounting gasket and instructions included.

Mfg. Part No.	Dimensions (in.) H x W x D	BTU Cooling Rating (BTU/hr)	Stock No.	Price Each
MHB110216G306	10.25 x 17.00 x 21.08	2200	20C7121	2408.53

(13037)

HEATERS, THERMOSTATS, & BREATHER KITS



SHG

SHGL

SKT

Heaters protect against low temperatures, condensation and corrosion in electrical/electronic enclosures by maintaining a stable temperature environment. Heaters are 115V/50/60Hz. SHGL heater fans are similar to SHG heaters but have an axial fan for forced air circulation. SKT thermostats control and monitor air temperature. Mfg. part numbers with suffix NC (Normally Closed) for the control of heaters and heater fans. Mfg. part numbers with suffix NO (Normally Open) for the control of cooling units such as filter fans. All dimensions are 2.4H x 1.3W x 1.4"D. SDA412 breather kit (pressure compensation plugs) provides for controlled pressure compensation due to temperature variations (e.g., night/day operations) and protect against dust and humidity. Two plugs per cabinet in opposite locations are recommended. 2.6" diameter x 1.2" height. IP45 protection. CE compliant.

HEATERS

Mfg. Part No.	Heating at 68°F	Stock No.	Price Each
● SHG14000	15W	01J1631	76.06
● SHG14001	30W	97H4218	78.71
● SHG14003	45W	01J1632	94.74
● SHG14005	60W	01J1633	112.79
● SHG14006	75W	01J1634	136.28
● SHG14007	100W	98H1385	148.91

HEATER FANS

● SHGL04600	250W	97F9464	376.23
● SHGL04601	400W	97F9465	398.56

THERMOSTATS

Mfg. Part No.	Temp. Range	Switching Capacity	Stock No.	Price Each
● SKT011419N0	30°F-140°F	15A at 120VAC	97F9467	28.97
● SKT011409NC-C	2°C-60°C	15A at 120VAC	91B1623	33.73
● SKT011419NO-C	2°C-60°C	15A at 120VAC	26H7996	33.73

Mfg. Part No.	Description	Stock No.	Price Each
● SDA412	Breather Kit	66F8019	11.17

(7194)

SIDE- AND TOP-MOUNT AIR CONDITIONERS FOR ENCLOSURES



PROTECTING YOUR ADVANTAGE



All air conditioner models operate at 115VAC, 50/60Hz, unless otherwise noted. Units use a CFC-free or environmentally-safe refrigerant. All models are UL/cUL Type 12 rated. 230VAC units are also available; go online or call.

SUBCOMPACT SIDE-MOUNT AIR CONDITIONERS

T15 series subcompact single phase units are ideal for cooling smaller enclosures with 8" or greater depth, making it easily installed in wall-mount enclosures or enclosures with narrow side walls. Each equipped with a thermostat control, EMI/RFI noise suppressor, condensate management system with base pan side drain and reusable/washable air filter. Feature high-performance, industrial-grade ball-bearing fans to provide maximum heat transfer. Max. ambient temperature: 125°F, 52°C. Popular RAL7035 smooth light gray polyester powder finish over steel cabinet body. Units include power cord with standard grounded outlet plug, built-in hanging brackets, mounting hardware and gasket, and instruction manual.

Mfg. Part No.	Dimensions (in.) H x W x D	Supply Voltage Max. (VAC)	Full Load (A)	BTU Cooling Rating Max. (BTU/hr)	Stock No.	Price Each
T150116G120H	15.75 x 7.25 x 7.25	115	3.6	800	17J3367	1543.66
T150126G120H	15.75 x 7.25 x 7.25	230	1.5	900	17J3368	1603.24

INDOOR/OUTDOOR AIR CONDITIONERS

T4 series air conditioners provide high-efficiency positive cooling for wall-mount and stand-alone enclosures. Designed for indoor and outdoor applications requiring up to UL type 4 rating. Max. ambient temperature: 131°F, 55°C. RAL 7035 smooth light gray polyester powder coating over galvanized steel. Equipped with head pressure control for low ambient operation, compressor heater, coated condenser coil, and thermostat. Models are equipped with a screwdriver adjustable thermostat. EMI/RFI noise suppressor is standard. Reusable and washable air filter is easily accessible without removing front cover. High performance, industrial grade, and efficiency fans provide maximum heat transfer. Units include power cord with standard grounded outlet plug, built-in hanging brackets, mounting hardware and gasket, and instruction manual.

Mfg. Part No.	Dimensions (in.) H x W x D	Supply Voltage Max. (VAC)	Full Load (A)	BTU Cooling Rating Max. (BTU/hr)	Stock No.	Price Each
● T150116G100	15.75 x 6.3 x 6.3	115	3.6	800	05M6555	1948.89
T150126G100	15.75 x 6.3 x 6.3	230	1.5	900	27M2901	1960.71
● T200216G100	20 x 9.9 x 9.9	115	7	2000	27M2902	2751.56
● T200226G100	20 x 9.9 x 9.9	230	3.5	2000	27M2903	2769.28
● T290416G100	29 x 1.3 x 1.3	115	13.6	4000	27M2904	3309.88
● T290426G100	29 x 1.3 x 1.3	230	6.8	4000	27M2905	3347.98
● T430616G100	43 x 10.99 x 10.99	115	8.6	6680	27M2906	3999.57
● T430626G100	43 x 10.99 x 10.99	230	3.8	6770	27M2907	3314.21
● T430816G100	43 x 10.99 x 10.99	115	11.2	8600	27M2908	4446.88
T430826G100	43 x 10.99 x 10.99	230	5.4	8200	27M2909	4484.33
T501226G100	50 x 11.05 x 11.05	230	9.5	13100	03M4980	5765.18
● T531926G100	52.85 x 13 x 13	230	19	20000	27M2910	7054.57

SIDE-MOUNT AIR CONDITIONERS

Compact, mid-size and full-size single phase units are easily installed on door, side or front of enclosure with supplied hanging or mounting brackets. Each equipped with a thermostat control that offers convenient digital display of enclosure temperature and high-temperature alarm. Feature high-performance ball-bearing fans or centrifugal blowers. Max. ambient temperature: 125°F, 52°C. Popular RAL7042 smooth gray polyester powder finish on cabinet body and RAL 7035 light gray grille. Mounting gasket and instructions included.

Mfg. Part No.	Dimensions (in.) H x W x D	BTU Cooling Rating (BTU/hr)	Stock No.	Price Each
M130116G1014	13.35 x 14.25 x 7.80	1000	88F4811	1956.12
● M170216G009	17.65 x 12.00 x 8.68	1800	01C5608	2037.79

▶ CONTINUED ▶

COMPACT THERMOSTATS

Just Added



- Thermostatic bi-metal sensor element
- Switching difference: 12.6°F ± 5.4°F (7°C ± 3K)
- DIN rail mountable
- 2-pole terminal for AWG 14 max.
- Switching capacity: 10A resistive, 2A inductive (250VAC); 15A resistive, 2A inductive (120VAC); 30W DC



Normally closed thermostats open on temperature rise and come with a red temperature dial. Normally open thermostats close on temperature rise and come with a blue temperature dial.

NORMALLY CLOSED

Mfg. Part No.	Temp. Scale on Housing	Stock No.	Price Each		
● 01140-9-00	30 - 140°F	02P6313	31.07	25.70	23.22
● 01146-9-00	0 - 60°C	02P6315	33.66	27.84	25.16

▶ CONTINUED ▶

THERMAL MANAGEMENT PRODUCTS

COMPACT THERMOSTATS (CONT.)

NORMALLY OPEN

Mfg. Part No.	Temp. Scale on Housing	Stock No.	Price Each		
			1-24	25-49	50-99
● 01141.9-00	30 - 140°F	02P6314	31.07	25.70	23.22
● 01147.9-00	0 - 60°C	48P5191	38.83	32.13	29.03

(105832)

TAMPERPROOF THERMOSTATS



- Dimensions (H x W x D): 1.85" x 1.3" x 1.3"
- Switching capacity: 5A res / 1.6A ind @ 240 VAC; 30W DC
- Max. inrush current: 10 A
- 2-pole terminal for AWG 14 max.
- Operating temp: -20°C to 80°C



The FT 011 series are compact thermostats that open or close as the temperature rises. Normally closed thermostats come with a red module. Normally open thermostats come with a blue module. Sensor element is thermostatic bi-metal. Plastic housing is DIN rail mountable.

NORMALLY CLOSED

Mfg. Part No.	Switch-Off Temperature	Switch-On Temperature	Stock No.	Price Each		
				1-24	25-49	50-99
● 01160.0-00	15°C	5°C	39M5382	28.72	23.84	21.50
● 01160.0-01	25°C	15°C	39M5383	28.72	23.84	21.50

NORMALLY OPEN

Mfg. Part No.	Switch-On Temperature	Switch-Off Temperature	Stock No.	Price Each		
				1-24	25-49	50-99
● 01161.0-02	35°C	25°C	39M5386	28.72	23.84	21.50

(90834)

DUAL THERMOSTATS



The ZR 011 series houses two separate thermostats, allowing the independent control of heating and cooling or other equipment. Both thermostats offer wide adjustment ranges and are color coded for easy function recognition. Product mounts on standard DIN rail. Switching capacity: NC-10A; NO-5A (2A inductive); 30W DC.



DIMENSIONS: 2.6" (67mm)H x 2.0" (50mm)W x 1.8" (46mm)D

Mfg. Part No.	Setting Range		Stock No.	Price Each
	Thermostat I Normally Closed (NC)	Thermostat II Normally Open (NO)		
● 01172.0-00	0-60°C	0-60°C	82K8635	78.49
● 01172.0-01	32-140°F	32-140°F	82K8636	78.49

(87980)

HYGROSTAT



Designed to control the relative air humidity inside of enclosures. When connected to an enclosure heater/de-humidifier, it will turn the heater on at the set humidity level in order to raise the dew point. This helps prevent damage and malfunction of electronic components caused by condensation and corrosion. Can also be used to control cooling fans, warning lights or other devices. Product mounts on standard DIN rail. Switching capacity: 5A resistive (0.2A inductive); 20W DC.



DIMENSIONS: 2.64" (67mm)H x 1.97" (50mm)W x 1.5" (38mm)D

Mfg. Part No.	Description	Humidity Range	Switching Voltage	Stock No.	Price Each
					1-9
● 01220.0-00	Humidity Control, change-over contact	35 to 95% RH	20VDC-230VAC	01M9583	142.06

(87981)

EXPLOSION-PROOF HEATERS & THERMOSTATS



REx 011

CREx 020

Explosion-proof heaters and thermostats are suitable for use in enclosures which are applied in areas with explosion hazard. Due to the high switching capacity of the thermostat, heaters can usually be directly connected and switched, without the need for additional relays. Heaters and thermostats are DIN rail mountable and are certified to comply with ATEX 6074, EExd IIC. Temperatures ratings are: T6 for the thermostat, 50W heater is T5, 100W heater is T4. DC versions available, go online or call.

THERMOSTAT DIMENSIONS: 4.33" (110mm)H x 0.87" (22mm) hex

Mfg. Part No.	Contacts	Operating Temp.	Switching Voltage Max. (VAC)	Switching Current Max. (A)	Stock No.	Price Each
						1-4
● 01181.0-00	Normally Closed	25°C (77°F)	250	4	01M9582	151.20

HEATER DIMENSIONS: 5.9" (150mm)H, 50W or 7.1" (180mm)H 100W x 2.7" (69mm)W* x 4.65" (118mm)D

Mfg. Part No.	Description	Power (W)	Operating Voltage (VAC)	Stock No.	Price Each
					1-4
● 02010.0-01	Explosion-proof Enclosure Heater	50	120	82K8709	253.06
● 02011.0-01	Explosion-proof Enclosure Heater	100	120	82K8711	308.40

* Width dimension does not allow for DIN clip.

(88056)

PTC HEATERS



Heaters come with integral fixed point thermostat and are encased in a double insulated plastic housing eliminating the need for a ground connection. Heaters have low surface temperatures and operate on a wide voltage range (120-240VAC).

Mfg. Part No.	Heating Capacity (W)	Inrush Current Max (A)	Switch-Off Temp.	Dimensions (in.)			Weight (oz)	Stock No.	Price Each
				H	W	D			1-24
● 06001.0-00	50	2.5	59°F (15°C)	4.3	2.4	3.5	10.6	39M5391	140.55
● 06002.0-00	50	2.5	77°F (25°C)	4.3	2.4	3.5	10.6	39M5392	140.55
● 06011.0-00	100	4.5	59°F (15°C)	4.3	2.4	3.5	10.9	39M5394	193.39
● 06022.0-00	150	8	77°F (25°C)	5.9	2.4	3.5	15.5	39M5398	219.21

(88032)

PTC HEATERS

Just Added




- Self-regulating PTC resistor
- Anodized, extruded aluminum body
- DIN rail mountable
- Push-type terminals for stranded and solid wire (3 x AWG 20-16)

Mfg. Part No.	Heating Capacity (W)	Max. Inrush Current (A)	Dimensions (mm) H x W x D	Stock No.	Price Each		
					1-24	25-49	50-99
● 14007.0-00	100	4.5	140 x 70 x 50	02P6318	154.81	127.93	114.95

(105831)

THERMAL MANAGEMENT PRODUCTS

SMALL PTC ENCLOSURE HEATERS



The **RC 016** and **HGK 047** series heaters are designed to prevent condensation in small enclosures or to maintain minimum operating temperatures of electronic components in camera housings, actuators, valve and pump controls, telecom receivers/transmitters, and control boxes. PTC (Positive Temperature Coefficient) heating elements provide a "self-regulating" and "self-limiting" characteristic, making the heater safer and more energy efficient. The **RC 016** heater mounting flange dimension is 0.49" (12.5mm).

SMALL ENCLOSURE HEATERS

Mfg. Part No.	Power (W)	AC/DC Voltage (Min/Max)	H x W x D Inches (mm)	Stock No.	Price Each 1-24
● 01602.0-00	8	110-250V	1.2(30) x 0.49(12.5) x 0.49(12.5)	82K8658	30.18
● 01602.0-03	8	12-36V	1.2(30) x 0.49(12.5) x 0.49(12.5)	82K8659	30.18
● 01609.0-00	10	110-250V	1.97(50) x 0.49(12.5) x 0.49(12.5)	82K8660	32.74
● 01609.0-01	10	12-36V	1.97(50) x 0.49(12.5) x 0.49(12.5)	01M9588	32.74
● 01610.0-00	13	110-250V	2.36(60) x 0.49(12.5) x 0.49(12.5)	01M9589	38.13
● 01610.0-01	13	12-36V	2.36(60) x 0.49(12.5) x 0.49(12.5)	01M9590	38.13

ENCLOSURE HEATERS

● 04701.9-00	20	110-120V	3.27(83) x 1.97(50) x 0.98(25)	01M9698	70.59
● 04702.9-00	30	110-120V	4.47(113) x 1.97(50) x 0.98(25)	82K8803	77.51

(88053)


FAN HEATERS



The **CR 027** series is a compact, high capacity PTC technology fan heater for large enclosure applications. Fan heaters are used to maintain minimum operating temperatures in enclosures. This helps prevent failure of electronic components caused by condensation and corrosion. PTC technology uniquely adjusts heating power to ambient temperature. The **CR 027** series comes with an integral thermostat making it easy to install on standard DIN rail.



AIR FLOW MONITORS



Air flow monitors, also referred to as fan failure alarm switches, provide a simple but reliable means to indicate positive or negative air flow of fans. When properly installed and connected in series with an optical (i.e., LED) or audible signaling device, a bi-directional switch (10W resistive maximum capacity) will activate an electrical contact if the air flow of the fan falls below 8.2 ft/s, thus either turning the signaling device on or off. Air flow monitors include either a clip, or they are offered integrally mounted on a finger guard. A universal mounting clamp is also furnished. See full line of fans; go online or call. Air flow monitors with 92mm and 120mm protective grills also available; go online or call Newark.

Mfg. Part No.	Dim. (in.)	Contacts	Comes With	Stock No.	Price Each 1-24
● 01300.0-00	1.3 x 0.7 x 0.3	Normally Closed	Mounting clip and clamp	01M9586	42.61
● 01300.1-00	1.3 x 0.7 x 0.3	Normally Open	Mounting clip and clamp	82K8651	42.61
● 01301.0-00	3.15 x 3.15 x 0.4	Normally Closed	80x80mm protective grill	82K8652	52.81
● 01301.1-00	3.15 x 3.15 x 0.4	Normally Open	80x80mm protective grill	82K8653	52.81

(87986)

HYGROTHERM



The **ETF 012** series senses the ambient temperature and relative air humidity. Depending on which contact combination is chosen, it then turns on or off a connected device if either the temperature is below, or the humidity above the set point. The integrated LED in each adjustment knob is lit indicating the active function. Product mounts on standard DIN rail. Switching capacity: 6A resistive (1A inductive).



DIMENSIONS: 3.03" (77mm)H x 2.36" (60mm)W x 1.69" (43mm)D

Mfg. Part No.	Description	Temperature Range	Humidity Range	Supply Voltage (VAC)	Stock No.	Price Each 1-9
● 01230.9-00	Humidity & Temp. Control, NC & NO	32-140°F	50 to 90% RH	120	01M9584	164.84
● 01230.9-01	Humidity & Temp. Control, NC & NO	0-60°C	50 to 90% RH	120	01M9585	164.84

(87982)

DIMENSIONS: 6.5" (165mm)H x 3.94" (100mm)W x 5.0" (128mm)D

Mfg. Part No.	Power (W)	Operating Voltage (VAC)	Operating Temperature	Description	Stock No.	Price Each 1-4
● 02700.9-00	550	120	32-140°F	Fan Heater w/adjustable thermostat	82K8756	233.26
● 02701.9-00	650	120	32-140°F	Fan Heater w/adjustable thermostat	82K8758	260.40

(87984)

HIGH PERFORMANCE FAN HEATERS



Foot Mount

DIN/Panel Mount

CR 030 and **CR 130** series compact high-performance fan heaters prevent formation of condensation and provide an evenly distributed interior air temperature in outdoor enclosures and control cabinets. **CR 030** series foot mounting capability allows installation on the base panel of enclosures. The plastic heater enclosure provides a UL double insulated level of protection against electrical shock. Include an integrated thermostat or hygrostat for temperature or humidity control. Operating voltage: 120VAC. Heating capacity: 950W.

Mfg. Part No.	Setting Range	Mounting	Features	Dim. (in.) H x W x D	Stock No.	Price Each 1-4
● 03059.9-00	32°F to 140°F	Foot	Thermostat	3.9 x 5.1 x 6.6	70M7811	279.49
● 03059.9-02	None	Foot	None	3.9 x 5.1 x 6.6	48P5649	271.76
● 13059.9-00	32°F to 140°F	DIN/Panel	Thermostat	3.9 x 5.6 x 7.2	70M7853	294.24
● 13059.9-02	None	DIN/Panel	None	3.9 x 5.6 x 7.2	70M7854	289.24

(87983)

WEATHERPROOF PRESSURE COMPENSATION DEVICES



Pressure differentials in a sealed enclosure result from heat generated by electrical and electronic components in the enclosure, and the fluctuation of the outside temperature. In the case of negative pressure or vacuum, dust and humidity can be absorbed through the door seal. Pressure compensation plug provides an IP 66 degree of protection. A semi-permeable membrane inside the plug allows air and humidity to leave the enclosure, while only allowing dry air into the enclosure, not humidity and dust. For best results mount two devices, one diametrically opposite the other on enclosure surfaces. The plug protrudes 0.79" (20mm) from enclosure surface and mounts in a 1.57" (40mm) diameter hole. Plastic version is UL type 4 and 4X recognized.

PLUG DIMENSIONS: 2.36" (60mm) Diameter x 1.46" (37mm)H

Mfg. Part No.	Description	Material	Stock No.	Price Each 1-24
● 28400.0-01	Pressure Compensation Device	ABS Plastic	02M0114	18.74
● 28401.0-00	Pressure Compensation Device	316L Stainless Steel	82K8836	319.24

(88062)

Expert technical support

Chat online to our team of engineers, or connect to them through your representative.

(148838)